SANDVIK Coromant

2020

Utensili integrali rotanti

FRESATURA
FORATURA
MASCHIATURA
ALESATURA

Ecco i nostri nuovi cataloghi

Il catalogo è costituito da 3 volumi: Utensili di tornitura, Utensili rotanti e Utensili integrali rotanti. In totale, vengono presentati oltre 30,000 prodotti standard.

Utensili di tornitura - Tornitura generale, troncatura e scanalatura, tornitura di filetti, utensili multifunzionali, portautensili e adattatori per utensili di tornitura

Utensili rotanti - Adattatori per utensili di fresatura, foratura, barenatura e utensili rotanti

Utensili integrali rotanti - Fresatura, foratura, maschiatura e alesatura

Utilizzare le presentazioni prodotto all'inizio di ogni capitolo per trovare il campo di interesse e il riferimento per accedere alla relativa pagina del prodotto. I riferimenti in fondo alla pagina di ogni prodotto permettono di accedere ai prodotti e alle informazioni correlati; ad es. attacchi, inserti e dati di taglio.

La nostra offerta totale di circa 50,000 prodotti standard è disponibile all'indirizzo **www.sandvik.coromant.com/it**. In caso di requisiti particolari, abbiamo previsto un'ampia gamma di prodotti che possono essere costruiti su richiesta.

Accedete all'indirizzo www.sandvik.coromant.com/it per essere certi di disporre delle misure e delle tolleranze più recenti, ottenere la specifica dei dati di taglio e ordinare i prodotti e i ricambi disponibili.

Legenda dei simboli di riferimento:

Dimensioni foro consigliate

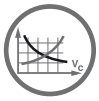
Dati di taglio

Descrizione della qualità

Spiegazione dei parametri ISO 13399

Chiave dei codici

Informazioni sul refrigerante

Ricondizionamento

Informazioni

Scelta prioritaria

Buona scelta

Non disponibile

La nostra offerta di prodotti

Ogni cosa che facciamo è rivolta a supportare flusso di lavoro, efficienza e produttività e, per esperienza, sappiamo che ciò richiede soluzioni differenti a seconda del cliente e della situazione. Non tutto è adatto a tutti. Di conseguenza, abbiamo sviluppato un'offerta che divide gli utensili integrali rotanti in tre differenti categorie.

V
Versatile

Soluzioni versatili

Una gamma completa di prodotti ad alte prestazioni che garantisce livelli elevati di flessibilità in efficienza costi.

O
Optimized

Soluzioni ottimizzate

Una linea esclusiva di utensili perfezionati per esigenze specifiche, in grado di assicurare efficienza, affidabilità e durata.

C
Customized

Soluzioni personalizzate

Prodotti Tailor Made e Advanced Engineered, appositamente concepiti per rispondere ai più elevati requisiti prestazionali.

Come trovare il giusto prodotto

1. Selezionare il tipo di applicazione
2. Selezionare la sezione della nostra offerta in base alle esigenze

- Un solo utensile per molti materiali
- Utensili robusti per varie applicazioni
- Ideali per la produzione mista e di piccoli lotti

V

- Utensili dedicati a materiali specifici
- Utensili perfezionati per applicazioni specifiche
- Ideali per la produzione di lotti di dimensioni medio-grandi

O

- Utensili appositamente sviluppati per una certa applicazione
- Competenze e conoscenze applicative avanzate
- Utensili non disponibili nell'offerta standard

C

A Fresatura

B Foratura

C Maschiatura

D Alesatura

E Informazioni generali

Fresatura

V
Versatile

Fresa a candela in metallo duro integrale CoroMill® Plura A10

Sgrossatura pesante A11-A24
Sgrossatura media A25-A28
Sgrossatura con rompitrucioli A29
Fresa con testa sferica per profilatura A31-A34
Fresatura di smussi A35-A37

O
Ottimizzata

Fresa a candela in metallo duro integrale CoroMill® Plura A38

Fresatura pesante CoroMill® Plura HD A39-A52
Fresatura laterale ad avanzamenti elevati CoroMill® Plura HFS A53-A64
Spianatura ad elevati avanzamenti A65-A68
Fresatura multioperazione stabile A69-A80
Fresatura di pezzi temprati A81-A84
Grande capacità di asportazione dei trucioli A85-A92
Sgrossatura con rompitrucioli A93-A98
Finitura A99-A104
Microfresatura A105
Fresa a candela con testa sferica per microfresatura A107-A110
Fresa a candela con testa sferica per profilatura A111-A120
Applicazioni di contornatura A121-A126
Fresatura di filetti A127-A138
Sgrossatura ad alta velocità A139

Testina in metallo duro integrale CoroMill® 316 A141

Fresatura pesante A142-A145
Fresatura multioperazione stabile A146-A149
Fresatura laterale ad avanzamenti elevati A150
Spianatura ad elevati avanzamenti A152-A154
Fresatura di sgrossatura z2 A155
Grande capacità di asportazione dei trucioli - ALU A157
Sgrossatura con rompitrucioli A159
Profilatura A161-A163
Finitura A164-A166
Fresatura di smussi A167-A170
Testina brasata in ceramica per sgrossatura ad alta velocità A171

CoroMill® 326, fresa a candela in metallo duro integrale A173

Fresatura di smussi A174
Fresatura di filetti A175

C
Personalizzato

E2

CoroMill® Plura - Ottimizzata

O
Optimized

Scelta prioritaria per una sgrossatura e una finitura ottimizzate su CoroMill® Plura

Fresatura di cave fino a 2xDc	Fresatura di cave fino a 1xDc	Fresatura pesante di spallamenti	Fresatura leggera di spallamenti ae fino allo 0,25xDc	Fresatura laterale ad alto avanzamento	Finitura	Spianatura ad elevati avanzamenti	Utensile	Pagina	Materiale
							Heavy duty (HD, lavorazione pesante) su acciaio	A40-A47	P K
							Heavy duty (HD, lavorazione pesante) su acciaio inossidabile	A48-A52	M
							Grande capacità di asportazione dei trucioli (ALU)	A86-A92	N
							Vari tipi di operazioni stabili (VFD) in leghe Ni	A78-A80	S
							Fresatura di pezzi temprati	A82-A84	P H
							Fresatura laterale ad avanzamenti elevati (HFS) su acciaio	A54	P K
							Fresatura laterale ad avanzamenti elevati (HFS) su acciaio inossidabile	A55-A58	M
							Fresatura laterale ad avanzamenti elevati (HFS) su leghe di titanio e inconel	A59-A64	S
							Finitura (FSF)	A100-A104	P M K S H
							Spianatura ad alto avanzamento (HFF)	A66-A68	P M K S H
							Sgrossatura ad alta velocità (CER) in leghe Ni	A140	S

Simboli delle operazioni

Fresatura di spallamenti	Applicazioni di contornatura	Fresatura di tasche 	Fresatura di cave 	Fresatura a tuffo	Fresatura in rampa
Spianatura 	Fresatura di profili 	Fresatura di filetti 	Interpolazione elicoidale	Smussatura interna 	Smussatura esterna 

CoroMill® Plura - Ottimizzata

	Fresatura pesante CoroMill® Plura HD			Fresatura laterale ad avanzamenti elevati CoroMill® Plura HFS				Fresatura multioperazione stabile
O								
Materiale	Per acciaio	Per acciaio	Per acciaio inossidabile	Per leghe di titanio	Per leghe di nichel	Per acciaio e acciaio inossidabile	Per acciaio inossidabile	Per leghe di nichel
Campi di applicazione ISO	P K	P K	M S	S	S	P M K S	M S	S
D_c mm	6.00 - 25.00	2.00 - 25.00	6.00 - 25.00	4.00 - 32.00	4.00 - 25.00	2.00 - 25.00	2.00 - 25.00	2.00 - 16.00
D_c pollici	.250 - .750	.125 - .750	.250 - 750	.188 - 1.250	-	.250 - 1.000	–	
APMX/DC	2.10 - 2.50	2.10 - 2.50	2.10 - 2.50	2.10 - 2.50	2.10 - 2.50	1.80 - 4.00	1.80 - 3.50	1.90 - 2.40
ZEFP	5	4	4	4, 5, 6	4, 5	4	4	3, 4
RE, mm	0.50 - 2.00	0.20 - 2.00	0.50 - 6.35	0.50 - 4.00	0.50 - 6.35	-	0.50 - 4.00	0.20 - 2.00
RE, poll.	.015 - .060	.015 - .060	.015 - .190	.030 - .120	-	-	-	-
CHW, mm	0.10 - 0.25	-	0.10 - 0.25	-	-	0.15 - 0.20	0.15 - 0.20	0.10
CHW, poll.	.004 - .010	–	.004 - .010	–	–	.004 - .010	–	
Stelo	Cilindrico	Cilindrico	Cilindrico	Cilindrico Weldon iLock	Cilindrico Weldon iLock	Cilindrico Weldon	Cilindrico	Cilindrico Weldon
BSG	COROMANT	COROMANT	COROMANT	COROMANT	COROMANT	COROMANTDIN 6527 L	DIN 6527 L	DIN 6527 L
Qualità	1730	1730	1740	1745	1710	1630, 1740	1640	1725
Refrigerante interno	✗	✗	✓	✓	✗	✗	✗	✓
Refrigerante esterno	✓	✓	✗	✓	✓	✓	✓	✓
Pagina	A40-A43	A44-A47	A48-A52	A59-A62	A63-A64	A54-A56	A57-A58	A78-A80

	Spianatura ad elevati avanzamenti		Fresatura di pezzi temprati	Grande capacità di asportazione dei trucioli		Finitura		Sgrossatura ad alta velocità
O								
Materiale	Per acciaio e acciaio temprato con durezza ≤ 63 HRc	Per acciaio inossidabile e acciaio con durezza ≤ 48 HRc	Per acciaio temprato con durezza 43≤ HRc ≤63	Per materiali non ferrosi	Per materiali non ferrosi con tenore di silicio > 9%	Per acciaio temprato con durezza 43≤ HRc ≤63	Per acciaio inossidabile e acciaio con durezza ≤ 48 HRc	Per leghe di nichel
Campi di applicazione ISO	P H	P M K S	P H	N	N O	P H	P M K S	S
D_c mm	4.00 - 20.00	4.00 - 20.00	2.00 - 16.00	2.00 - 20.00	1.00 - 16.00	3.00 - 20.00	3.00 - 20.00	10.00 - 12.00
D_c pollici	–	–	.125 - .375	–	–	.250 - .750	.063 - .750	-
APMX/DC	2.25 - 2.75	1.00 - 2.75	1.00	1.00 - 4.10	1.00	1.80 - 4.50	1.90 - 2.80	0.75
ZEFP	4	4	2, 4	1, 2	2, 4	4, 6, 8, 10, 12, 14, 16	4, 5, 6, 8	4, 6
RE, mm	0.50 - 2.00	0.50 - 2.00	0.20 - 3.00	0.15 - 2.50	-	0.50 - 2.00	–	1.50 - 6.00
RE, poll.	-	-	.031 - .063	-	-	-	.016 - .125	-
CHW, mm	-	-	-	0.10 - 0.15	0.10 - 0.15	0.10 - 0.15	0.10 - 0.15	-
CHW, poll.	–	–	–	–	–	-	–	–
Stelo	Cilindrico	Cilindrico	Cilindrico	Cilindrico	Cilindrico	Cilindrico	Cilindrico	Cilindrico
BSG	COROMANT	COROMANT DIN 6527 L	COROMANT	COROMANT DIN 6527 L	COROMANT	COROMANT DIN 6527 L	COROMANT DIN 6527 L	COROMANT
Qualità	1610	1620	1610	H10F, 1630	N20C	1610	1620	6060
Refrigerante interno	✗	✗	✗	✗	✗	✗	✗	✗
Refrigerante esterno	✓	✓	✓	✓	✓	✓	✓	✓
Pagina	A66	A67-A68	A82-A84	A86-A91	A92	A100-A101	A103-A104	A140

CoroMill® Plura - Ottimizzata

	Sgrossatura ottimizzata in vari tipi di operazioni e difficili condizioni di evacuazione del truciolo					Altre operazioni di fresatura		
	Fresatura multioperazione stabile		Sgrossatura con rompitrucioli			Microfresatura	Fresa a candela con testa sferica per microfresatura	
O								
Materiale	Per acciaio e acciaio temprato con durezza ≤ 63 HRc	Per acciaio inossidabile e acciaio con durezza ≤ 48 HRc	Per materiali ISO S	Per materiali non ferrosi	Per acciaio con durezza ≤ 48 HRc	Per componenti multimateriale con durezza ≤ 63 HRc	Per componenti multimateriale con durezza ≤ 63 HRc	Per acciaio temprato con durezza 43≤ HRc ≤63
Campi di applicazione ISO	P H	P M K S	M S	N	P M K S	P M K N S H	P M K N S H	H
D_c mm	2.00 - 20.00	2.00 - 25.00	6.00 - 25.00	6.00 - 25.00	6.00 - 25.00	0.40 - 1.00	0.40 - 1.00	0.20 - 2.50
D_c pollici	.187 - .750	.187 - .750	–	–	–	–	–	–
APMX/DC	1.90 - 3.20	1.90 - 2.00	1.80 - 2.40	1.00 - 2.40	1.00 - 2.40	1.00	1.00	0.60 - 0.90
ZEFP	3, 4	3, 4, 5	4, 5	3	3, 4, 5, 6, 8	2	2	2
RE, mm	0.50 - 4.00	0.20 - 6.35	–	–	0.35 - 4.00	–	0.20 - 0.50	0.10 - 1.25
RE, poll.	.016 - .063	.016 - .063	-	-	–	-	-	-
CHW, mm	0.10 - 0.15	0.10 - 0.15	0.10 - 0.15	0.45 - 0.90	–	–	–	–
CHW, poll.	–	–	–	–	–	–	–	–
Stelo	Cilindrico	Cilindrico Weldon iLock	Weldon	Cilindrico	Cilindrico Weldon	Cilindrico	Cilindrico	Cilindrico
BSG	COROMANT	COROMANT DIN 6527 L	DIN 6527 L	COROMANT DIN 6527 L	DIN 6527 K DIN 6527 L	COROMANT	COROMANT	COROMANT
Qualità	1620	1620, 1630, 1640	1620	H10F	1640	1620	1620	1700
Refrigerante interno	✗	✓	✗	✗	✗	✗	✗	✗
Refrigerante esterno	✓	✓	✓	✓	✓	✓	✓	✓
Pagina	A70-A71	A72-A77	A94	A95	A96-A97	A106	A108-A109	A110

	Altre operazioni di fresatura						Fresatura di filetti	
	Fresa a candela con testa sferica per profilatura					Applicazioni di contornatura	Filettature interne	Filetti interni ed esterni
O								
Materiale	Per materiali non ferrosi	Per materiali non ferrosi con tenore di silicio > 9%	Per acciaio e acciaio temprato con durezza ≤ 63 HRc	Per acciaio temprato con durezza 43≤ HRc ≤63	Per acciaio inossidabile e acciaio con durezza ≤ 48 HRc	Per materiali compositi	Forme di filetto: M 60°, MF 60°, MJ 60°, UN 60°, UNC/UNF 60°, NPT 60°, NPTF 60°	Tipo di filetto: G
Campi di applicazione ISO	N	N O	P M K S H	P H	P M K N S H	O	P M K N S H O	P M K N S H
D_c mm	2.00 - 16.00	1.00 - 12.00	1.00 - 16.00	1.00 - 16.00	4.00 - 16.00	4.00 - 16.00	1.20 - 25.00	–
D_c pollici	–	–	.063 - .500	.063 - .500	–	.250 - .625	.053 - .783	.236 - .984
APMX/DC	1.30 - 3.00	1.70 - 3.00	1.00 - 2.00	1.50 - 1.70	1.40 - 10.00	2.50 - 3.00	-	-
ZEFP	2	2	2	2, 4	2, 3, 4	5, 6, 7, 9, 11	3, 4, 5, 6	3, 4, 5
RE, mm	1.00 - 8.00	0.50 - 6.00	0.50 - 8.00	0.50 - 8.00	2.00 - 8.00	–	–	–
RE, poll.	–	–	.031 - .250	.031 - .250	–	–	–	–
CHW, mm	–	–	–	–	–	–	–	–
CHW, poll.	–	–	–	–	–	–	–	–
Stelo	Cilindrico	Cilindrico	Cilindrico	Cilindrico	Cilindrico	Cilindrico	Cilindrico Weldon	Weldon
BSG	COROMANT	COROMANT	COROMANT	COROMANT	COROMANT	COROMANT	COROMANT	COROMANT
Qualità	H10F	N20C	1610, 1620, P10	1700, 1610	1620, 1630	O10A, 1630, O12M, O10M	1630, 1620, H07F, 1610	1630
Refrigerante interno	✗	✗	✗	✗	✗	✗	✓	✗
Refrigerante esterno	✓	✓	✓	✓	✓	✓	✓	✓
Pagina	A112-A113	A114	A115-A116	A118-A120	A117	A122-A126	A128-A131	A138

CoroMill® Plura - Versatile

V
Versatile

Scelta prioritaria per la massima versatilità di sgrossatura e di finitura su CoroMill® Plura

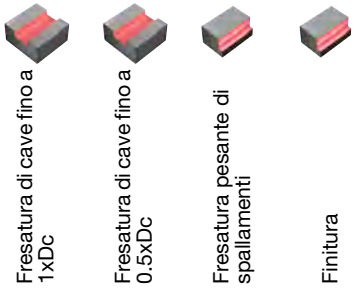

Utensile	Pagina	Materiale
Sgrossatura pesante (due scanalature)	A12-A24	P M K S
Sgrossatura pesante (tre scanalature)	A12-A24	P M K S
Sgrossatura media (quattro scanalature)	A27-A28	P M K S

Simboli delle operazioni

Fresatura di spallamenti	Applicazioni di contornatura	Fresatura di tasche 	Fresatura di cave 	Fresatura a tuffo	Fresatura in rampa
Spianatura 	Fresatura di profili 	Fresatura di filetti 	Interpolazione elicoidale	Smussatura interna 	Smussatura esterna 

CoroMill® Plura - Versatile

	Sgrossatura pesante	Sgrossatura media	Sgrossatura con rompitrucioli	Fresa con testa sferica per profilatura	Fresatura di smussi
V					
Materiale	Per componenti multimateriale con durezza ≤ 48 HRc	Per componenti multimateriale con durezza ≤ 48 HRc	Per componenti multimateriale con durezza ≤ 48 HRc	Per componenti multimateriale con durezza ≤ 48 HRc	Per componenti multimateriale con durezza ≤ 48 HRc
Campi di applicazione ISO	P M K S	P M K S	P M K S	P M K S	P M K N S H
D_c mm D_c pollici	1.00 - 25.00 .125 - 1.000	2.00 - 25.00 .125 - 1.000	6.00 - 20.00 .250 - 1.000	1.00 - 20.00 .063 - .750	1.00 - 8.00 .047 - .248
APMX/DC	1.0 - 4.8	1.4 - 3.7	1.8 - 3.4	1.4 - 3.0	0.1 - 0.8
ZEFP	2, 3, 4	3, 4	4	2, 4	2, 3, 4, 5, 6
RE, mm RE, poll.	- -	- -	- -	0.50 - 10.00 .031 - .375	- -
CHW, mm CHW, poll.	0.00 - 0.30 .000 - .012	0.00 - 0.20 .000 - .010	0.35 - 0.63 .014 - .031	- -	- -
Stelo	Cilindrico Weldon	Weldon	Cilindrico Weldon	Cilindrico	Cilindrico
BSG	DIN 6527 K DIN 6527 L COROMANT	DIN 6527 L	DIN 6527 L COROMANT	COROMANT	COROMANT
Qualità	1630	1620, 1630	1640	1620, 1630	1620
Refrigerante interno	✗	✗	✗	✗	✗
Refrigerante esterno	✓	✓	✓	✓	✓
Pagina	A12-A24	A26-A28	A30	A32-A34	A36-A37

CoroMill® 316

O
Optimized

Scelta prioritaria per la sgrossatura e la finitura su CoroMill® 316

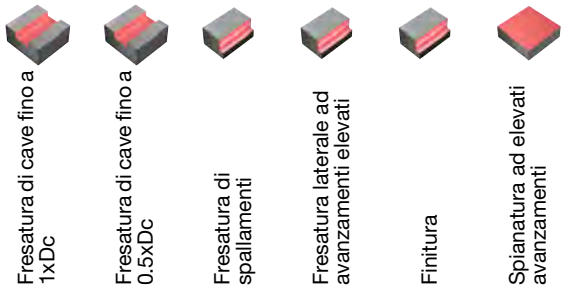

Utensile	Pagina	Materiale
Heavy Duty (HD, lavorazione pesante) per acciaio e acciaio inossidabile	A143-A145	P M
Vari tipi di operazioni stabili (VFD)	A147-A149	P M
Grande capacità di asportazione dei trucioli (ALU)	A158	N
Fresatura laterale ad avanzamenti elevati (HFS) su leghe di titanio	A151	S
Finitura (FSF)	A165-A166	P M
Spianatura ad alto avanzamento (HFF)	A153-A154	P M
Sgrossatura ad alta velocità (CER) in leghe Ni	A172	S

Simboli delle operazioni

Fresatura di spallamenti	Applicazioni di contornatura	Fresatura di tasche 	Fresatura di cave 	Fresatura a tuffo	Fresatura in rampa
Spianatura 	Fresatura di profili 	Fresatura di filetti 	Interpolazione elicoidale	Smussatura interna 	Smussatura esterna

CoroMill® 316

	Fresatura pesante	Fresatura laterale ad avanzamenti elevati	Fresatura multioperazione stabile	Sgrossatura ad alta velocità	Spianatura ad elevati avanzamenti	Fresatura a elevato carico di trucioli
Materiale	Per acciaio inossidabile e acciaio con durezza ≤ 48 HRc	Per leghe di titanio	Per componenti multimateriale con durezza ≤ 48 HRc	Per leghe di nichel	Per componenti multimateriale con durezza ≤ 48 HRc	Per componenti multimateriale con durezza ≤ 48 HRc
Campi di applicazione ISO	P M K S	S	P M K S	S	P M K S	P M K S
D_c mm	10.00 - 25.00	10.00 - 25.00	10.00 - 25.00	10.00 - 12.00	10.00 - 25.00	10.00 - 16.00
D_c pollici	.375 - 1.000	.375 - 1.000	.375 - 1.000	-	.375 - .750	-
APMX/DC	1.20	1.50	0.52 - 0.63	0.58 - 0.70	0.52 - 0.60	0.80 - 0.84
DCX, mm	-	-	-	-	-	-
DCX, poll.	-	-	-	-	-	-
CHW, mm	0.15 - 0.25	-	-	-	-	-
CHW, poll.	-	-	-	-	-	-
RE, mm	0.50 - 4.00	0.50 - 4.00	0.50 - 4.00	2.00	1.50 - 3.00	0.50 - 3.00
RE, poll.	.015 - .250	.030 - .120	.015 - .250	-	.060 - .080	-
ZEFP	4	6	3, 4, 5	4, 6	3, 4, 5	2
KAPR	-	-	-	-	-	-
Stelo	Coromant EH	Coromant EH	Coromant EH	Coromant EH	Coromant EH	Coromant EH
BSG	COROMANT	COROMANT	COROMANT	COROMANT	COROMANT	COROMANT
Qualità	1730	1745	1730	6060	1730	1730
Refrigerante interno	✗	✗	✓	✗	✓	✗
Refrigerante esterno	✓	✓	✓	✓	✓	✓
Pagina	A143-A145	A151	A147-A149	A172	A153-A154	A156

	Grande capacità di asportazione dei trucioli	Sgrossatura con rompitrucioli	Profilatura	Finitura	Fresatura di smussi
Materiale	Per materiali non ferrosi	Per componenti multimateriale con durezza ≤ 48 HRc	Per componenti multimateriale con durezza ≤ 48 HRc	Per componenti multimateriale con durezza ≤ 48 HRc	Per componenti multimateriale con durezza ≤ 48 HRc
Campi di applicazione ISO	N	P M K S	P M K S	P M K S	P M K S
D_c mm	10.00 - 25.00	10.00 - 25.00	10.00 - 25.00	10.00 - 25.00	1.50 - 8.00
D_c pollici	-	.375 - 1.000	.375 - 1.000	.375 - 1.000	.059 - .276
APMX/DC	0.52 - 0.55	0.52 - 0.56	0.52 - 0.56	0.52 - 0.56	0.52 - 0.56
DCX, mm	-	-	-	-	10.00 - 25.00
DCX, poll.	-	-	-	-	.375 - .750
CHW, mm	0.10 - 0.15	-	-	0.10 - 0.15	-
CHW, poll.	-	-	-	-	-
RE, mm	1.00 - 4.00	0.40	5.00 - 12.50	1.00 - 1.50	-
RE, poll.	-	.016 - .062	.187 - .500	.015 - .062	-
ZEFP	3	4, 5, 6, 8	2, 4	6, 8, 10, 12	2, 4, 6, 8
KAPR	-	-	-	-	15°, 30°, 45°, 49°,60°
Stelo	Coromant EH	Coromant EH	Coromant EH	Coromant EH	Coromant EH
BSG	COROMANT	COROMANT	COROMANT	COROMANT	COROMANT
Qualità	H10F	1730	1730	1730	1730
Refrigerante interno	✗	✗	✗	✗	✗
Refrigerante esterno	✓	✓	✓	✓	✓
Pagina	A158	A160	A162-A163	A165-A166	A168-A170

CoroMill® Plura - Versatile

Frese a candela ad alte prestazioni, con livelli elevati di flessibilità in efficienza costi

Utensili **versatili** sviluppati per garantire prestazioni elevate e lavorazioni affidabili in diverse applicazioni e su componenti di dimensioni, forme e materiali differenti, per permettere di sfruttare al massimo la macchina.

V C

Applicazione

- Sgrossatura pesante
- Sgrossatura media
- Sgrossatura con rompitrucioli
- Profilatura
- Fresatura di smussi

Campi di applicazioni ISO:

P M K N S H

Quando si utilizzano le macchine per vari componenti e per la produzione variabile, sono necessari utensili che offrano i massimi livelli di precisione, robustezza e versatilità. Quando sono indispensabili precisione, stabilità ed efficienza costi, CoroMill Plura Versatile è la scelta prioritaria.

www.sandvik.coromant.com/coromillplura

Gamma di prodotti

- Qualità selezionate per ogni tipo di materiali e condizioni
- Geometrie robuste, concepite per adattarsi a diverse applicazioni di fresatura
- Opzioni con stelo cilindrico e Weldon
- Forme dell'utensile diritte, con o senza tagliente per separare il truciolo
- Utensili con testa sferica e utensili di smussatura
- Possibilità di ricondizionamento fino a tre volte secondo le specifiche originali

E14

SANDVIK Coromant

ITA

CoroMill® Plura, fresa candela in metallo duro integrale per sgrossatura pesante

Quando utilizzarla

Due o tre scanalature

Scanalatura di chiavetta

Scanalature che lasciano grande spazio ai trucioli

Scarichi concepiti per offrire stabilità

Quattro scanalature

Maggiore stabilità grazie al nucleo più grande

Ottimale per la fresatura di spallamenti

Materiale ISO	P	M	K	N	S
Qualità	1630	1620			
Stelo	Cilindrico	Weldon			

CoroMill® Plura, fresa candela in metallo duro integrale per sgrossatura pesante

Per componenti multimateriale con durezza ≤ 48 HRc

FHA	30°
BSG	DIN 6527 K
TCDCON	h6



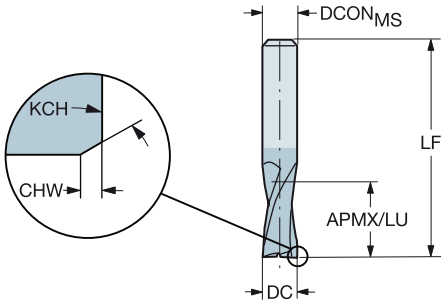

Versione metrica

DC	CZC_{MS}	APMX	CHW	KCH	LU	ZEFP	Codice di ordinazione	P 1630	M 1630	K 1630	S 1630	$DCON_{MS}$	LF
								Dimensioni, millimetri					
1.0	3	3.5			3.5	2	1P220-0100-XA	★	★	★	★	3.0	38.0
1.5	3	3.5			3.5	2	1P220-0150-XA	★	★	★	★	3.0	38.0
1.8	6	3.5			3.5	2	1P220-0180-XA	★	★	★	★	6.0	50.0
2.0	6	3.5			3.5	2	1P220-0200-XA	★	★	★	★	6.0	50.0
2.5	6	3.5	0.08	45°	3.5	2	1P220-0250-XA	★	★	★	★	6.0	50.0
2.8	6	4.5	0.08	45°	4.5	2	1P220-0280-XA	★	★	★	★	6.0	50.0
3.0	6	4.5	0.08	45°	4.5	2	1P220-0300-XA	★	★	★	★	6.0	50.0
3.5	6	4.5	0.08	45°	4.5	2	1P220-0350-XA	★	★	★	★	6.0	50.0
3.8	6	5.5	0.08	45°	5.5	2	1P220-0380-XA	★	★	★	★	6.0	54.0
4.0	6	5.5	0.13	45°	5.5	2	1P220-0400-XA	★	★	★	★	6.0	54.0
4.5	6	5.5	0.13	45°	5.5	2	1P220-0450-XA	★	★	★	★	6.0	54.0
4.8	6	6.5	0.13	45°	6.5	2	1P220-0480-XA	★	★	★	★	6.0	54.0
5.0	6	6.5	0.13	45°	6.5	2	1P220-0500-XA	★	★	★	★	6.0	54.0
5.8	6	7.5	0.13	45°	7.5	2	1P220-0575-XA	★	★	★	★	6.0	54.0
6.0	6	7.5	0.13	45°	7.5	2	1P220-0600-XA	★	★	★	★	6.0	54.0
6.8	8	8.5	0.13	45°	8.5	2	1P220-0675-XA	★	★	★	★	8.0	58.0
7.0	8	8.5	0.13	45°	8.5	2	1P220-0700-XA	★	★	★	★	8.0	58.0
7.8	8	9.5	0.13	45°	9.5	2	1P220-0775-XA	★	★	★	★	8.0	58.0
8.0	8	9.5	0.20	45°	9.5	2	1P220-0800-XA	★	★	★	★	8.0	58.0
9.0	10	10.5	0.20	45°	10.5	2	1P220-0900-XA	★	★	★	★	10.0	66.0
9.7	10	11.5	0.20	45°	11.5	2	1P220-0970-XA	★	★	★	★	10.0	66.0
10.0	10	11.5	0.20	45°	11.5	2	1P220-1000-XA	★	★	★	★	10.0	66.0
12.0	12	12.5	0.20	45°	12.5	2	1P220-1200-XA	★	★	★	★	12.0	73.0
14.0	14	14.5	0.20	45°	14.5	2	1P220-1400-XA	★	★	★	★	14.0	75.0
16.0	16	16.5	0.20	45°	16.5	2	1P220-1600-XA	★	★	★	★	16.0	82.0
18.0	18	18.5	0.20	45°	18.5	2	1P220-1800-XA	★	★	★	★	18.0	84.0
20.0	20	20.5	0.30	45°	20.5	2	1P220-2000-XA	★	★	★	★	20.0	92.0

Versione in pollici

DC	CZC_{MS}	APMX	CHW	KCH	LU	ZEFP	Codice di ordinazione	P 1630	M 1630	K 1630	S 1630	$DCON_{MS}$	LF
								Dimensioni, pollici					
.125	1/8	.172	.003	45°	.172	2	1P220-0318-XA	★	★	★	★	.125	1.500
.188	3/16	.250	.005	45°	.250	2	1P220-0476-XA	★	★	★	★	.188	2.000
.250	1/4	.313	.005	45°	.313	2	1P220-0635-XA	★	★	★	★	.250	2.000
.375	3/8	.469	.008	45°	.469	2	1P220-0953-XA	★	★	★	★	.375	2.500
.500	1/2	.625	.008	45°	.625	2	1P220-1270-XA	★	★	★	★	.500	3.000
.625	5/8	.750	.008	45°	.750	2	1P220-1588-XA	★	★	★	★	.625	3.000
.750	3/4	1.000	.012	45°	1.000	2	1P220-1905-XA	★	★	★	★	.750	4.000
1.000	1	1.250	.012	45°	1.250	2	1P220-2540-XA	★	★	★	★	1.000	4.000

A176 A194 E9 E22 E14

CoroMill® Plura, fresa candela in metallo duro integrale per sgrossatura pesante

Per componenti multimateriale con durezza ≤ 48 HRc

FHA	30°
BSG	DIN 6527 K
TCDCON	h6



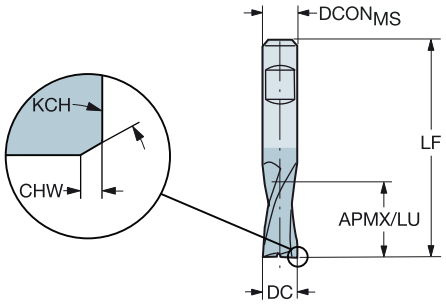

Versione metrica

DC	CZC_{MS}	APMX	CHW	KCH	LU	ZEFP	Codice di ordinazione	P 1630	M 1630	K 1630	S 1630	Dimensioni, millimetri $DCON_{MS}$	LF
1.8	6	3.5			3.5	2	1P220-0180-XB	★	★	★	★	6.0	50.0
2.0	6	3.5			3.5	2	1P220-0200-XB	★	★	★	★	6.0	50.0
2.5	6	3.5	0.08	45°	3.5	2	1P220-0250-XB	★	★	★	★	6.0	50.0
2.8	6	4.5	0.08	45°	4.5	2	1P220-0280-XB	★	★	★	★	6.0	50.0
3.0	6	4.5	0.08	45°	4.5	2	1P220-0300-XB	★	★	★	★	6.0	50.0
3.5	6	4.5	0.08	45°	4.5	2	1P220-0350-XB	★	★	★	★	6.0	50.0
3.8	6	5.5	0.08	45°	5.5	2	1P220-0380-XB	★	★	★	★	6.0	54.0
4.0	6	5.5	0.13	45°	5.5	2	1P220-0400-XB	★	★	★	★	6.0	54.0
4.8	6	6.5	0.13	45°	6.5	2	1P220-0480-XB	★	★	★	★	6.0	54.0
5.0	6	6.5	0.13	45°	6.5	2	1P220-0500-XB	★	★	★	★	6.0	54.0
5.8	6	7.5	0.13	45°	7.5	2	1P220-0575-XB	★	★	★	★	6.0	54.0
6.0	6	7.5	0.13	45°	7.5	2	1P220-0600-XB	★	★	★	★	6.0	54.0
6.8	8	8.5	0.13	45°	8.5	2	1P220-0675-XB	★	★	★	★	8.0	58.0
7.0	8	8.5	0.13	45°	8.5	2	1P220-0700-XB	★	★	★	★	8.0	58.0
7.8	8	9.5	0.13	45°	9.5	2	1P220-0775-XB	★	★	★	★	8.0	58.0
8.0	8	9.5	0.20	45°	9.5	2	1P220-0800-XB	★	★	★	★	8.0	58.0
9.0	10	10.5	0.20	45°	10.5	2	1P220-0900-XB	★	★	★	★	10.0	66.0
9.7	10	11.5	0.20	45°	11.5	2	1P220-0970-XB	★	★	★	★	10.0	66.0
10.0	10	11.5	0.20	45°	11.5	2	1P220-1000-XB	★	★	★	★	10.0	66.0
11.7	12	12.5	0.20	45°	12.5	2	1P220-1170-XB	★	★	★	★	12.0	73.0
12.0	12	12.5	0.20	45°	12.5	2	1P220-1200-XB	★	★	★	★	12.0	73.0
13.7	14	14.5	0.20	45°	14.5	2	1P220-1370-XB	★	★	★	★	14.0	75.0
14.0	14	14.5	0.20	45°	14.5	2	1P220-1400-XB	★	★	★	★	14.0	75.0
15.7	16	16.5	0.20	45°	16.5	2	1P220-1570-XB	★	★	★	★	16.0	82.0
16.0	16	16.5	0.20	45°	16.5	2	1P220-1600-XB	★	★	★	★	16.0	82.0
17.7	18	18.5	0.20	45°	18.5	2	1P220-1770-XB	★	★	★	★	18.0	84.0
18.0	18	18.5	0.20	45°	18.5	2	1P220-1800-XB	★	★	★	★	18.0	84.0
19.7	20	20.5	0.30	45°	20.5	2	1P220-1970-XB	★	★	★	★	20.0	92.0
20.0	20	20.5	0.30	45°	20.5	2	1P220-2000-XB	★	★	★	★	20.0	92.0

A176 A194 E9 E22 E14

CoroMill® Plura, fresa candela in metallo duro integrale per sgrossatura pesante

Per componenti multimateriale con durezza ≤ 48 HRc

FHA	30°
BSG	DIN 6527 K
TCDC	e8
TCDCON	h6

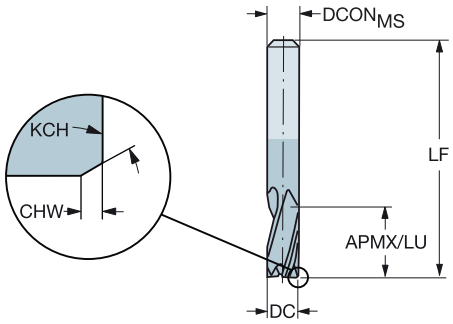

Versione metrica

DC	CZCMS	APMX	CHW	KCH	LU	ZEFP	Codice di ordinazione	P 1630	M 1630	K 1630	S 1630	Dimensioni, millimetri DCONMS	LF
1.0	3	3.5			3.5	3	1P221-0100-XA	★	★	★	★	3.0	38.0
1.5	3	3.5			3.5	3	1P221-0150-XA	★	★	★	★	3.0	38.0
1.8	6	3.5			3.5	3	1P221-0180-XA	★	★	★	★	6.0	50.0
2.0	6	3.5			3.5	3	1P221-0200-XA	★	★	★	★	6.0	50.0
2.5	6	3.5	0.08	45°	3.5	3	1P221-0250-XA	★	★	★	★	6.0	50.0
2.8	6	4.5	0.08	45°	4.5	3	1P221-0280-XA	★	★	★	★	6.0	50.0
3.0	6	4.5	0.08	45°	4.5	3	1P221-0300-XA	★	★	★	★	6.0	50.0
3.5	6	4.5	0.08	45°	4.5	3	1P221-0350-XA	★	★	★	★	6.0	50.0
3.8	6	5.5	0.08	45°	5.5	3	1P221-0380-XA	★	★	★	★	6.0	54.0
4.0	6	5.5	0.13	45°	5.5	3	1P221-0400-XA	★	★	★	★	6.0	54.0
4.5	6	5.5	0.13	45°	5.5	3	1P221-0450-XA	★	★	★	★	6.0	54.0
4.8	6	6.5	0.13	45°	6.5	3	1P221-0480-XA	★	★	★	★	6.0	54.0
5.0	6	6.5	0.13	45°	6.5	3	1P221-0500-XA	★	★	★	★	6.0	54.0
5.8	6	7.5	0.13	45°	7.5	3	1P221-0575-XA	★	★	★	★	6.0	54.0
6.0	6	7.5	0.13	45°	7.5	3	1P221-0600-XA	★	★	★	★	6.0	54.0
6.8	8	8.5	0.13	45°	8.5	3	1P221-0675-XA	★	★	★	★	8.0	58.0
7.0	8	8.5	0.13	45°	8.5	3	1P221-0700-XA	★	★	★	★	8.0	58.0
7.8	8	9.5	0.13	45°	9.5	3	1P221-0775-XA	★	★	★	★	8.0	58.0
8.0	8	9.5	0.20	45°	9.5	3	1P221-0800-XA	★	★	★	★	8.0	58.0
9.0	10	10.5	0.20	45°	10.5	3	1P221-0900-XA	★	★	★	★	10.0	66.0
9.7	10	11.5	0.20	45°	11.5	3	1P221-0970-XA	★	★	★	★	10.0	66.0
10.0	10	11.5	0.20	45°	11.5	3	1P221-1000-XA	★	★	★	★	10.0	66.0
12.0	12	12.5	0.20	45°	12.5	3	1P221-1200-XA	★	★	★	★	12.0	73.0
14.0	14	14.5	0.20	45°	14.5	3	1P221-1400-XA	★	★	★	★	14.0	75.0
16.0	16	16.5	0.20	45°	16.5	3	1P221-1600-XA	★	★	★	★	16.0	82.0
18.0	18	18.5	0.20	45°	18.5	3	1P221-1800-XA	★	★	★	★	18.0	84.0
20.0	20	20.5	0.30	45°	20.5	3	1P221-2000-XA	★	★	★	★	20.0	92.0

A176 A194 E9 E22 E14

SANDVIK Coromant

ITA

CoroMill® Plura, fresa candela in metallo duro integrale per sgrossatura pesante

Per componenti multimateriale con durezza ≤ 48 HRc

FHA	30°
BSG	DIN 6527 K
TCDC	e8
TCDCON	h6

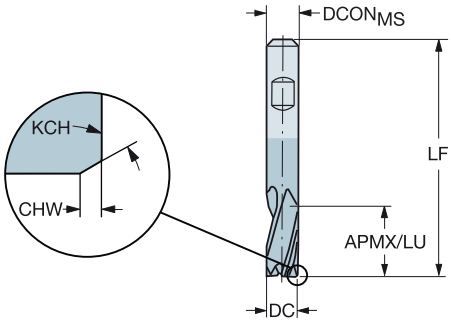

Versione metrica

DC	CZC_{MS}	APMX	CHW	KCH	LU	ZEFP	Codice di ordinazione	P 1630	M 1630	K 1630	S 1630	Dimensioni, millimetri $DCON_{MS}$	LF
1.8	6	3.5			3.5	3	1P221-0180-XB	★	★	★	★	6.0	50.0
2.0	6	3.5			3.5	3	1P221-0200-XB	★	★	★	★	6.0	50.0
2.5	6	3.5	0.08	45°	3.5	3	1P221-0250-XB	★	★	★	★	6.0	50.0
2.8	6	4.5	0.08	45°	4.5	3	1P221-0280-XB	★	★	★	★	6.0	50.0
3.0	6	4.5	0.08	45°	4.5	3	1P221-0300-XB	★	★	★	★	6.0	50.0
3.5	6	4.5	0.08	45°	4.5	3	1P221-0350-XB	★	★	★	★	6.0	50.0
3.8	6	5.5	0.08	45°	5.5	3	1P221-0380-XB	★	★	★	★	6.0	54.0
4.0	6	5.5	0.13	45°	5.5	3	1P221-0400-XB	★	★	★	★	6.0	54.0
4.5	6	5.5	0.13	45°	5.5	3	1P221-0450-XB	★	★	★	★	6.0	54.0
4.8	6	6.5	0.13	45°	6.5	3	1P221-0480-XB	★	★	★	★	6.0	54.0
5.0	6	6.5	0.13	45°	6.5	3	1P221-0500-XB	★	★	★	★	6.0	54.0
5.8	6	7.5	0.13	45°	7.5	3	1P221-0575-XB	★	★	★	★	6.0	54.0
6.0	6	7.5	0.13	45°	7.5	3	1P221-0600-XB	★	★	★	★	6.0	54.0
6.8	8	8.5	0.13	45°	8.5	3	1P221-0675-XB	★	★	★	★	8.0	58.0
7.0	8	8.5	0.13	45°	8.5	3	1P221-0700-XB	★	★	★	★	8.0	58.0
7.8	8	9.5	0.13	45°	9.5	3	1P221-0775-XB	★	★	★	★	8.0	58.0
8.0	8	9.5	0.20	45°	9.5	3	1P221-0800-XB	★	★	★	★	8.0	58.0
9.0	10	10.5	0.20	45°	10.5	3	1P221-0900-XB	★	★	★	★	10.0	66.0
9.7	10	11.5	0.20	45°	11.5	3	1P221-0970-XB	★	★	★	★	10.0	66.0
10.0	10	11.5	0.20	45°	11.5	3	1P221-1000-XB	★	★	★	★	10.0	66.0
11.7	12	12.5	0.20	45°	12.5	3	1P221-1170-XB	★	★	★	★	12.0	73.0
12.0	12	12.5	0.20	45°	12.5	3	1P221-1200-XB	★	★	★	★	12.0	73.0
13.7	14	14.5	0.20	45°	14.5	3	1P221-1370-XB	★	★	★	★	14.0	75.0
14.0	14	14.5	0.20	45°	14.5	3	1P221-1400-XB	★	★	★	★	14.0	75.0
15.7	16	16.5	0.20	45°	16.5	3	1P221-1570-XB	★	★	★	★	16.0	82.0
16.0	16	16.5	0.20	45°	16.5	3	1P221-1600-XB	★	★	★	★	16.0	82.0
17.7	18	18.5	0.20	45°	18.5	3	1P221-1770-XB	★	★	★	★	18.0	84.0
18.0	18	18.5	0.20	45°	18.5	3	1P221-1800-XB	★	★	★	★	18.0	84.0
19.7	20	20.5	0.30	45°	20.5	3	1P221-1970-XB	★	★	★	★	20.0	92.0
20.0	20	20.5	0.30	45°	20.5	3	1P221-2000-XB	★	★	★	★	20.0	92.0

A176 A194 E9 E22 E14

CoroMill® Plura, fresa candela in metallo duro integrale per sgrossatura pesante

Per componenti multimateriale con durezza ≤ 48 HRc

	1P222-XA	1P222-XB
FHA	35°	35°
BSG	DIN 6527 K	DIN 6527 K
TCDC	h10	h10
TCDCON	h6	h6

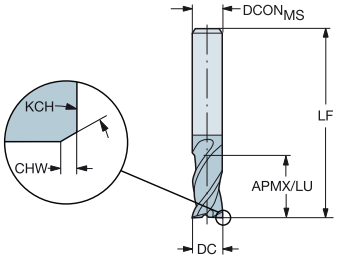

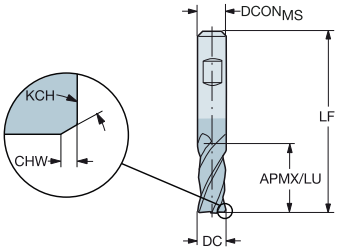

Versione metrica

DC	CZC_{MS}	APMX	CHW	KCH	LU	ZEFP	Codice di ordinazione	P 1630	M 1630	K 1630	S 1630	$DCON_{MS}$	LF
												Dimensioni, millimetri	
2.0	6	4.5			4.5	4	1P222-0200-XB	★	★	★	★	6.0	50.0
	6	4.5			4.5	4	1P222-0200-XA	★	★	★	★	6.0	50.0
3.0	6	5.5	0.08	45°	5.0	4	1P222-0300-XB	★	★	★	★	6.0	50.0
	6	5.5	0.08	45°	5.5	4	1P222-0300-XA	★	★	★	★	6.0	50.0
4.0	6	8.5	0.13	45°	8.5	4	1P222-0400-XB	★	★	★	★	6.0	54.0
	6	8.5	0.13	45°	8.5	4	1P222-0400-XA	★	★	★	★	6.0	54.0
5.0	6	9.5	0.13	45°	9.5	4	1P222-0500-XB	★	★	★	★	6.0	54.0
	6	9.5	0.13	45°	9.5	4	1P222-0500-XA	★	★	★	★	6.0	54.0
6.0	6	10.5	0.13	45°	10.5	4	1P222-0600-XB	★	★	★	★	6.0	54.0
	6	10.5	0.13	45°	10.5	4	1P222-0600-XA	★	★	★	★	6.0	54.0
7.0	8	11.5	0.13	45°	11.5	4	1P222-0700-XA	★	★	★	★	8.0	58.0
8.0	8	12.5	0.13	45°	12.5	4	1P222-0800-XB	★	★	★	★	8.0	58.0
	8	12.5	0.13	45°	12.5	4	1P222-0800-XA	★	★	★	★	8.0	58.0
10.0	10	14.5	0.20	45°	14.5	4	1P222-1000-XB	★	★	★	★	10.0	66.0
	10	14.5	0.20	45°	14.5	4	1P222-1000-XA	★	★	★	★	10.0	66.0
12.0	12	16.5	0.20	45°	16.5	4	1P222-1200-XB	★	★	★	★	12.0	73.0
	12	16.5	0.20	45°	16.5	4	1P222-1200-XA	★	★	★	★	12.0	73.0
16.0	16	22.5	0.20	45°	22.5	4	1P222-1600-XB	★	★	★	★	16.0	82.0
	16	22.5	0.20	45°	22.5	4	1P222-1600-XA	★	★	★	★	16.0	82.0
20.0	20	26.5	0.30	45°	26.5	4	1P222-2000-XB	★	★	★	★	20.0	92.0
	20	26.5	0.30	45°	26.5	4	1P222-2000-XA	★	★	★	★	20.0	92.0
25.0	25	32.5	0.30	45°	32.5	4	1P222-2500-XA	★	★	★	★	25.0	121.0

A176 A194 E9 E22 E14

CoroMill® Plura, fresa candela in metallo duro integrale per sgrossatura pesante

Per componenti multimateriale con durezza ≤ 48 HRc

	1P230-XA	1P230-XB
FHA	30°	30°
BSG	DIN 6527 L	DIN 6527 L
TCDCON	h6	h6

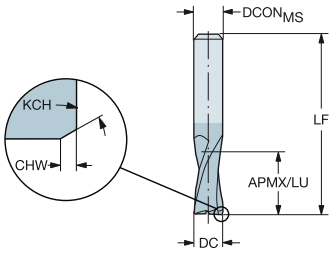

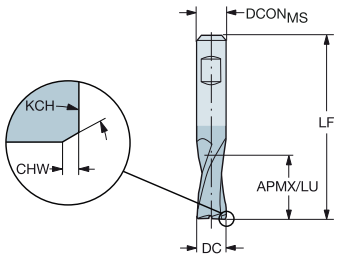

Versione metrica

DC	CZC_{MS}	APMX	CHW	KCH	LU	ZEFP	Codice di ordinazione	P 1630	M 1630	K 1630	S 1630	Dimensioni, millimetri $DCON_{MS}$	LF
1.0	3	4.5			4.5	2	1P230-0100-XA	★	★	★	★	3.0	38.0
1.5	3	4.5			4.5	2	1P230-0150-XA	★	★	★	★	3.0	38.0
2.0	6	6.5			6.5	2	1P230-0200-XB	★	★	★	★	6.0	57.0
	6	6.5			6.5	2	1P230-0200-XA	★	★	★	★	6.0	57.0
2.5	6	7.5	0.08	45°	7.5	2	1P230-0250-XB	★	★	★	★	6.0	57.0
	6	7.5	0.08	45°	7.5	2	1P230-0250-XA	★	★	★	★	6.0	57.0
3.0	6	7.5	0.08	45°	7.5	2	1P230-0300-XB	★	★	★	★	6.0	57.0
	6	7.5	0.08	45°	7.5	2	1P230-0300-XA	★	★	★	★	6.0	57.0
3.5	6	7.5	0.08	45°	7.5	2	1P230-0350-XB	★	★	★	★	6.0	57.0
	6	7.5	0.08	45°	7.5	2	1P230-0350-XA	★	★	★	★	6.0	57.0
4.0	6	8.5	0.13	45°	8.5	2	1P230-0400-XB	★	★	★	★	6.0	57.0
	6	8.5	0.13	45°	8.5	2	1P230-0400-XA	★	★	★	★	6.0	57.0
4.5	6	8.5	0.13	45°	8.5	2	1P230-0450-XB	★	★	★	★	6.0	57.0
	6	8.5	0.13	45°	8.5	2	1P230-0450-XA	★	★	★	★	6.0	57.0
5.0	6	10.5	0.13	45°	10.5	2	1P230-0500-XB	★	★	★	★	6.0	57.0
	6	10.5	0.13	45°	10.5	2	1P230-0500-XA	★	★	★	★	6.0	57.0
6.0	6	10.5	0.13	45°	10.5	2	1P230-0600-XB	★	★	★	★	6.0	57.0
	6	10.5	0.13	45°	10.5	2	1P230-0600-XA	★	★	★	★	6.0	57.0
7.0	8	13.5	0.13	45°	13.5	2	1P230-0700-XB	★	★	★	★	8.0	63.0
	8	13.5	0.20	45°	13.5	2	1P230-0700-XA	★	★	★	★	8.0	63.0
8.0	8	16.5	0.20	45°	16.5	2	1P230-0800-XB	★	★	★	★	8.0	63.0
	8	16.5	0.20	45°	16.5	2	1P230-0800-XA	★	★	★	★	8.0	63.0
9.0	10	16.5	0.20	45°	16.5	2	1P230-0900-XB	★	★	★	★	10.0	72.0
	10	16.5	0.20	45°	16.5	2	1P230-0900-XA	★	★	★	★	10.0	72.0
10.0	10	19.5	0.20	45°	19.5	2	1P230-1000-XB	★	★	★	★	10.0	72.0
	10	19.5	0.20	45°	19.5	2	1P230-1000-XA	★	★	★	★	10.0	72.0
11.0	12	22.5	0.20	45°	22.5	2	1P230-1100-XB	★	★	★	★	12.0	83.0
	12	22.5	0.20	45°	22.5	2	1P230-1100-XA	★	★	★	★	12.0	83.0
12.0	12	22.5	0.20	45°	22.5	2	1P230-1200-XB	★	★	★	★	12.0	83.0
	12	22.5	0.20	45°	22.5	2	1P230-1200-XA	★	★	★	★	12.0	83.0
14.0	14	22.5	0.20	45°	22.5	2	1P230-1400-XB	★	★	★	★	14.0	83.0
	14	22.5	0.20	45°	22.5	2	1P230-1400-XA	★	★	★	★	14.0	83.0
16.0	16	26.5	0.20	45°	26.5	2	1P230-1600-XB	★	★	★	★	16.0	92.0
	16	26.5	0.20	45°	26.5	2	1P230-1600-XA	★	★	★	★	16.0	92.0
18.0	18	26.5	0.20	45°	26.5	2	1P230-1800-XB	★	★	★	★	18.0	92.0
	18	26.5	0.20	45°	26.5	2	1P230-1800-XA	★	★	★	★	18.0	92.0
20.0	20	32.5	0.30	45°	32.5	2	1P230-2000-XB	★	★	★	★	20.0	104.0
	20	32.5	0.30	45°	32.5	2	1P230-2000-XA	★	★	★	★	20.0	104.0

A176 A194 E9 E22 E14

CoroMill® Plura, fresa candela in metallo duro integrale per sgrossatura pesante

Per componenti multimateriale con durezza ≤ 48 HRc

FHA	30°
BSG	DIN 6527 L
TCDCON	h6

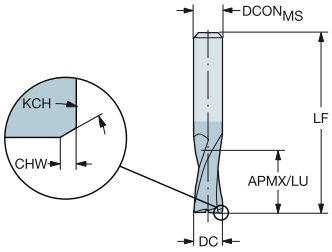

Versione in pollici

DC	CZC_{MS}	APMX	CHW	KCH	LU	ZEFP	Codice di ordinazione	P 1630	M 1630	K 1630	S 1630	Dimensioni, pollici $DCON_{MS}$	LF
.125	1/8	.313	.003	45°	.313	2	1P230-0318-XA	★	★	★	★	.125	1.500
.188	3/16	.406	.005	45°	.406	2	1P230-0476-XA	★	★	★	★	.188	2.000
.250	1/4	.453	.005	45°	.453	2	1P230-0635-XA	★	★	★	★	.250	2.500
.375	3/8	.687	.008	45°	.687	2	1P230-0953-XA	★	★	★	★	.375	2.500
.500	1/2	.937	.008	45°	.937	2	1P230-1270-XA	★	★	★	★	.500	3.000
.625	5/8	1.125	.008	45°	1.125	2	1P230-1588-XA	★	★	★	★	.625	3.500
.750	3/4	1.219	.012	45°	1.219	2	1P230-1905-XA	★	★	★	★	.750	4.000
1.000	1	1.625	.012	45°	1.625	2	1P230-2540-XA	★	★	★	★	1.000	5.000

A176 A194 E9 E22 E14

CoroMill® Plura, fresa candela in metallo duro integrale per sgrossatura pesante

Per componenti multimateriale con durezza ≤ 48 HRc

FHA	30°
BSG	DIN 6527 L
TCDCON	h6

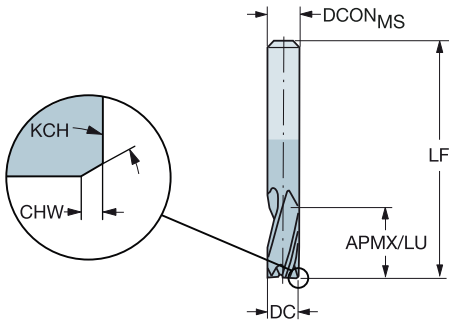

Versione metrica

DC	CZC$_{MS}$	APMX	CHW	KCH	LU	ZEFP	Codice di ordinazione	P 1630	M 1630	K 1630	S 1630	Dimensioni, millimetri DCON$_{MS}$	LF
1.0	3	4.5			4.5	3	1P231-0100-XA	★	★	★	★	3.0	38.0
1.5	3	4.5			4.5	3	1P231-0150-XA	★	★	★	★	3.0	38.0
2.0	6	6.5			6.5	3	1P231-0200-XA	★	★	★	★	6.0	57.0
2.5	6	7.5	0.08	45°	7.5	3	1P231-0250-XA	★	★	★	★	6.0	57.0
3.0	6	7.5	0.08	45°	7.5	3	1P231-0300-XA	★	★	★	★	6.0	57.0
3.5	6	7.5	0.08	45°	7.5	3	1P231-0350-XA	★	★	★	★	6.0	57.0
4.0	6	8.5	0.13	45°	8.5	3	1P231-0400-XA	★	★	★	★	6.0	57.0
4.5	6	8.5	0.13	45°	8.5	3	1P231-0450-XA	★	★	★	★	6.0	57.0
5.0	6	10.5	0.13	45°	10.5	3	1P231-0500-XA	★	★	★	★	6.0	57.0
5.5	6	10.5	0.13	45°	10.5	3	1P231-0550-XA	★	★	★	★	6.0	57.0
6.0	6	10.5	0.13	45°	10.5	3	1P231-0600-XA	★	★	★	★	6.0	57.0
6.5	8	13.5	0.13	45°	13.5	3	1P231-0650-XA	★	★	★	★	8.0	63.0
7.0	8	13.5	0.13	45°	13.5	3	1P231-0700-XA	★	★	★	★	8.0	63.0
7.5	8	16.5	0.13	45°	16.5	3	1P231-0750-XA	★	★	★	★	8.0	63.0
8.0	8	16.5	0.20	45°	16.5	3	1P231-0800-XA	★	★	★	★	8.0	63.0
9.0	10	16.5	0.20	45°	16.5	3	1P231-0900-XA	★	★	★	★	10.0	72.0
10.0	10	19.5	0.20	45°	19.5	3	1P231-1000-XA	★	★	★	★	10.0	72.0
11.0	12	22.5	0.20	45°	22.5	3	1P231-1100-XA	★	★	★	★	12.0	83.0
12.0	12	22.5	0.20	45°	22.5	3	1P231-1200-XA	★	★	★	★	12.0	83.0
13.0	14	22.5	0.20	45°	22.5	3	1P231-1300-XA	★	★	★	★	14.0	83.0
14.0	14	22.5	0.20	45°	22.5	3	1P231-1400-XA	★	★	★	★	14.0	83.0
15.0	16	26.5	0.20	45°	26.5	3	1P231-1500-XA	★	★	★	★	16.0	92.0
16.0	16	26.5	0.20	45°	26.5	3	1P231-1600-XA	★	★	★	★	16.0	92.0
18.0	18	26.5	0.20	45°	26.5	3	1P231-1800-XA	★	★	★	★	18.0	92.0
20.0	20	32.5	0.30	45°	32.5	3	1P231-2000-XA	★	★	★	★	20.0	104.0

Versione in pollici

DC	CZC$_{MS}$	APMX	CHW	KCH	LU	ZEFP	Codice di ordinazione	P 1630	M 1630	K 1630	S 1630	Dimensioni, pollici DCON$_{MS}$	LF
.125	1/8	.313	.003	45°	.313	3	1P231-0318-XA	★	★	★	★	.125	1.500
.188	3/16	.406	.005	45°	.406	3	1P231-0476-XA	★	★	★	★	.188	2.000
.250	1/4	.453	.005	45°	.453	3	1P231-0635-XA	★	★	★	★	.250	2.500
.375	3/8	.687	.008	45°	.687	3	1P231-0953-XA	★	★	★	★	.375	2.500
.500	1/2	.937	.008	45°	.937	3	1P231-1270-XA	★	★	★	★	.500	3.000
.625	5/8	1.125	.008	45°	1.125	3	1P231-1588-XA	★	★	★	★	.625	3.500
.750	3/4	1.219	.012	45°	1.219	3	1P231-1905-XA	★	★	★	★	.750	4.000
1.000	1	1.625	.012	45°	1.625	3	1P231-2540-XA	★	★	★	★	1.000	5.000

A176 A194 E9 E22 E14

CoroMill® Plura, fresa candela in metallo duro integrale per sgrossatura pesante

Per componenti multimateriale con durezza ≤ 48 HRc

FHA	30°
BSG	DIN 6527 L
TCDCON	h6

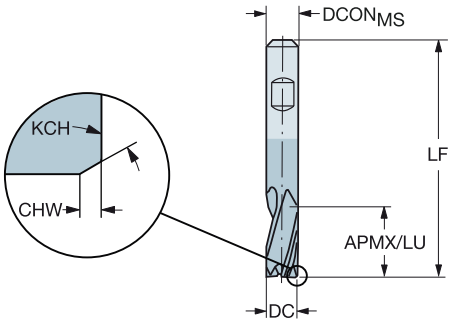

Versione metrica

DC	CZC_{MS}	APMX	CHW	KCH	LU	ZEFP	Codice di ordinazione	P 1630	M 1630	K 1630	S 1630	$DCON_{MS}$	LF
								Dimensioni, millimetri					
4.5	6	8.5	0.13	45°	8.5	3	1P231-0450-XB	★	★	★	★	6.0	57.0
5.0	6	10.5	0.13	45°	10.5	3	1P231-0500-XB	★	★	★	★	6.0	57.0
5.5	6	10.5	0.13	45°	10.5	3	1P231-0550-XB	★	★	★	★	6.0	57.0
6.0	6	10.5	0.13	45°	10.5	3	1P231-0600-XB	★	★	★	★	6.0	57.0
6.5	8	13.5	0.13	45°	13.5	3	1P231-0650-XB	★	★	★	★	8.0	63.0
7.0	8	13.5	0.13	45°	13.5	3	1P231-0700-XB	★	★	★	★	8.0	63.0
7.5	8	16.5	0.13	45°	16.5	3	1P231-0750-XB	★	★	★	★	8.0	63.0
8.0	8	16.5	0.20	45°	16.5	3	1P231-0800-XB	★	★	★	★	8.0	63.0
9.0	10	16.5	0.20	45°	16.5	3	1P231-0900-XB	★	★	★	★	10.0	72.0
10.0	10	19.5	0.20	45°	19.5	3	1P231-1000-XB	★	★	★	★	10.0	72.0
11.0	12	22.5	0.20	45°	22.5	3	1P231-1100-XB	★	★	★	★	12.0	83.0
12.0	12	22.5	0.20	45°	22.5	3	1P231-1200-XB	★	★	★	★	12.0	83.0
13.0	14	22.5	0.20	45°	22.5	3	1P231-1300-XB	★	★	★	★	14.0	83.0
14.0	14	22.5	0.20	45°	22.5	3	1P231-1400-XB	★	★	★	★	14.0	83.0
15.0	16	26.5	0.20	45°	26.5	3	1P231-1500-XB	★	★	★	★	16.0	92.0
16.0	16	26.5	0.20	45°	26.5	3	1P231-1600-XB	★	★	★	★	16.0	92.0
18.0	18	26.5	0.20	45°	26.5	3	1P231-1800-XB	★	★	★	★	18.0	92.0
20.0	20	32.5	0.30	45°	32.5	3	1P231-2000-XB	★	★	★	★	20.0	104.0

A176 A194 E9 E22 E14

ITA

CoroMill® Plura, fresa candela in metallo duro integrale per sgrossatura pesante

Per componenti multimateriale con durezza ≤ 48 HRc

	1P240-XA	1P240-XB
FHA	35°	35°
BSG	DIN 6527 L	DIN 6527 L
TCDC	h10	h10
TCDCON	h6	h6

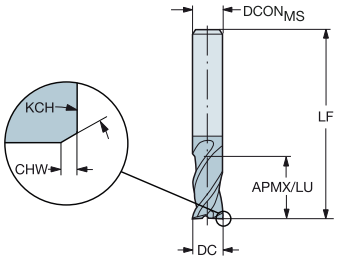

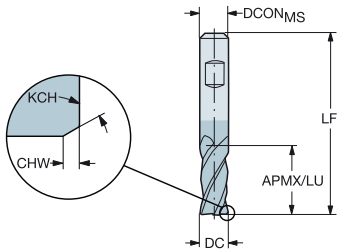

Versione metrica

DC	CZC$_{MS}$	APMX	CHW	KCH	LU	ZEFP	Codice di ordinazione	P 1630	M 1630	K 1630	S 1630	Dimensioni, millimetri DCON$_{MS}$	LF
2.0	6	7.5			7.5	4	1P240-0200-XA	★	★	★	★	6.0	57.0
3.0	6	8.5	0.08	45°	8.5	4	1P240-0300-XA	★	★	★	★	6.0	57.0
3.5	6	10.5	0.08	45°	10.5	4	1P240-0350-XA	★	★	★	★	6.0	57.0
4.0	6	11.5	0.13	45°	11.5	4	1P240-0400-XB	★	★	★	★	6.0	57.0
	6	11.5	0.13	45°	11.5	4	1P240-0400-XA	★	★	★	★	6.0	57.0
4.5	6	11.5	0.13	45°	11.5	4	1P240-0450-XB	★	★	★	★	6.0	57.0
	6	11.5	0.13	45°	11.5	4	1P240-0450-XA	★	★	★	★	6.0	57.0
5.0	6	13.5	0.13	45°	13.5	4	1P240-0500-XB	★	★	★	★	6.0	57.0
	6	13.5	0.13	45°	13.5	4	1P240-0500-XA	★	★	★	★	6.0	57.0
5.5	6	13.5	0.13	45°	13.5	4	1P240-0550-XB	★	★	★	★	6.0	57.0
	6	13.5	0.13	45°	13.5	4	1P240-0550-XA	★	★	★	★	6.0	57.0
6.0	6	13.5	0.13	45°	13.5	4	1P240-0600-XB	★	★	★	★	6.0	57.0
	6	13.5	0.13	45°	13.5	4	1P240-0600-XA	★	★	★	★	6.0	57.0
6.5	8	16.5	0.13	45°	16.5	4	1P240-0650-XA	★	★	★	★	8.0	63.0
7.0	8	16.5	0.13	45°	16.5	4	1P240-0700-XB	★	★	★	★	8.0	63.0
	8	16.5	0.13	45°	16.5	4	1P240-0700-XA	★	★	★	★	8.0	63.0
8.0	8	19.5	0.13	45°	19.5	4	1P240-0800-XB	★	★	★	★	8.0	63.0
	8	19.5	0.13	45°	19.5	4	1P240-0800-XA	★	★	★	★	8.0	63.0
9.0	10	19.5	0.13	45°	19.5	4	1P240-0900-XA	★	★	★	★	10.0	72.0
10.0	10	22.5	0.20	45°	22.5	4	1P240-1000-XB	★	★	★	★	10.0	72.0
	10	22.5	0.20	45°	22.5	4	1P240-1000-XA	★	★	★	★	10.0	72.0
12.0	12	26.5	0.20	45°	26.5	4	1P240-1200-XB	★	★	★	★	12.0	83.0
	12	26.5	0.20	45°	26.5	4	1P240-1200-XA	★	★	★	★	12.0	83.0
14.0	14	26.5	0.20	45°	26.5	4	1P240-1400-XB	★	★	★	★	14.0	83.0
	14	26.5	0.20	45°	26.5	4	1P240-1400-XA	★	★	★	★	14.0	83.0
16.0	16	32.5	0.20	45°	32.5	4	1P240-1600-XB	★	★	★	★	16.0	92.0
	16	32.5	0.20	45°	32.5	4	1P240-1600-XA	★	★	★	★	16.0	92.0
18.0	18	32.5	0.20	45°	32.5	4	1P240-1800-XB	★	★	★	★	18.0	92.0
	18	32.5	0.20	45°	32.5	4	1P240-1800-XA	★	★	★	★	18.0	92.0
20.0	20	38.5	0.30	45°	38.5	4	1P240-2000-XB	★	★	★	★	20.0	104.0
	20	38.5	0.30	45°	38.5	4	1P240-2000-XA	★	★	★	★	20.0	104.0
25.0	25	45.5	0.30	45°	45.5	4	1P240-2500-XB	★	★	★	★	25.0	121.0
	25	45.5	0.30	45°	45.5	4	1P240-2500-XA	★	★	★	★	25.0	121.0

Versione in pollici

DC	CZC$_{MS}$	APMX	CHW	KCH	LU	ZEFP	Codice di ordinazione	P 1630	M 1630	K 1630	S 1630	Dimensioni, pollici DCON$_{MS}$	LF
.125	1/8	.359	.003	45°	.359	4	1P240-0318-XA	★	★	★	★	.125	1.500
.188	3/16	.547	.005	45°	.547	4	1P240-0476-XA	★	★	★	★	.188	2.000
.250	1/4	.562	.005	45°	.562	4	1P240-0635-XA	★	★	★	★	.250	2.500
.375	3/8	.844	.008	45°	.844	4	1P240-0953-XA	★	★	★	★	.375	3.000
.500	1/2	1.125	.008	45°	1.125	4	1P240-1270-XA	★	★	★	★	.500	3.500
.625	5/8	1.313	.008	45°	1.313	4	1P240-1588-XA	★	★	★	★	.625	4.000
.750	3/4	1.437	.012	45°	1.437	4	1P240-1905-XA	★	★	★	★	.750	4.000
1.000	1	1.828	.012	45°	1.828	4	1P240-2540-XA	★	★	★	★	1.000	5.000

A176 A194 E9 E22 E14

CoroMill® Plura, fresa candela in metallo duro integrale per sgrossatura pesante

Per componenti multimateriale con durezza ≤ 48 HRc

	1P250-XA	1P250-XB
FHA	30°	30°
BSG	COROMANT	COROMANT
TCDCON	h6	h6

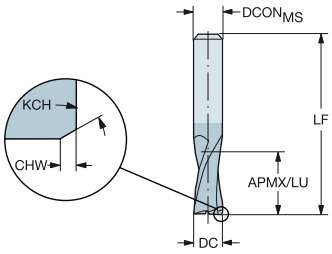

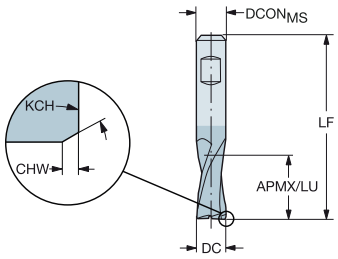

Versione metrica

DC	CZC_{MS}	APMX	CHW	KCH	LU	ZEFP	Codice di ordinazione	P 1630	M 1630	K 1630	S 1630	$DCON_{MS}$	LF
												Dimensioni, millimetri	
2.0	6	8.5			8.5	2	1P250-0200-XA	★	★	★	★	6.0	57.0
2.5	6	12.5	0.08	45°	12.5	2	1P250-0250-XA	★	★	★	★	6.0	57.0
3.0	6	12.5	0.08	45°	12.5	2	1P250-0300-XA	★	★	★	★	6.0	57.0
4.0	6	14.5	0.13	45°	14.5	2	1P250-0400-XB	★	★	★	★	6.0	57.0
	6	14.5	0.13	45°	14.5	2	1P250-0400-XA	★	★	★	★	6.0	57.0
5.0	6	16.5	0.13	45°	16.5	2	1P250-0500-XB	★	★	★	★	6.0	57.0
	6	16.5	0.13	45°	16.5	2	1P250-0500-XA	★	★	★	★	6.0	57.0
6.0	6	19.5	0.13	45°	19.5	2	1P250-0600-XB	★	★	★	★	6.0	57.0
	6	19.5	0.13	45°	19.5	2	1P250-0600-XA	★	★	★	★	6.0	57.0
7.0	8	19.5	0.13	45°	19.5	2	1P250-0700-XA	★	★	★	★	8.0	63.0
8.0	8	19.5	0.20	45°	19.5	2	1P250-0800-XB	★	★	★	★	8.0	63.0
	8	19.5	0.20	45°	19.5	2	1P250-0800-XA	★	★	★	★	8.0	63.0
9.0	10	21.5	0.20	45°	21.5	2	1P250-0900-XB	★	★	★	★	10.0	72.0
	10	21.5	0.20	45°	21.5	2	1P250-0900-XA	★	★	★	★	10.0	72.0
10.0	10	22.5	0.20	45°	22.5	2	1P250-1000-XB	★	★	★	★	10.0	72.0
	10	22.5	0.20	45°	22.5	2	1P250-1000-XA	★	★	★	★	10.0	72.0
12.0	12	25.5	0.20	45°	25.5	2	1P250-1200-XB	★	★	★	★	12.0	83.0
	12	25.5	0.20	45°	25.5	2	1P250-1200-XA	★	★	★	★	12.0	83.0
14.0	14	30.5	0.20	45°	30.5	2	1P250-1400-XA	★	★	★	★	14.0	83.0
16.0	16	32.5	0.20	45°	32.5	2	1P250-1600-XB	★	★	★	★	16.0	92.0
	16	32.5	0.20	45°	32.5	2	1P250-1600-XA	★	★	★	★	16.0	92.0
18.0	18	32.5	0.20	45°	32.5	2	1P250-1800-XB	★	★	★	★	18.0	92.0
	18	32.5	0.20	45°	32.5	2	1P250-1800-XA	★	★	★	★	18.0	92.0
20.0	20	38.5	0.30	45°	38.5	2	1P250-2000-XB	★	★	★	★	20.0	104.0
	20	38.5	0.30	45°	38.5	2	1P250-2000-XA	★	★	★	★	20.0	104.0

Versione in pollici

DC	CZC_{MS}	APMX	CHW	KCH	LU	ZEFP	Codice di ordinazione	P 1630	M 1630	K 1630	S 1630	$DCON_{MS}$	LF
												Dimensioni, pollici	
.125	1/8	.359	.003	45°	.359	2	1P250-0318-XA	★	★	★	★	.125	1.500
.188	3/16	.687	.005	45°	.687	2	1P250-0476-XA	★	★	★	★	.188	2.000
.250	1/4	.813	.005	45°	.813	2	1P250-0635-XA	★	★	★	★	.250	2.500
.375	3/8	.875	.008	45°	.875	2	1P250-0953-XA	★	★	★	★	.375	3.000
.500	1/2	1.188	.008	45°	1.188	2	1P250-1270-XA	★	★	★	★	.500	3.500
.625	5/8	1.484	.008	45°	1.484	2	1P250-1588-XA	★	★	★	★	.625	4.000
.750	3/4	1.687	.012	45°	1.687	2	1P250-1905-XA	★	★	★	★	.750	4.000
1.000	1	2.250	.012	45°	2.250	2	1P250-2540-XA	★	★	★	★	1.000	5.000

A176 A194 E9 E22 E14

SANDVIK Coromant

CoroMill® Plura, fresa candela in metallo duro integrale per sgrossatura pesante

Per componenti multimateriale con durezza ≤ 48 HRc

	1P251-XA	1P251-XB
FHA	30°	30°
BSG	COROMANT	COROMANT
TCDCON	h6	h6

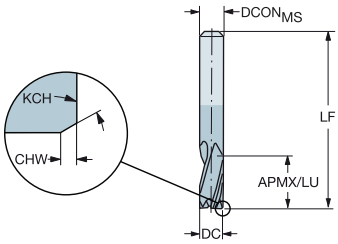

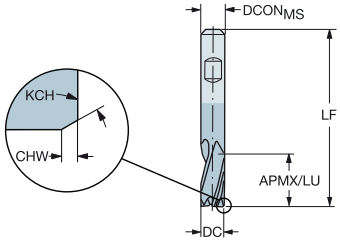

Versione metrica

DC	CZC_{MS}	APMX	CHW	KCH	LU	ZEFP	Codice di ordinazione	P 1630	M 1630	K 1630	S 1630	$DCON_{MS}$	LF
												Dimensioni, millimetri	
2.0	6	8.5			8.5	3	1P251-0200-XA	★	★	★	★	6.0	57.0
2.5	6	12.5	0.08	45°	12.5	3	1P251-0250-XA	★	★	★	★	6.0	57.0
3.0	6	12.5	0.08	45°	12.5	3	1P251-0300-XA	★	★	★	★	6.0	57.0
4.0	6	14.5	0.13	45°	14.5	3	1P251-0400-XB	★	★	★	★	6.0	57.0
	6	14.5	0.13	45°	14.5	3	1P251-0400-XA	★	★	★	★	6.0	57.0
5.0	6	16.5	0.13	45°	16.5	3	1P251-0500-XB	★	★	★	★	6.0	57.0
	6	16.5	0.13	45°	16.5	3	1P251-0500-XA	★	★	★	★	6.0	57.0
6.0	6	19.5	0.13	45°	19.5	3	1P251-0600-XB	★	★	★	★	6.0	57.0
	6	19.5	0.13	45°	19.5	3	1P251-0600-XA	★	★	★	★	6.0	57.0
7.0	8	19.5	0.13	45°	19.5	3	1P251-0700-XA	★	★	★	★	8.0	63.0
8.0	8	19.5	0.20	45°	19.5	3	1P251-0800-XB	★	★	★	★	8.0	63.0
	8	19.5	0.20	45°	19.5	3	1P251-0800-XA	★	★	★	★	8.0	63.0
9.0	10	21.5	0.20	45°	21.5	3	1P251-0900-XA	★	★	★	★	10.0	72.0
10.0	10	22.5	0.20	45°	22.5	3	1P251-1000-XB	★	★	★	★	10.0	72.0
	10	22.5	0.20	45°	22.5	3	1P251-1000-XA	★	★	★	★	10.0	72.0
12.0	12	25.5	0.20	45°	25.5	3	1P251-1200-XB	★	★	★	★	12.0	83.0
	12	25.5	0.20	45°	25.5	3	1P251-1200-XA	★	★	★	★	12.0	83.0
14.0	14	30.5	0.20	45°	30.5	3	1P251-1400-XA	★	★	★	★	14.0	83.0
16.0	16	32.5	0.20	45°	32.5	3	1P251-1600-XB	★	★	★	★	16.0	92.0
	16	32.5	0.20	45°	32.5	3	1P251-1600-XA	★	★	★	★	16.0	92.0
18.0	18	32.5	0.20	45°	32.5	3	1P251-1800-XB	★	★	★	★	18.0	92.0
	18	32.5	0.20	45°	32.5	3	1P251-1800-XA	★	★	★	★	18.0	92.0
20.0	20	38.5	0.30	45°	38.5	3	1P251-2000-XB	★	★	★	★	20.0	104.0
	20	38.5	0.30	45°	38.5	3	1P251-2000-XA	★	★	★	★	20.0	104.0

A176 A194 E9 E22 E14

CoroMill® Plura, fresa candela in metallo duro integrale per sgrossatura pesante

Per componenti multimateriale con durezza ≤ 48 HRc

	1P260-XA	1P260-XB
FHA	30°	30°
BSG	COROMANT	COROMANT
TCDC	h10	h10
TCDCON	h6	h6

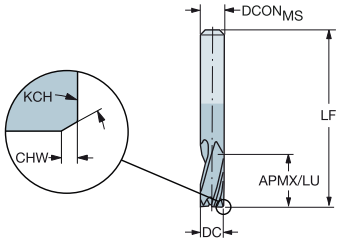

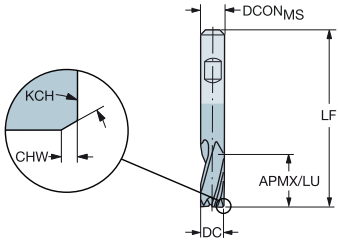

Versione metrica

DC	CZC_{MS}	APMX	CHW	KCH	LU	ZEFP	Codice di ordinazione	P 1620	M 1620	K 1620	S 1620	Dimensioni, millimetri $DCON_{MS}$	LF
1.0	3	4.0			4.0	3	1P260-0100-XA	★	★	★	★	3.0	38.0
1.5	3	6.0			6.0	3	1P260-0150-XA	★	★	★	★	3.0	38.0
2.0	3	8.0			8.0	3	1P260-0200-XA	★	★	★	★	3.0	38.0
3.0	3	12.0			12.0	3	1P260-0300-XA	★	★	★	★	3.0	38.0
4.0	4	14.0			14.0	3	1P260-0400-XA	★	★	★	★	4.0	50.0
5.0	6	16.0			16.0	3	1P260-0500-XB	★	★	★	★	6.0	57.0
	6	16.0			16.0	3	1P260-0500-XA	★	★	★	★	6.0	57.0
6.0	6	22.0			22.0	3	1P260-0600-XB	★	★	★	★	6.0	65.0
	6	22.0			22.0	3	1P260-0600-XA	★	★	★	★	6.0	65.0
8.0	8	28.0			28.0	3	1P260-0800-XB	★	★	★	★	8.0	80.0
	8	28.0			28.0	3	1P260-0800-XA	★	★	★	★	8.0	80.0
10.0	10	32.0	0.10	45°	32.0	3	1P260-1000-XB	★	★	★	★	10.0	100.0
	10	32.0	0.10	45°	32.0	3	1P260-1000-XA	★	★	★	★	10.0	100.0
12.0	12	38.0	0.10	45°	38.0	3	1P260-1200-XB	★	★	★	★	12.0	100.0
	12	38.0	0.10	45°	38.0	3	1P260-1200-XA	★	★	★	★	12.0	100.0
16.0	16	50.0	0.15	45°	50.0	3	1P260-1600-XB	★	★	★	★	16.0	115.0
	16	50.0	0.15	45°	50.0	3	1P260-1600-XA	★	★	★	★	16.0	115.0
20.0	20	50.0	0.15	45°	50.0	3	1P260-2000-XB	★	★	★	★	20.0	125.0
	20	50.0	0.15	45°	50.0	3	1P260-2000-XA	★	★	★	★	20.0	125.0

Versione in pollici

DC	CZC_{MS}	APMX	CHW	KCH	LU	ZEFP	Codice di ordinazione	P 1620	M 1620	K 1620	S 1620	Dimensioni, pollici $DCON_{MS}$	LF
.125	1/8	.500			.500	3	1P260-0318-XA	★	★	★	★	.125	2.000
.188	3/16	.625			.625	3	1P260-0476-XA	★	★	★	★	.188	2.000
.250	1/4	.937			.937	3	1P260-0635-XA	★	★	★	★	.250	2.500
.375	3/8	1.219	.004	45°	1.219	3	1P260-0953-XA	★	★	★	★	.375	3.000
.500	1/2	1.594	.004	45°	1.594	3	1P260-1270-XA	★	★	★	★	.500	3.500
.625	5/8	1.938	.006	45°	1.938	3	1P260-1588-XA	★	★	★	★	.625	4.000
.750	3/4	2.313	.006	45°	2.313	3	1P260-1905-XA	★	★	★	★	.750	5.000
1.000	1	2.500	.010	45°	2.500	3	1P260-2540-XA	★	★	★	★	1.000	6.000

A176 A194 E9 E22 E14

ITA

Fresa candela in metallo duro integrale CoroMill® Plura per sgrossatura media

Quando utilizzarla

Quando è necessario un taglio regolare

Per materiali teneri, grazie ad una geometria "affilata" e ottimizzata

Risolutore di problemi per la lavorazione di piani inclinati

4 scanalature - Idoneo per operazioni di finitura

Materiale ISO	P	M	K	S
Qualità	1620	1630		
Stelo	Weldon		Cilindrico	

Gamma di prodotti

Per componenti multimateriale con durezza ≤ 48 HRc

Fresa candela in metallo duro integrale CoroMill® Plura per sgrossatura media

Per componenti multimateriale con durezza ≤ 48 HRc

	1P330-XA	1P330-XB
FHA	45°	45°
BSG	DIN 6527 L	DIN 6527 L
TCDC	h10	h10
TCDCON	h6	h6

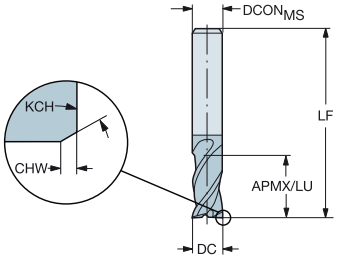

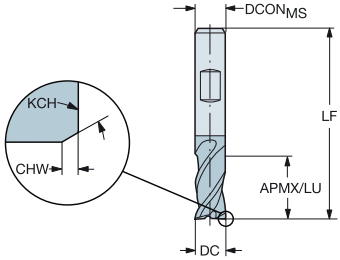

Versione metrica

DC	CZC_{MS}	APMX	CHW	KCH	LU	ZEFP	Codice di ordinazione	P 1620	M 1620	K 1620	S 1620	$DCON_{MS}$	LF
												Dimensioni, millimetri	
2.0	6	6.0			6.0	3	1P330-0200-XB	★	★	★	★	6.0	57.0
	6	6.0			6.0	3	1P330-0200-XA	★	★	★	★	6.0	57.0
3.0	6	7.0			7.0	3	1P330-0300-XB	★	★	★	★	6.0	57.0
	6	7.0			7.0	3	1P330-0300-XA	★	★	★	★	6.0	57.0
4.0	6	8.0	0.10	45°	8.0	3	1P330-0400-XB	★	★	★	★	6.0	57.0
	6	8.0	0.10	45°	8.0	3	1P330-0400-XA	★	★	★	★	6.0	57.0
5.0	6	10.0	0.10	45°	10.0	3	1P330-0500-XB	★	★	★	★	6.0	57.0
	6	10.0	0.10	45°	10.0	3	1P330-0500-XA	★	★	★	★	6.0	57.0
6.0	6	10.0	0.10	45°	10.0	3	1P330-0600-XB	★	★	★	★	6.0	57.0
	6	10.0	0.10	45°	10.0	3	1P330-0600-XA	★	★	★	★	6.0	57.0
7.0	8	13.0	0.10	45°	13.0	3	1P330-0700-XA	★	★	★	★	8.0	63.0
8.0	8	16.0	0.10	45°	16.0	3	1P330-0800-XB	★	★	★	★	8.0	63.0
	8	16.0	0.10	45°	16.0	3	1P330-0800-XA	★	★	★	★	8.0	63.0
9.0	10	16.0	0.10	45°	16.0	3	1P330-0900-XB	★	★	★	★	10.0	72.0
	10	16.0	0.10	45°	16.0	3	1P330-0900-XA	★	★	★	★	10.0	72.0
10.0	10	19.0	0.10	45°	19.0	3	1P330-1000-XB	★	★	★	★	10.0	72.0
	10	19.0	0.10	45°	19.0	3	1P330-1000-XA	★	★	★	★	10.0	72.0
12.0	12	22.0	0.10	45°	22.0	3	1P330-1200-XB	★	★	★	★	12.0	83.0
	12	22.0	0.10	45°	22.0	3	1P330-1200-XA	★	★	★	★	12.0	83.0
14.0	14	22.0	0.15	45°	22.0	3	1P330-1400-XB	★	★	★	★	14.0	83.0
	14	22.0	0.15	45°	22.0	3	1P330-1400-XA	★	★	★	★	14.0	83.0
16.0	16	26.0	0.15	45°	26.0	3	1P330-1600-XB	★	★	★	★	16.0	92.0
	16	26.0	0.15	45°	26.0	3	1P330-1600-XA	★	★	★	★	16.0	92.0
18.0	18	26.0	0.15	45°	26.0	3	1P330-1800-XB	★	★	★	★	18.0	92.0
	18	26.0	0.15	45°	26.0	3	1P330-1800-XA	★	★	★	★	18.0	92.0
20.0	20	32.0	0.15	45°	32.0	3	1P330-2000-XB	★	★	★	★	20.0	104.0
	20	32.0	0.15	45°	32.0	3	1P330-2000-XA	★	★	★	★	20.0	104.0

A176 A194 E9 E22 E14

Fresa candela in metallo duro integrale CoroMill® Plura per sgrossatura media

Per componenti multimateriale con durezza ≤ 48 HRc

	1P341-XA	1P341-XB
FHA	45°	45°
BSG	DIN 6527 L	DIN 6527 L
TCDC	h10	h10
TCDCON	h6	h6

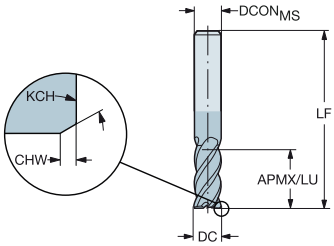

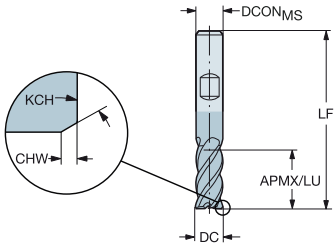

Versione metrica

DC	CZC_{MS}	APMX	CHW	KCH	LU	ZEFP	Codice di ordinazione	P 1620	P 1630	M 1620	M 1630	K 1620	K 1630	S 1620	S 1630	$DCON_{MS}$	LF
																Dimensioni, millimetri	
2.0	6	7.0			7.0	4	1P341-0200-XA	★	★	★	★	★	★	★	★	6.0	57.0
3.0	6	8.0			8.0	4	1P341-0300-XA	★	★	★	★	★	★	★	★	6.0	57.0
4.0	6	11.0	0.10	45°	11.0	4	1P341-0400-XA	★	★	★	★	★	★	★	★	6.0	57.0
5.0	6	13.0	0.10	45°	13.0	4	1P341-0500-XA	★	★	★	★	★	★	★	★	6.0	57.0
6.0	6	13.0	0.10	45°	13.0	4	1P341-0600-XB		★		★		★		★	6.0	57.0
	6	13.0	0.10	45°	13.0	4	1P341-0600-XA	★	★	★	★	★	★	★	★	6.0	57.0
8.0	8	19.0	0.10	45°	19.0	4	1P341-0800-XB		★		★		★		★	8.0	63.0
	8	19.0	0.10	45°	19.0	4	1P341-0800-XA	★	★	★	★	★	★	★	★	8.0	63.0
10.0	10	22.0	0.10	45°	22.0	4	1P341-1000-XB		★		★		★		★	10.0	72.0
	10	22.0	0.10	45°	22.0	4	1P341-1000-XA	★	★	★	★	★	★	★	★	10.0	72.0
12.0	12	26.0	0.10	45°	26.0	4	1P341-1200-XB		★		★		★		★	12.0	83.0
	12	26.0	0.10	45°	26.0	4	1P341-1200-XA	★	★	★	★	★	★	★	★	12.0	83.0
14.0	14	26.0	0.15	45°	26.0	4	1P341-1400-XB		★		★		★		★	14.0	83.0
	14	26.0	0.15	45°	26.0	4	1P341-1400-XA	★	★	★	★	★	★	★	★	14.0	83.0
16.0	16	32.0	0.15	45°	32.0	4	1P341-1600-XB		★		★		★		★	16.0	92.0
	16	32.0	0.15	45°	32.0	4	1P341-1600-XA	★	★	★	★	★	★	★	★	16.0	92.0
18.0	18	32.0	0.15	45°	32.0	5	1P341-1800-XA	★	★	★	★	★	★	★	★	18.0	92.0
20.0	20	38.0	0.15	45°	38.0	5	1P341-2000-XB		★		★		★		★	20.0	104.0
	20	38.0	0.15	45°	38.0	5	1P341-2000-XA	★	★	★	★	★	★	★	★	20.0	104.0

Versione in pollici

DC	CZC_{MS}	APMX	CHW	KCH	LU	ZEFP	Codice di ordinazione	P 1630	M 1630	K 1630	S 1630	$DCON_{MS}$	LF
												Dimensioni, pollici	
.125	1/8	.313			.313	4	1P341-0318-XA	★	★	★	★	.125	1.500
.188	3/16	.469	.004	45°	.469	4	1P341-0476-XA	★	★	★	★	.188	2.000
.250	1/4	.531	.004	45°	.531	4	1P341-0635-XA	★	★	★	★	.250	2.500
.375	3/8	.844	.006	45°	.844	4	1P341-0953-XA	★	★	★	★	.375	3.000
.500	1/2	1.094	.006	45°	1.094	4	1P341-1270-XA	★	★	★	★	.500	3.500
.625	5/8	1.313	.010	45°	1.313	5	1P341-1588-XA	★	★	★	★	.625	4.000
.750	3/4	1.563	.010	45°	1.563	5	1P341-1905-XA	★	★	★	★	.750	4.000
1.000	1	2.094	.010	45°	2.094	5	1P341-2540-XA	★	★	★	★	1.000	5.000

A176 A194 E9 E22 E14

Fresa candela in metallo duro integrale CoroMill® Plura per sgrossatura media

Per componenti multimateriale con durezza ≤ 48 HRc

FHA	45°
BSG	COROMANT
TCDC	h10
TCDCON	h6

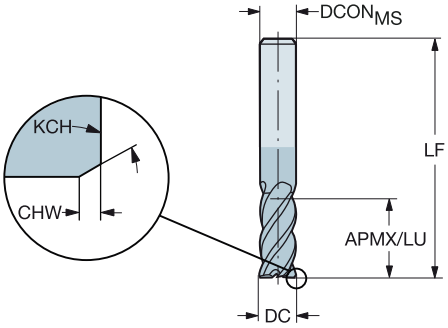

Versione metrica

DC	CZC_{MS}	APMX	CHW	KCH	LU	ZEFP	Codice di ordinazione	P 1620	M 1620	K 1620	S 1620	$DCON_{MS}$	LF
								Dimensioni, millimetri					
6.0	6	22.0	0.10	45°	22.0	4	1P360-0600-XA	★	★	★	★	6.0	65.0
8.0	8	28.0	0.10	45°	28.0	4	1P360-0800-XA	★	★	★	★	8.0	80.0
10.0	10	32.0	0.10	45°	32.0	4	1P360-1000-XA	★	★	★	★	10.0	100.0
12.0	12	40.0	0.10	45°	40.0	4	1P360-1200-XA	★	★	★	★	12.0	100.0
14.0	14	50.0	0.15	45°	50.0	4	1P360-1400-XA	★	★	★	★	14.0	104.0
16.0	16	50.0	0.15	45°	50.0	5	1P360-1600-XA	★	★	★	★	16.0	115.0
20.0	20	55.0	0.15	45°	55.0	5	1P360-2000-XA	★	★	★	★	20.0	125.0
	20	75.0	0.15	45°	75.0	6	1P370-2000-XA	★	★	★	★	20.0	145.0
25.0	25	90.0	0.15	45°	90.0	8	1P360-2500-XA	★	★	★	★	25.0	153.0

Versione in pollici

DC	CZC_{MS}	APMX	CHW	KCH	LU	ZEFP	Codice di ordinazione	P 1620	M 1620	K 1620	S 1620	$DCON_{MS}$	LF
								Dimensioni, pollici					
.125	1/8	.500	.004	45°	.500	4	1P360-0318-XA	★	★	★	★	.125	2.000
.188	3/16	.750	.004	45°	.750	4	1P360-0476-XA	★	★	★	★	.188	2.500
.250	1/4	.875	.004	45°	.875	4	1P360-0635-XA	★	★	★	★	.250	2.500
.375	3/8	1.219	.004	45°	1.219	4	1P360-0953-XA	★	★	★	★	.375	4.000
.500	1/2	1.687	.006	45°	1.687	4	1P360-1270-XA	★	★	★	★	.500	4.000
.625	5/8	2.000	.006	45°	2.000	5	1P360-1588-XA	★	★	★	★	.625	5.000
.750	3/4	2.344	.006	45°	2.344	5	1P360-1905-XA	★	★	★	★	.750	5.000
1.000	1	3.609	.010	45°	3.609	8	1P360-2540-XA	★	★	★	★	1.000	7.000

A176 A194 E9 E22 E14

CoroMill® Plura, fresa candela in metallo duro integrale per sgrossatura con rompitrucioli

Quando utilizzarla

Quando sono necessari trucioli di piccole dimensioni

Risolutore di problemi in condizioni instabili

Materiale ISO	P	M	K	S
Qualità	1640			
Stelo	Cilindrico	Weldon		

Gamma di prodotti

Per acciaio inossidabile e acciaio

Per materiali ISO S

CoroMill® Plura, fresa candela in metallo duro integrale per sgrossatura con rompitrucioli

Per componenti multimateriale con durezza ≤ 48 HRc

FHA 37°
BSG DIN 6527 L
TCDC h12
TCDCON h6

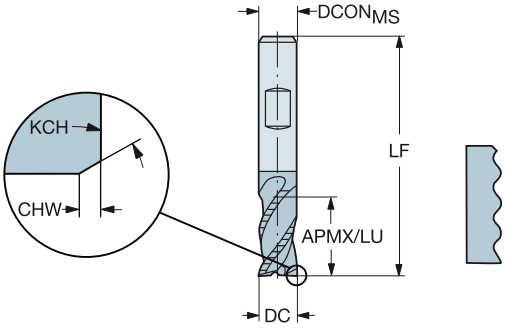

Versione metrica

DC	CZC$_{MS}$	APMX	CHW	KCH	LU	ZEFP	Codice di ordinazione	P 1640	M 1640	K 1640	S 1640	DCON$_{MS}$	LF
								Dimensioni, millimetri					
6.0	6	13.0	0.50	55°	13.0	4	1P340-0600-XB	★	★	★	★	6.0	57.0
8.0	8	19.0	0.64	55°	19.0	4	1P340-0800-XB	★	★	★	★	8.0	63.0
10.0	10	22.0	0.71	55°	22.0	4	1P340-1000-XB	★	★	★	★	10.0	72.0
12.0	12	26.0	0.71	55°	26.0	4	1P340-1200-XB	★	★	★	★	12.0	83.0
14.0	14	26.0	0.71	55°	26.0	4	1P340-1400-XB	★	★	★	★	14.0	83.0
16.0	16	32.0	0.79	55°	32.0	4	1P340-1600-XB	★	★	★	★	16.0	92.0
18.0	18	32.0	0.71	55°	32.0	4	1P340-1800-XB	★	★	★	★	18.0	92.0
20.0	20	38.0	0.89	55°	38.0	4	1P340-2000-XB	★	★	★	★	20.0	104.0

FHA 37°
BSG INTERNAL
TCDC h12
TCDCON h6

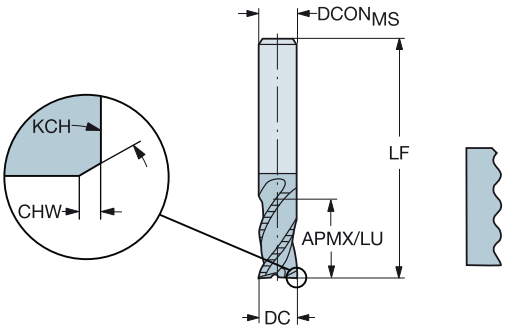

Versione in pollici

DC	CZC$_{MS}$	APMX	CHW	KCH	LU	ZEFP	Codice di ordinazione	P 1640	M 1640	K 1640	S 1640	DCON$_{MS}$	LF
								Dimensioni, pollici					
.250	1/4	.531	.020	55°	.531	4	1P340-0635-XA	★	★	★	★	.250	2.500
.375	3/8	.844	.026	55°	.844	4	1P340-0953-XA	★	★	★	★	.375	3.000
.500	1/2	1.094	.028	55°	1.094	4	1P340-1270-XA	★	★	★	★	.500	3.500
.625	5/8	1.313	.028	55°	1.313	4	1P340-1588-XA	★	★	★	★	.625	4.000
.750	3/4	1.563	.031	55°	1.563	4	1P340-1905-XA	★	★	★	★	.750	4.000
1.000	1	2.094	.044	55°	2.094	4	1P340-2540-XA	★	★	★	★	1.000	5.000

A176 A194 E9 E22 E14

SANDVIK Coromant

ITA

Fresa con testa sferica in metallo duro integrale CoroMill® Plura per profilatura

Quando utilizzarlo

Operazioni di profilatura su forme diverse: basta scegliere la qualità e la forma più adatte alla vostra operazione

Materiale ISO	P M K S
Qualità	1630 1620
Stelo	Cilindrico

Fresa con testa sferica in metallo duro integrale CoroMill® Plura per profilatura

Per componenti multimateriale con durezza ≤ 48 HRc

FHA	30°
BSG	COROMANT
TCDC	h7
TCDCON	h5
PSIR	0°

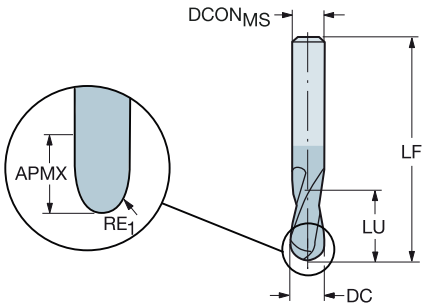

Versione metrica

DC	CZC_{MS}	APMX	RE_1	LU	ZEFP	Codice di ordinazione	P 1630	M 1630	K 1630	S 1630	Dimensioni, millimetri $DCON_{MS}$	LF
1.0	3	3.0	0.50	3.0	2	1B230-0100-XA	★	★	★	★	3.0	38.0
1.5	3	3.0	0.75	3.0	2	1B230-0150-XA	★	★	★	★	3.0	38.0
2.0	3	6.0	1.00	6.0	2	1B230-0200-XA	★	★	★	★	3.0	38.0
2.5	3	7.0	1.25	7.0	2	1B230-0250-XA	★	★	★	★	3.0	38.0
3.0	3	7.0	1.50	7.0	2	1B230-0300-XA	★	★	★	★	3.0	38.0
4.0	6	8.0	2.00	8.0	2	1B230-0400-XA	★	★	★	★	6.0	57.0
5.0	6	10.0	2.50	10.0	2	1B230-0500-XA	★	★	★	★	6.0	57.0
6.0	6	10.0	3.00	10.0	2	1B230-0600-XA	★	★	★	★	6.0	57.0
7.0	8	13.0	3.50	13.0	2	1B230-0700-XA	★	★	★	★	8.0	63.0
8.0	8	16.0	4.00	16.0	2	1B230-0800-XA	★	★	★	★	8.0	63.0
9.0	10	16.0	4.50	16.0	2	1B230-0900-XA	★	★	★	★	10.0	72.0
10.0	10	19.0	5.00	19.0	2	1B230-1000-XA	★	★	★	★	10.0	72.0
12.0	12	22.0	6.00	22.0	2	1B230-1200-XA	★	★	★	★	12.0	83.0
14.0	14	22.0	7.00	22.0	2	1B230-1400-XA	★	★	★	★	14.0	83.0
16.0	16	26.0	8.00	26.0	2	1B230-1600-XA	★	★	★	★	16.0	92.0
18.0	18	26.0	9.00	26.0	2	1B230-1800-XA	★	★	★	★	18.0	92.0
20.0	20	32.0	10.00	32.0	2	1B230-2000-XA	★	★	★	★	20.0	104.0

A177 A194 E9 E22 E14

ITA

Fresa con testa sferica in metallo duro integrale CoroMill® Plura per profilatura

Per componenti multimateriale con durezza ≤ 48 HRc

FHA	30°
BSG	COROMANT
TCDC	h9
TCDCON	h6
PSIR	0°

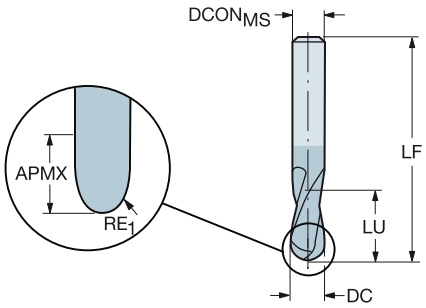

Versione in pollici

DC	CZC$_{MS}$	APMX	RE$_1$	LU	ZEFP	Codice di ordinazione	P 1620	M 1620	K 1620	S 1620	DCON$_{MS}$	LF
.063	1/4	.125	.031	.125	2	1B231-0159-XA	★	★	★	★	.250	3.000
	1/4	.125	.031	.125	2	1B232-0159-XA	★	★	★	★	.250	2.000
.094	1/4	.188	.047	.188	2	1B231-0238-XA	★	★	★	★	.250	3.000
	1/4	.188	.047	.188	2	1B232-0238-XA	★	★	★	★	.250	2.000
.125	1/4	.250	.063	.250	2	1B231-0318-XA	★	★	★	★	.250	3.000
	1/4	.250	.063	.250	2	1B232-0318-XA	★	★	★	★	.250	2.000
.156	1/4	.313	.078	.313	2	1B231-0397-XA	★	★	★	★	.250	3.000
	1/4	.313	.078	.313	2	1B232-0397-XA	★	★	★	★	.250	2.000
.187	1/4	.375	.094	.375	2	1B231-0476-XA	★	★	★	★	.250	3.000
	1/4	.375	.094	.375	2	1B232-0476-XA	★	★	★	★	.250	2.000
.250	1/4	.500	.125	.500	2	1B231-0635-XA	★	★	★	★	.250	3.000
	1/4	.500	.125	.500	2	1B232-0635-XA	★	★	★	★	.250	2.000
.313	3/8	.625	.156	.625	2	1B231-0794-XA	★	★	★	★	.375	3.500
	3/8	.625	.156	.625	2	1B232-0794-XA	★	★	★	★	.375	2.500
.375	3/8	.750	.188	.750	2	1B231-0953-XA	★	★	★	★	.375	3.500
	3/8	.750	.188	.750	2	1B232-0953-XA	★	★	★	★	.375	2.500
.500	1/2	1.000	.250	1.000	2	1B231-1270-XA	★	★	★	★	.500	4.000
	1/2	1.000	.250	1.000	2	1B232-1270-XA	★	★	★	★	.500	3.000
.625	5/8	1.250	.313	1.250	2	1B232-1588-XA	★	★	★	★	.625	3.500
.750	3/4	1.500	.375	1.500	2	1B232-1905-XA	★	★	★	★	.750	4.000

A177 A194 E9 E22 E14

Fresa con testa sferica in metallo duro integrale CoroMill® Plura per profilatura

Per componenti multimateriale con durezza ≤ 48 HRc

FHA	30°
BSG	COROMANT
TCDC	h8
TCDCON	h6
PSIR	0°

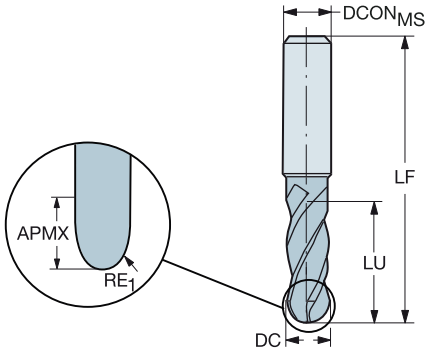

Versione metrica

DC	CZC_{MS}	APMX	RE_1	LU	ZEFP	Codice di ordinazione	P 1630	M 1630	K 1630	S 1630	$DCON_{MS}$	LF
3.0	6	8.0	1.50	8.0	4	1B240-0300-XA	★	★	★	★	6.0	80.0
4.0	6	11.0	2.00	11.0	4	1B240-0400-XA	★	★	★	★	6.0	80.0
5.0	6	13.0	2.50	13.0	4	1B240-0500-XA	★	★	★	★	6.0	80.0
6.0	6	13.0	3.00	13.0	4	1B240-0600-XA	★	★	★	★	6.0	80.0
7.0	8	16.0	3.50	16.0	4	1B240-0700-XA	★	★	★	★	8.0	100.0
8.0	8	19.0	4.00	19.0	4	1B240-0800-XA	★	★	★	★	8.0	100.0
10.0	10	22.0	5.00	22.0	4	1B240-1000-XA	★	★	★	★	10.0	100.0
12.0	12	26.0	6.00	26.0	4	1B240-1200-XA	★	★	★	★	12.0	100.0
16.0	16	32.0	8.00	32.0	4	1B240-1600-XA	★	★	★	★	16.0	100.0
20.0	20	38.0	10.00	38.0	4	1B240-2000-XA	★	★	★	★	20.0	125.0

Versione in pollici

DC	CZC_{MS}	APMX	RE_1	LU	ZEFP	Codice di ordinazione	P 1630	M 1630	K 1630	S 1630	$DCON_{MS}$	LF
.063	1/4	.125	.031	.125	4	1B240-0159-XA	★	★	★	★	.250	3.000
.094	1/4	.188	.047	.188	4	1B240-0238-XA	★	★	★	★	.250	3.000
.125	1/4	.250	.063	.250	4	1B240-0318-XA	★	★	★	★	.250	3.000
.156	1/4	.313	.078	.313	4	1B240-0397-XA	★	★	★	★	.250	3.000
.187	1/4	.375	.094	.375	4	1B240-0476-XA	★	★	★	★	.250	3.000
.250	1/4	.500	.125	.500	4	1B240-0635-XA	★	★	★	★	.250	3.000
.313	3/8	.625	.156	.625	4	1B240-0794-XA	★	★	★	★	.375	3.500
.375	3/8	.750	.188	.750	4	1B240-0953-XA	★	★	★	★	.375	3.500
.500	1/2	1.000	.250	1.000	4	1B240-1270-XA	★	★	★	★	.500	4.000

A177 A194 E9 E22 E14

SANDVIK Coromant

Fresa a candela in metallo duro integrale CoroMill® Plura per fresatura di smussi

Quando utilizzarla

Smussatura con lo stesso utensile su diversi materiali

Angoli di smusso di 45 e 60 gradi

Materiale ISO	P	M	K	S	H
Qualità	1620				
Stelo	Cilindrico	Weldon			



Fresa a candela in metallo duro integrale CoroMill® Plura per fresatura di smussi

Per componenti multimateriale con durezza ≤ 48 HRc

BSG 1C050-XA
TCDCON COROMANT h6

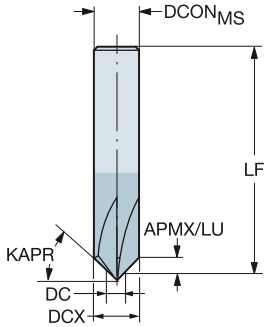

1C050-XB
COROMANT h6

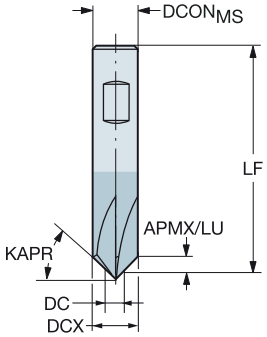

Versione metrica

KAPR	CZC_{MS}	APMX	LU	ZEFP	Codice di ordinazione	P 1620	M 1620	K 1620	S 1620	H 1620	Dimensioni, millimetri $DCON_{MS}$	DC	DCX	LF
45°	10.0	4.25	4.25	4	**1C050-0150-045-XB**	★	★	★	★	★	10.00	1.50	10.0	99.20
45°	12.0	4.50	4.50	6	**1C050-0300-045-XB**	★	★	★	★	★	12.00	3.00	12.0	81.50
45°	6.0	2.50	2.50	4	**1C050-0100-045-XA**	★	★	★	★	★	6.00	1.00	6.0	56.50
45°	8.0	3.00	3.00	5	**1C050-0200-045-XA**	★	★	★	★	★	8.00	2.00	8.0	79.00
45°	10.0	4.25	4.25	4	**1C050-0150-045-XA**	★	★	★	★	★	10.00	1.50	10.0	99.20
45°	12.0	4.50	4.50	6	**1C050-0300-045-XA**	★	★	★	★	★	12.00	3.00	12.0	81.50
60°	10.0	7.35	7.35	4	**1C050-0150-060-XB**	★	★	★	★	★	10.00	1.50	10.0	98.70
60°		7.35	7.35	4	**1C050-0150-060-XA**	★	★	★	★	★	10.00	1.50	10.0	98.70

A178 A194 E9 E22 E14

Fresa a candela in metallo duro integrale CoroMill® Plura per fresatura di smussi

Per componenti multimateriale con durezza ≤ 48 HRc

BSG
TCDCON

COROMANT
h6

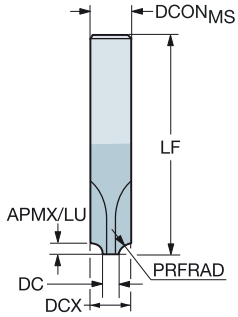

Versione metrica

PRFRAD	CZC_{MS}	APMX	LU	ZEFP	Codice di ordinazione	P 1620	M 1620	K 1620	S 1620	H 1620	Dimensioni, millimetri $DCON_{MS}$	DC	DCX	LF
0.5	6.0	0.50	0.50	3	1U000-0400-050-XA	★	★	★	★	★	6.00	4.00	6.0	57.00
0.8		0.75	0.75	3	1U000-0400-075-XA	★	★	★	★	★	6.00	4.00	6.0	57.00
1.0	8.0	1.00	1.00	4	1U000-0400-100-XA	★	★	★	★	★	8.00	4.00	8.0	63.00
1.5		1.50	1.50	4	1U000-0400-150-XA	★	★	★	★	★	8.00	4.00	8.0	63.00
2.0	10.0	2.00	2.00	4	1U000-0500-200-XA	★	★	★	★	★	10.00	5.00	10.0	72.00
2.5		2.50	2.50	4	1U000-0500-250-XA	★	★	★	★	★	10.00	5.00	10.0	72.00
3.0	12.0	3.00	3.00	4	1U000-0500-300-XA	★	★	★	★	★	12.00	5.00	12.0	83.00
4.0	14.0	4.00	4.00	4	1U000-0600-400-XA	★	★	★	★	★	14.00	6.00	14.0	83.00
5.0	16.0	5.00	5.00	4	1U000-0600-500-XA	★	★	★	★	★	16.00	6.00	16.0	92.00
6.0	20.0	6.00	6.00	4	1U000-0800-600-XA	★	★	★	★	★	20.00	8.00	20.0	104.00

Versione in pollici

PRFRAD	CZC_{MS}	APMX	LU	ZEFP	Codice di ordinazione	P 1620	M 1620	K 1620	S 1620	H 1620	Dimensioni, pollici $DCON_{MS}$	DC	DCX	LF
.031	1/8	.031	.031	2	1U000-0119-079-XA	★	★	★	★	★	.125	.047	.125	1.500
.062	1/4	.062	.062	3	1U000-0160-158-XA	★	★	★	★	★	.250	.063	.250	2.000
.094	3/8	.094	.094	3	1U000-0160-238-XA	★	★	★	★	★	.375	.063	.313	2.500
.125	1/2	.125	.125	4	1U000-0630-318-XA	★	★	★	★	★	.500	.248	.500	3.000
.188	5/8	.188	.188	4	1U000-0630-476-XA	★	★	★	★	★	.625	.248	.625	3.500

A178 A194 E9 E22 E14

CoroMill® Plura - Ottimizzata

Frese a candela ad alte prestazioni per tipi specifici di materiali e applicazioni

Utensili **ottimizzati** con geometrie e qualità per materiali e/o applicazioni specifiche, per offrire i massimi livelli di produzione per unità di tempo.

O C

Applicazione

- Fresatura pesante
- Fresatura laterale ad avanzamenti elevati
- Fresatura multioperazione stabile
- Grande capacità di asportazione dei trucioli
- Fresatura di pezzi temprati
- Fresatura di compositi
- Finitura
- Microfresatura
- Spianatura ad avanzamenti elevati
- Profilatura
- Sgrossatura con rompitrucioli
- Torni-fresatura
- Fresatura di filetti

Campi di applicazioni ISO:

P M K N S H O

Per i componenti con requisiti elevati di qualità ed applicazioni difficili avete bisogno di utensili di prima classe. Se le tolleranze strette e l'efficienza di lavorazione sono prioritarie, le frese a candela integrali sono la soluzione che fa per voi.

www.sandvik.coromant.com/coromillplura

Gamma di prodotti

- Combinazioni di qualità e geometria pensate per determinati materiali e applicazioni specifiche
- Opzioni con stelo cilindrico e Weldon
- Utensili con testa sferica con design diritto, sferico e conico
- Utensili di sgrossatura con e senza geometria con tagliente per separare il truciolo
- Disponibili steli sottodimensionati con e senza diametro scaricato
- Disponibili utensili con adduzione interna di refrigerante
- Possibilità di ricondizionamento fino a tre volte secondo le specifiche originali

E14

SANDVIK Coromant

CoroMill® Plura HD, fresa candela in metallo duro integrale per fresatura pesante

Quando utilizzarlo

Scelta prioritaria per sgrossatura su acciaio e acciaio inossidabile alla massima produttività
Capacità di eseguire fresatura di cave dal pieno 2xD ed eccellente capacità di eseguire lavorazioni di piani inclinati

Materiale ISO	P K M S	
Qualità	1730	1740
Stelo	Cilindrico	Weldon

Gamma dei Materiali

Per acciaio e acciaio inossidabile

CoroMill® Plura HD, fresa candela in metallo duro integrale per fresatura pesante

Per acciaio

FHA	38°
BSG	COROMANT
TCDC	h10
TCDCON	h6

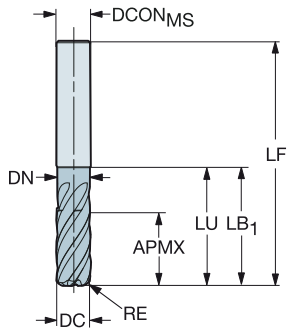

Versione metrica

DC	CZC_{MS}	APMX	RE	LU	ZEFP	Codice di ordinazione	P 1730	K 1730	$DCON_{MS}$	LF	DN	LB_1
									Dimensioni, millimetri			
6.0	6	13.0	0.50	20.0	5	2F342-0600-050-PC	★	☆	6.0	57.0	5.7	20.0
	6	13.0	1.00	20.0	5	2F342-0600-100-PC	★	☆	6.0	57.0	5.7	20.0
8.0	8	18.0	0.50	25.0	5	2F342-0800-050-PC	★	☆	8.0	63.0	7.6	25.0
	8	18.0	1.00	25.0	5	2F342-0800-100-PC	★	☆	8.0	63.0	7.6	25.0
	8	18.0	2.00	25.0	5	2F342-0800-200-PC	★	☆	8.0	63.0	7.6	25.0
10.0	10	22.0	0.50	30.0	5	2F342-1000-050-PC	★	☆	10.0	72.0	9.5	30.0
	10	22.0	1.00	30.0	5	2F342-1000-100-PC	★	☆	10.0	72.0	9.5	30.0
	10	22.0	2.00	30.0	5	2F342-1000-200-PC	★	☆	10.0	72.0	9.5	30.0
12.0	12	26.0	0.50	36.0	5	2F342-1200-050-PC	★	☆	12.0	83.0	11.4	36.0
	12	26.0	1.00	36.0	5	2F342-1200-100-PC	★	☆	12.0	83.0	11.4	36.0
	12	26.0	2.00	36.0	5	2F342-1200-200-PC	★	☆	12.0	83.0	11.4	36.0
16.0	16	34.0	0.50	42.0	5	2F342-1600-050-PC	★	☆	16.0	92.0	15.2	42.0
	16	34.0	1.00	42.0	5	2F342-1600-100-PC	★	☆	16.0	92.0	15.2	42.0
	16	34.0	2.00	42.0	5	2F342-1600-200-PC	★	☆	16.0	92.0	15.2	42.0
20.0	20	42.0	1.00	52.0	5	2F342-2000-100-PC	★	☆	20.0	104.0	19.0	52.0
	20	42.0	2.00	52.0	5	2F342-2000-200-PC	★	☆	20.0	104.0	19.0	52.0

Versione in pollici

DC	CZC_{MS}	APMX	RE	LU	ZEFP	Codice di ordinazione	P 1730	K 1730	$DCON_{MS}$	LF	DN	LB_1
									Dimensioni, pollici			
.250	1/4	.626	.015	.937	5	2F342-0635-038-PC	★	☆	.250	2.500	.237	.937
	1/4	.626	.030	.937	5	2F342-0635-076-PC	★	☆	.250	2.500	.237	.937
.313	5/16	.752	.015	1.063	5	2F342-0794-038-PC	★	☆	.313	2.500	.297	1.063
	5/16	.752	.030	1.063	5	2F342-0794-076-PC	★	☆	.313	2.500	.297	1.063
.375	3/8	.878	.015	1.250	5	2F342-0953-038-PC	★	☆	.375	3.000	.356	1.250
	3/8	.878	.030	1.250	5	2F342-0953-076-PC	★	☆	.375	3.000	.356	1.250
.438	7/16	1.000	.015	1.438	5	2F342-1111-038-PC	★	☆	.438	3.500	.416	1.438
	7/16	1.000	.030	1.437	5	2F342-1111-076-PC	★	☆	.438	3.500	.416	1.438
.500	1/2	1.126	.015	1.438	5	2F342-1270-038-PC	★	☆	.500	3.500	.475	1.438
	1/2	1.126	.030	1.438	5	2F342-1270-076-PC	★	☆	.500	3.500	.475	1.438
	1/2	1.126	.060	1.438	5	2F342-1270-152-PC	★	☆	.500	3.500	.475	1.438
.625	5/8	1.315	.030	1.625	5	2F342-1588-076-PC	★	☆	.625	3.500	.594	1.626
	5/8	1.315	.060	1.625	5	2F342-1588-152-PC	★	☆	.625	3.500	.594	1.626
.750	3/4	1.626	.030	1.937	5	2F342-1905-076-PC	★	☆	.750	4.000	.713	1.937
	3/4	1.626	.060	1.937	5	2F342-1905-152-PC	★	☆	.750	4.000	.713	1.937

A179 A194 E9 E22 E14

SANDVIK Coromant

CoroMill® Plura HD, fresa candela in metallo duro integrale per fresatura pesante

Per acciaio

FHA	38°
BSG	COROMANT
TCDC	h10
TCDCON	h6

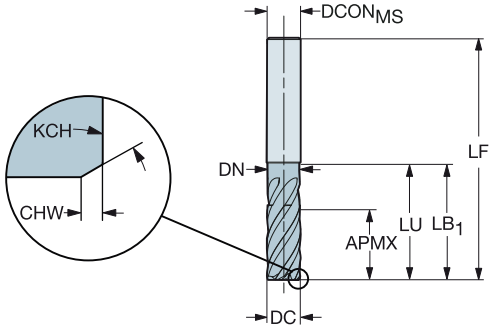

Versione metrica

DC	CZC_{MS}	APMX	CHW	KCH	LU	ZEFP	Codice di ordinazione	P 1730	K 1730	$DCON_{MS}$	LF	DN	LB_1
								Dimensioni, millimetri					
6.0	6	13.0	0.10	45°	20.0	5	2N342-0600-PC	★	☆	6.0	57.0	5.7	20.0
8.0	8	18.0	0.15	45°	25.0	5	2N342-0800-PC	★	☆	8.0	63.0	7.6	25.0
10.0	10	22.0	0.15	45°	30.0	5	2N342-1000-PC	★	☆	10.0	72.0	9.5	30.0
12.0	12	26.0	0.15	45°	36.0	5	2N342-1200-PC	★	☆	12.0	83.0	11.4	36.0
14.0	14	30.0	0.15	45°	38.0	5	2N342-1400-PC	★	☆	14.0	83.0	13.3	38.0
16.0	16	34.0	0.25	45°	42.0	5	2N342-1600-PC	★	☆	16.0	92.0	15.2	42.0
20.0	20	42.0	0.25	45°	52.0	5	2N342-2000-PC	★	☆	20.0	104.0	19.0	52.0
25.0	25	52.0	0.25	45°	63.0	5	2N342-2500-PC	★	☆	25.0	121.0	24.0	63.0

Versione in pollici

DC	CZC_{MS}	APMX	CHW	KCH	LU	ZEFP	Codice di ordinazione	P 1730	K 1730	$DCON_{MS}$	LF	DN	LB_1
								Dimensioni, pollici					
6.4	1/4	15.9	0.10	45°	23.8	5	2N342-0635-PC	★	☆	6.4	63.5	6.0	23.8
7.9	5/16	19.1	0.10	45°	27.0	5	2N342-0794-PC	★	☆	7.9	63.5	7.6	27.0
9.5	3/8	22.3	0.15	45°	31.8	5	2N342-0953-PC	★	☆	9.5	76.2	9.0	31.8
12.7	1/2	28.6	0.15	45°	36.5	5	2N342-1270-PC	★	☆	12.7	88.9	12.1	36.5
15.9	5/8	33.4	0.25	45°	41.3	5	2N342-1588-PC	★	☆	15.9	88.9	15.1	41.3
19.1	3/4	41.3	0.25	45°	49.2	5	2N342-1905-PC	★	☆	19.1	101.6	18.1	49.2

A179 A194 E9 E22 E14

CoroMill® Plura HD, fresa candela in metallo duro integrale per fresatura pesante

Per acciaio

FHA	38°
BSG	COROMANT
TCDC	h10
TCDCON	h6

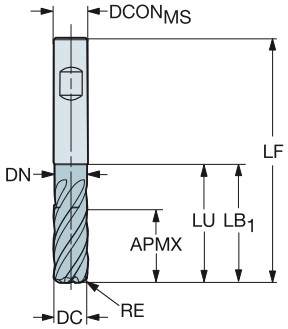

Versione metrica

DC	CZC_{MS}	APMX	RE	LU	ZEFP	Codice di ordinazione	P 1730	K 1730	$DCON_{MS}$	LF	DN	LB_1
10.0	10	22.0	0.50	30.0	5	2F342-1000-050-PD	★	☆	10.0	72.0	9.5	30.0
	10	22.0	1.00	30.0	5	2F342-1000-100-PD	★	☆	10.0	72.0	9.5	30.0
	10	22.0	2.00	30.0	5	2F342-1000-200-PD	★	☆	10.0	72.0	9.5	30.0
12.0	12	26.0	0.50	36.0	5	2F342-1200-050-PD	★	☆	12.0	83.0	11.4	36.0
	12	26.0	1.00	36.0	5	2F342-1200-100-PD	★	☆	12.0	83.0	11.4	36.0
	12	26.0	2.00	36.0	5	2F342-1200-200-PD	★	☆	12.0	83.0	11.4	36.0
16.0	16	34.0	0.50	42.0	5	2F342-1600-050-PD	★	☆	16.0	92.0	15.2	42.0
	16	34.0	1.00	42.0	5	2F342-1600-100-PD	★	☆	16.0	92.0	15.2	42.0
	16	34.0	2.00	42.0	5	2F342-1600-200-PD	★	☆	16.0	92.0	15.2	42.0
20.0	20	42.0	1.00	52.0	5	2F342-2000-100-PD	★	☆	20.0	104.0	19.0	52.0
	20	42.0	2.00	52.0	5	2F342-2000-200-PD	★	☆	20.0	104.0	19.0	52.0

Dimensioni, millimetri

Versione in pollici

DC	CZC_{MS}	APMX	RE	LU	ZEFP	Codice di ordinazione	P 1730	K 1730	$DCON_{MS}$	LF	DN	LB_1
.625	5/8	1.315	.030	1.625	5	2F342-1588-076-PD	★	☆	.625	3.500	.594	1.626
	5/8	1.315	.060	1.625	5	2F342-1588-152-PD	★	☆	.625	3.500	.594	1.626
.750	3/4	1.626	.030	1.937	5	2F342-1905-076-PD	★	☆	.750	4.000	.713	1.937
	3/4	1.626	.060	1.937	5	2F342-1905-152-PD	★	☆	.750	4.000	.713	1.937

Dimensioni, pollici

A179 A194 E9 E22 E14

ITA

CoroMill® Plura HD, fresa candela in metallo duro integrale per fresatura pesante

Per acciaio

FHA	38°
BSG	COROMANT
TCDC	h10
TCDCON	h6

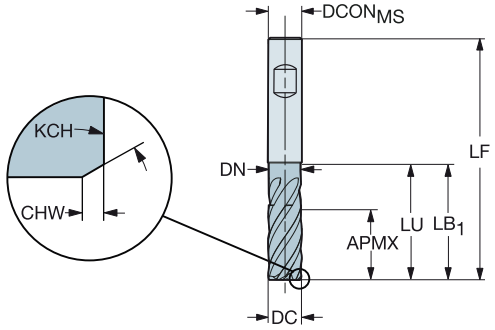

Versione metrica

DC	CZC_{MS}	APMX	CHW	KCH	LU	ZEFP	Codice di ordinazione	P 1730	K 1730	$DCON_{MS}$	LF	DN	LB_1
								Dimensioni, millimetri					
10.0	10	22.0	0.15	45°	30.0	5	**2N342-1000-PD**	★	☆	10.0	72.0	9.5	30.0
12.0	12	26.0	0.15	45°	36.0	5	**2N342-1200-PD**	★	☆	12.0	83.0	11.4	36.0
16.0	16	34.0	0.25	45°	42.0	5	**2N342-1600-PD**	★	☆	16.0	92.0	15.2	42.0
20.0	20	42.0	0.25	45°	52.0	5	**2N342-2000-PD**	★	☆	20.0	104.0	19.0	52.0
25.0	25	52.0	0.25	45°	63.0	5	**2N342-2500-PD**	★	☆	25.0	121.0	24.0	63.0

Versione in pollici

DC	CZC_{MS}	APMX	CHW	KCH	LU	ZEFP	Codice di ordinazione	P 1730	K 1730	$DCON_{MS}$	LF	DN	LB_1
								Dimensioni, pollici					
.625	5/8	1.315	.010	45°	1.625	5	**2N342-1588-PD**	★	☆	.625	3.500	.594	1.625
.750	3/4	1.626	.010	45°	1.937	5	**2N342-1905-PD**	★	☆	.750	4.000	.713	1.937

A179 A194 E9 E22 E14

CoroMill® Plura HD, fresa candela in metallo duro integrale per fresatura pesante

Per acciaio

FHA	42°
BSG	COROMANT
TCDC	h10
TCDCON	h6

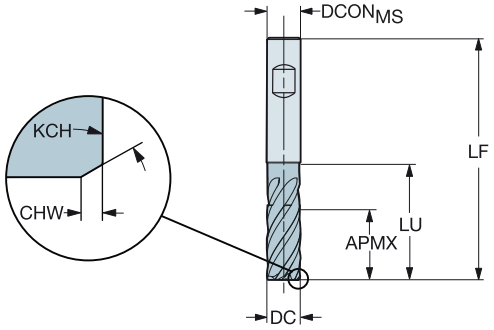

Versione metrica

DC	CZC_{MS}	APMX	CHW	KCH	LU	ZEFP	Codice di ordinazione	P 1730	K 1730	$DCON_{MS}$	LF
										Dimensioni, millimetri	
10.0	10	22.0	0.15	45°	22.0	4	2P342-1000-PB	★	☆	10.0	72.0
12.0	12	26.0	0.15	45°	26.0	4	2P342-1200-PB	★	☆	12.0	83.0
16.0	16	34.0	0.25	45°	34.0	4	2P342-1600-PB	★	☆	16.0	97.0
20.0	20	42.0	0.25	45°	42.0	4	2P342-2000-PB	★	☆	20.0	109.6
25.0	25	52.0	0.25	45°	52.0	4	2P342-2500-PB	★	☆	25.0	129.5

Versione in pollici

DC	CZC_{MS}	APMX	CHW	KCH	LU	ZEFP	Codice di ordinazione	P 1730	K 1730	$DCON_{MS}$	LF
										Dimensioni, pollici	
.625	5/8	1.313	.010	45°	1.313	4	2P342-1588-PB	★	☆	.625	3.500
.750	3/4	1.625	.010	45°	1.625	4	2P342-1905-PB	★	☆	.750	4.315

A179 A194 E9 E22 E14

ITA

CoroMill® Plura HD, fresa candela in metallo duro integrale per fresatura pesante

Per acciaio

FHA	42°
BSG	COROMANT
TCDC	h10
TCDCON	h6

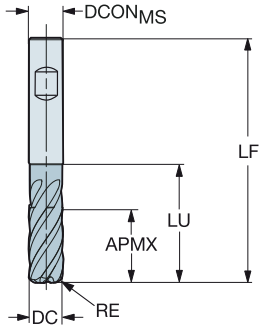

Versione metrica

DC	CZC_{MS}	APMX	RE	LU	ZEFP	Codice di ordinazione	P 1730	K 1730	$DCON_{MS}$	LF
10.0	10	22.0	0.50	22.0	4	2S342-1000-050-PB	★	☆	10.0	72.0
	10	22.0	1.00	22.0	4	2S342-1000-100-PB	★	☆	10.0	72.0
	10	22.0	2.00	22.0	4	2S342-1000-200-PB	★	☆	10.0	72.0
12.0	12	26.0	0.50	26.0	4	2S342-1200-050-PB	★	☆	12.0	83.0
	12	26.0	1.00	26.0	4	2S342-1200-100-PB	★	☆	12.0	83.0
	12	26.0	2.00	26.0	4	2S342-1200-200-PB	★	☆	12.0	83.0
16.0	16	34.0	0.50	34.0	4	2S342-1600-050-PB	★	☆	16.0	97.0
	16	34.0	1.00	34.0	4	2S342-1600-100-PB	★	☆	16.0	97.0
	16	34.0	2.00	34.0	4	2S342-1600-200-PB	★	☆	16.0	97.0
20.0	20	42.0	1.00	42.0	4	2S342-2000-100-PB	★	☆	20.0	109.6
	20	42.0	2.00	42.0	4	2S342-2000-200-PB	★	☆	20.0	109.6

Dimensioni, millimetri

Versione in pollici

DC	CZC_{MS}	APMX	RE	LU	ZEFP	Codice di ordinazione	P 1730	K 1730	$DCON_{MS}$	LF
.625	5/8	1.313	.030	1.313	4	2S342-1588-076-PB	★	☆	.625	3.500
	5/8	1.315	.060	1.315	4	2S342-1588-152-PB	★	☆	.625	3.500
.750	3/4	1.625	.030	1.625	4	2S342-1905-076-PB	★	☆	.750	4.315
	3/4	1.625	.060	1.625	4	2S342-1905-152-PB	★	☆	.750	4.315

Dimensioni, pollici

A179 A194 E9 E22 E14

CoroMill® Plura HD, fresa candela in metallo duro integrale per fresatura pesante

Per acciaio

	2P342-PA (1)	2P342-PA (2)
BSG	COROMANT	COROMANT
TCDC	h10	h10
TCDCON	h6	h6

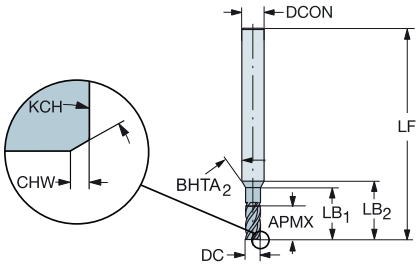

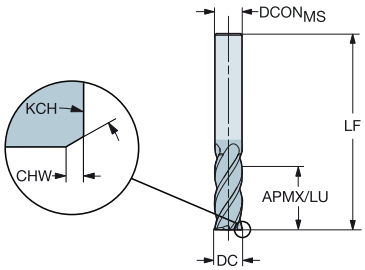

Versione metrica

DC	CZC_{MS}	APMX	CHW	KCH	LU	ZEFP	FHA	DSGN	Codice di ordinazione	P 1730	K 1730	$DCON_{MS}$	LF	LB_1	LB_2	$BHTA_2$
										Dimensioni, millimetri						
2.0	6	5.0	0.05	45°	5.0	4	38°	1	2P342-0200-PA	★	☆	6.0	57.0	10.0	13.5	30°
3.0	6	7.0	0.10	45°	7.0	4	38°	1	2P342-0300-PA	★	☆	6.0	57.0	13.0	15.6	30°
4.0	6	9.0	0.10	45°	9.0	4	38°	1	2P342-0400-PA	★	☆	6.0	57.0	14.0	15.7	30°
5.0	6	11.0	0.10	45°	11.0	4	38°	1	2P342-0500-PA	★	☆	6.0	57.0	16.0	16.9	30°
6.0	6	13.0	0.10	45°	13.0	4	38°	2	2P342-0600-PA	★	☆	6.0	57.0			
8.0	8	18.0	0.15	45°	18.0	4	38°	2	2P342-0800-PA	★	☆	8.0	63.0			
10.0	10	22.0	0.15	45°	22.0	4	42°	2	2P342-1000-PA	★	☆	10.0	72.0			
12.0	12	26.0	0.15	45°	26.0	4	42°	2	2P342-1200-PA	★	☆	12.0	83.0			
14.0	14	30.0	0.15	45°	30.0	4	42°	2	2P342-1400-PA	★	☆	14.0	83.0			
16.0	16	34.0	0.25	45°	34.0	4	42°	2	2P342-1600-PA	★	☆	16.0	92.0			
20.0	20	42.0	0.25	45°	42.0	4	42°	2	2P342-2000-PA	★	☆	20.0	104.0			
25.0	25	52.0	0.25	45°	52.0	4	42°	2	2P342-2500-PA	★	☆	25.0	121.0			

Versione in pollici

DC	CZC_{MS}	APMX	CHW	KCH	LU	ZEFP	FHA	DSGN	Codice di ordinazione	P 1730	K 1730	$DCON_{MS}$	LF
										Dimensioni, pollici			
.125	1/8	.313	.004	45°	.313	4	38°	2	2P342-0318-PA	★	☆	.125	1.500
.187	3/16	.438	.004	45°	.438	4	38°	2	2P342-0476-PA	★	☆	.188	2.000
.250	1/4	.625	.004	45°	.625	4	38°	2	2P342-0635-PA	★	☆	.250	2.500
.313	5/16	.750	.004	45°	.750	4	38°	2	2P342-0794-PA	★	☆	.313	2.500
.375	3/8	.875	.006	45°	.875	4	42°	2	2P342-0953-PA	★	☆	.375	2.500
.500	1/2	1.125	.006	45°	1.125	4	42°	2	2P342-1270-PA	★	☆	.500	3.000
.625	5/8	1.313	.010	45°	1.313	4	42°	2	2P342-1588-PA	★	☆	.625	3.500
.750	3/4	1.625	.010	45°	1.625	4	42°	2	2P342-1905-PA	★	☆	.750	4.000

A179 A194 E9 E22 E14

ITA

CoroMill® Plura HD, fresa candela in metallo duro integrale per fresatura pesante

Per acciaio



	2S342-PA (1)	2S342-PA (2)
BSG	COROMANT	COROMANT
TCDC	h10	h10
TCDCON	h6	h6

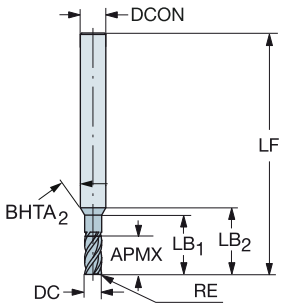

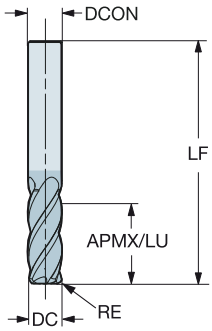

Versione metrica

DC	CZC_{MS}	APMX	RE	LU	ZEFP	FHA	DSGN	Codice di ordinazione	P 1730	K 1730	Dimensioni, millimetri $DCON_{MS}$	LF	LB_1	LB_2	$BHTA_2$
3.0	6	7.0	0.20	7.0	4	38°	1	2S342-0300-020-PA	★	☆	6.0	57.0	13.0	15.6	30°
	6	7.0	0.50	7.0	4	38°	1	2S342-0300-050-PA	★	☆	6.0	57.0	13.0	15.6	30°
4.0	6	9.0	0.20	9.0	4	38°	1	2S342-0400-020-PA	★	☆	6.0	57.0	14.0	15.7	30°
	6	9.0	0.50	9.0	4	38°	1	2S342-0400-050-PA	★	☆	6.0	57.0	14.0	15.7	30°
5.0	6	11.0	0.50	11.0	4	38°	1	2S342-0500-050-PA	★	☆	6.0	57.0	16.0	16.9	30°
	6	11.0	1.00	11.0	4	38°	1	2S342-0500-100-PA	★	☆	6.0	57.0	16.0	16.9	30°
6.0	6	13.0	0.50	13.0	4	38°	2	2S342-0600-050-PA	★	☆	6.0	57.0			
	6	13.0	1.00	13.0	4	38°	2	2S342-0600-100-PA	★	☆	6.0	57.0			
8.0	8	18.0	0.50	18.0	4	38°	2	2S342-0800-050-PA	★	☆	8.0	63.0			
	8	18.0	1.00	18.0	4	38°	2	2S342-0800-100-PA	★	☆	8.0	63.0			
	8	18.0	2.00	18.0	4	38°	2	2S342-0800-200-PA	★	☆	8.0	63.0			
10.0	10	22.0	0.50	22.0	4	42°	2	2S342-1000-050-PA	★	☆	10.0	72.0			
	10	22.0	1.00	22.0	4	42°	2	2S342-1000-100-PA	★	☆	10.0	72.0			
	10	22.0	2.00	22.0	4	42°	2	2S342-1000-200-PA	★	☆	10.0	72.0			
12.0	12	26.0	0.50	26.0	4	42°	2	2S342-1200-050-PA	★	☆	12.0	83.0			
	12	26.0	1.00	26.0	4	42°	2	2S342-1200-100-PA	★	☆	12.0	83.0			
	12	26.0	2.00	26.0	4	42°	2	2S342-1200-200-PA	★	☆	12.0	83.0			
16.0	16	34.0	0.50	34.0	4	42°	2	2S342-1600-050-PA	★	☆	16.0	92.0			
	16	34.0	1.00	34.0	4	42°	2	2S342-1600-100-PA	★	☆	16.0	92.0			
	16	34.0	2.00	34.0	4	42°	2	2S342-1600-200-PA	★	☆	16.0	92.0			
20.0	20	42.0	1.00	42.0	4	42°	2	2S342-2000-100-PA	★	☆	20.0	104.0			
	20	42.0	2.00	42.0	4	42°	2	2S342-2000-200-PA	★	☆	20.0	104.0			

Versione in pollici

DC	CZC_{MS}	APMX	RE	LU	ZEFP	FHA	DSGN	Codice di ordinazione	P 1730	K 1730	Dimensioni, pollici $DCON_{MS}$	LF
.125	1/8	.313	.015	.313	4	38°	2	2S342-0318-038-PA	★	☆	.125	1.500
.187	3/16	.438	.015	.438	4	38°	2	2S342-0476-038-PA	★	☆	.188	2.000
.250	1/4	.625	.015	.625	4	38°	2	2S342-0635-038-PA	★	☆	.250	2.500
	1/4	.625	.030	.625	4	38°	2	2S342-0635-076-PA	★	☆	.250	2.500
.313	5/16	.750	.015	.750	4	38°	2	2S342-0794-038-PA	★	☆	.313	2.500
	5/16	.750	.030	.750	4	38°	2	2S342-0794-076-PA	★	☆	.313	2.500
.375	3/8	.875	.015	.875	4	42°	2	2S342-0953-038-PA	★	☆	.375	2.500
	3/8	.875	.030	.875	4	42°	2	2S342-0953-076-PA	★	☆	.375	2.500
.438	7/16	1.000	.015	1.000	4	42°	2	2S342-1111-038-PA	★	☆	.438	2.750
	7/16	1.000	.030	1.000	4	42°	2	2S342-1111-076-PA	★	☆	.438	2.750
.500	1/2	1.125	.015	1.125	4	42°	2	2S342-1270-038-PA	★	☆	.500	3.000
	1/2	1.125	.030	1.125	4	42°	2	2S342-1270-076-PA	★	☆	.500	3.000
	1/2	1.125	.060	1.125	4	42°	2	2S342-1270-152-PA	★	☆	.500	3.000
.625	5/8	1.313	.030	1.313	4	42°	2	2S342-1588-076-PA	★	☆	.625	3.500
	5/8	1.315	.060	1.315	4	42°	2	2S342-1588-152-PA	★	☆	.625	3.500
.750	3/4	1.625	.030	1.625	4	42°	2	2S342-1905-076-PA	★	☆	.750	4.000
	3/4	1.625	.060	1.625	4	42°	2	2S342-1905-152-PA	★	☆	.750	4.000

A179 A194 E9 E22 E14

CoroMill® Plura HD, fresa candela in metallo duro integrale per fresatura pesante

Per acciaio inossidabile

FHA	38°
BSG	COROMANT
TCDC	h10
TCDCON	h6

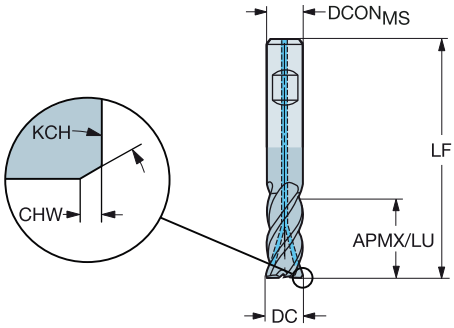

Versione metrica

DC	CZC_{MS}	APMX	CHW	KCH	LU	CXSC	ZEFP	Codice di ordinazione	M 1740	S 1740	$DCON_{MS}$	LF
10.0	10	22.0	0.15	45°	22.0	3	4	2P342-1000-CMB	★	☆	10.0	72.0
12.0	12	26.0	0.15	45°	26.0	3	4	2P342-1200-CMB	★	☆	12.0	83.0
16.0	16	34.0	0.25	45°	34.0	3	4	2P342-1600-CMB	★	☆	16.0	97.0
20.0	20	42.0	0.25	45°	42.0	3	4	2P342-2000-CMB	★	☆	20.0	109.6
25.0	25	52.0	0.25	45°	52.0	3	4	2P342-2500-CMB	★	☆	25.0	129.5

Dimensioni, millimetri

A179 A194 E9 E22 E14

ITA

CoroMill® Plura HD, fresa candela in metallo duro integrale per fresatura pesante

Per acciaio inossidabile

BSG	COROMANT
TCDC	h10
TCDCON	h6

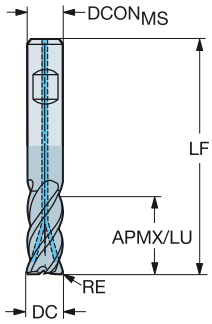

Versione metrica

DC	CZC$_{MS}$	APMX	RE	LU	CNSC	CXSC	ZEFP	FHA	Codice di ordinazione	M 1740	S 1740	DCON$_{MS}$	LF
10.0	10	22.0	0.50	22.0	1	4	4	38°	2S342-1000-050CMB	★	☆	10.0	72.0
	10	22.0	1.00	22.0	1	4	4	38°	2S342-1000-100CMB	★	☆	10.0	72.0
	10	22.0	1.50	22.0	1	4	4	38°	2S342-1000-150CMB	★	☆	10.0	72.0
	10	22.0	2.00	22.0	1	4	4	38°	2S342-1000-200CMB	★	☆	10.0	72.0
	10	22.0	3.00	22.0	1	4	4	38°	2S342-1000-300CMB	★	☆	10.0	72.0
12.0	12	26.0	0.50	26.0	1	4	4	38°	2S342-1200-050CMB	★	☆	12.0	83.0
	12	26.0	1.00	26.0	1	4	4	38°	2S342-1200-100CMB	★	☆	12.0	83.0
	12	26.0	1.50	26.0	1	4	4	38°	2S342-1200-150CMB	★	☆	12.0	83.0
	12	26.0	2.00	26.0	1	4	4	38°	2S342-1200-200CMB	★	☆	12.0	83.0
	12	26.0	3.00	26.0	1	4	4	38°	2S342-1200-300CMB	★	☆	12.0	83.0
16.0	16	34.0	0.50	34.0	1	4	4	38°	2S342-1600-050CMB	★	☆	16.0	97.0
	16	34.0	1.00	34.0	1	4	4	38°	2S342-1600-100CMB	★	☆	16.0	97.0
	16	34.0	2.00	34.0	1	4	4	42°	2S342-1600-200CMB	★	☆	16.0	97.0
	16	34.0	3.00	34.0	1	4	4	38°	2S342-1600-300CMB	★	☆	16.0	97.0
	16	34.0	4.00	34.0	1	4	4	38°	2S342-1600-400CMB	★	☆	16.0	97.0
	16	34.0	5.00	34.0	1	4	4	38°	2S342-1600-500CMB	★	☆	16.0	97.0
20.0	20	42.0	1.00	42.0	1	4	4	38°	2S342-2000-100CMB	★	☆	20.0	109.6
	20	42.0	2.00	42.0	1	4	4	38°	2S342-2000-200CMB	★	☆	20.0	109.6
	20	42.0	3.00	42.0	1	4	4	38°	2S342-2000-300CMB	★	☆	20.0	109.6
	20	42.0	4.00	42.0	1	4	4	38°	2S342-2000-400CMB	★	☆	20.0	109.6
	20	42.0	5.00	42.0	1	4	4	38°	2S342-2000-500CMB	★	☆	20.0	109.6
	20	42.0	6.35	42.0	1	4	4	38°	2S342-2000-635CMB	★	☆	20.0	109.6

Versione in pollici

DC	CZC$_{MS}$	APMX	RE	LU	CNSC	CXSC	ZEFP	FHA	Codice di ordinazione	M 1740	S 1740	DCON$_{MS}$	LF
.625	5/8	1.313	.030	1.313	1	4	4	38°	2S342-1588-076CMB	★	☆	.625	3.780
	5/8	1.313	.060	1.313	1	4	4	38°	2S342-1588-152CMB	★	☆	.625	3.780
	5/8	1.313	.090	1.313	1	4	4	38°	2S342-1588-229CMB	★	☆	.625	3.780
	5/8	1.313	.120	1.313	1	4	4	38°	2S342-1588-305CMB	★	☆	.625	3.780
.750	3/4	1.625	.030	1.625	1	4	4	38°	2S342-1905-076CMB	★	☆	.750	4.315
	3/4	1.625	.060	1.625	1	4	4	38°	2S342-1905-152CMB	★	☆	.750	4.315
	3/4	1.625	.090	1.625	1	4	4	38°	2S342-1905-229CMB	★	☆	.750	4.315
	3/4	1.625	.120	1.625	1	4	4	38°	2S342-1905-305CMB	★	☆	.750	4.315
	3/4	1.625	.190	1.625	1	4	4	38°	2S342-1905-483CMB	★	☆	.750	4.315

A179 A194 E9 E22 E14

CoroMill® Plura HD, fresa candela in metallo duro integrale per fresatura pesante

Per acciaio inossidabile

FHA	38°
BSG	COROMANT
TCDC	h10
TCDCON	h6

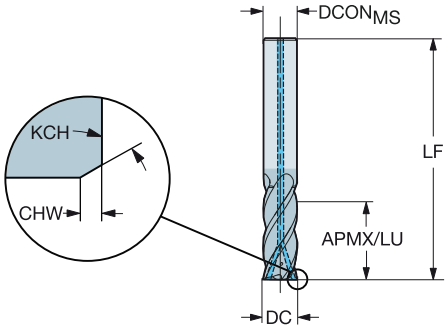

Versione metrica

DC	CZC_{MS}	APMX	CHW	KCH	LU	CNSC	CXSC	ZEFP	Codice di ordinazione	M 1740	S 1740	$DCON_{MS}$	LF
6.0	6	13.0	0.10	45°	13.0	1	3	4	2P342-0600-CMA	★	☆	6.0	57.0
8.0	8	18.0	0.15	45°	18.0	1	3	4	2P342-0800-CMA	★	☆	8.0	63.0
10.0	10	22.0	0.15	45°	22.0	1	3	4	2P342-1000-CMA	★	☆	10.0	72.0
12.0	12	26.0	0.15	45°	26.0	1	3	4	2P342-1200-CMA	★	☆	12.0	83.0
16.0	16	34.0	0.25	45°	34.0	1	3	4	2P342-1600-CMA	★	☆	16.0	92.0
20.0	20	42.0	0.25	45°	42.0	1	3	4	2P342-2000-CMA	★	☆	20.0	104.0
25.0	25	52.0	0.25	45°	52.0	1	3	4	2P342-2500-CMA	★	☆	25.0	121.0

Versione in pollici

DC	CZC_{MS}	APMX	CHW	KCH	LU	CNSC	CXSC	ZEFP	Codice di ordinazione	M 1740	S 1740	$DCON_{MS}$	LF
.250	1/4	.625	.004	45°	.625	1	3	4	2P342-0635-CMA	★	☆	.250	2.500
.313	5/16	.750	.004	45°	.750	1	3	4	2P342-0794-CMA	★	☆	.313	2.500
.375	3/8	.875	.006	45°	.875	1	3	4	2P342-0953-CMA	★	☆	.375	2.500
.500	1/2	1.125	.006	45°	1.125	1	3	4	2P342-1270-CMA	★	☆	.500	3.000
.625	5/8	1.313	.010	45°	1.313	1	3	4	2P342-1588-CMA	★	☆	.625	3.500
.750	3/4	1.625	.010	45°	1.625	1	3	4	2P342-1905-CMA	★	☆	.750	4.000

A179 A194 E9 E22 E28 E14

CoroMill® Plura HD, fresa candela in metallo duro integrale per fresatura pesante

Per acciaio inossidabile

FHA	38°
BSG	COROMANT
TCDC	h10
TCDCON	h6

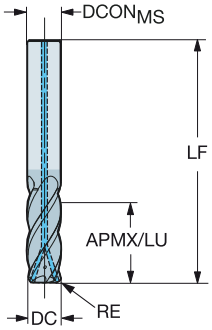

Versione metrica

DC	CZC_{MS}	APMX	RE	LU	CNSC	CXSC	ZEFP	Codice di ordinazione	M 1740	S 1740	$DCON_{MS}$	LF
6.0	6	13.0	0.50	13.0	1	3	4	2S342-0600-050CMA	★	☆	6.0	57.0
	6	13.0	1.00	13.0	1	3	4	2S342-0600-100CMA	★	☆	6.0	57.0
8.0	8	18.0	0.50	18.0	1	3	4	2S342-0800-050CMA	★	☆	8.0	63.0
	8	18.0	1.00	18.0	1	3	4	2S342-0800-100CMA	★	☆	8.0	63.0
	8	18.0	1.50	18.0	1	3	4	2S342-0800-150CMA	★	☆	8.0	63.0
	8	18.0	2.00	18.0	1	3	4	2S342-0800-200CMA	★	☆	8.0	63.0
10.0	10	22.0	0.50	22.0	1	3	4	2S342-1000-050CMA	★	☆	10.0	72.0
	10	22.0	1.00	22.0	1	3	4	2S342-1000-100CMA	★	☆	10.0	72.0
	10	22.0	1.50	22.0	1	3	4	2S342-1000-150CMA	★	☆	10.0	72.0
	10	22.0	2.00	22.0	1	3	4	2S342-1000-200CMA	★	☆	10.0	72.0
	10	22.0	3.00	22.0	1	3	4	2S342-1000-300CMA	★	☆	10.0	72.0
12.0	12	26.0	0.50	26.0	1	3	4	2S342-1200-050CMA	★	☆	12.0	83.0
	12	26.0	1.00	26.0	1	3	4	2S342-1200-100CMA	★	☆	12.0	83.0
	12	26.0	1.50	26.0	1	3	4	2S342-1200-150CMA	★	☆	12.0	83.0
	12	26.0	2.00	26.0	1	3	4	2S342-1200-200CMA	★	☆	12.0	83.0
	12	26.0	3.00	26.0	1	3	4	2S342-1200-300CMA	★	☆	12.0	83.0
16.0	16	34.0	0.50	34.0	1	3	4	2S342-1600-050CMA	★	☆	16.0	92.0
	16	34.0	1.00	34.0	1	3	4	2S342-1600-100CMA	★	☆	16.0	92.0
	16	34.0	2.00	34.0	1	3	4	2S342-1600-200CMA	★	☆	16.0	92.0
	16	34.0	3.00	34.0	1	3	4	2S342-1600-300CMA	★	☆	16.0	92.0
	16	34.0	4.00	34.0	1	3	4	2S342-1600-400CMA	★	☆	16.0	92.0
	16	34.0	5.00	34.0	1	3	4	2S342-1600-500CMA	★	☆	16.0	92.0
20.0	20	42.0	1.00	42.0	1	3	4	2S342-2000-100CMA	★	☆	20.0	104.0
	20	42.0	2.00	42.0	1	3	4	2S342-2000-200CMA	★	☆	20.0	104.0
	20	42.0	3.00	42.0	1	3	4	2S342-2000-300CMA	★	☆	20.0	104.0
	20	42.0	4.00	42.0	1	3	4	2S342-2000-400CMA	★	☆	20.0	104.0
	20	42.0	5.00	42.0	1	3	4	2S342-2000-500CMA	★	☆	20.0	104.0
	20	42.0	6.35	42.0	1	3	4	2S342-2000-635CMA	★	☆	20.0	104.0

A179 A194 E9 E22 E28 E14

CoroMill® Plura HD, fresa candela in metallo duro integrale per fresatura pesante

Per acciaio inossidabile



FHA	38°
BSG	COROMANT
TCDC	h10
TCDCON	h6

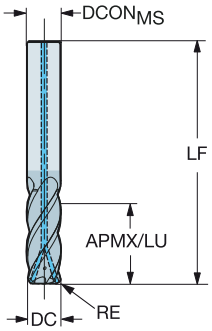

Versione in pollici

DC	CZC_{MS}	APMX	RE	LU	CNSC	CXSC	ZEFP	Codice di ordinazione	M 1740	S 1740	$DCON_{MS}$	LF
.250	1/4	.625	.015	.625	1	3	4	2S342-0635-038CMA	★	☆	.250	2.500
	1/4	.625	.030	.625	1	3	4	2S342-0635-076CMA	★	☆	.250	2.500
.313	5/16	.750	.015	.750	1	3	4	2S342-0794-038CMA	★	☆	.313	2.500
.375	3/8	.875	.015	.875	1	3	4	2S342-0953-038CMA	★	☆	.375	2.500
	3/8	.875	.030	.875	1	3	4	2S342-0953-076CMA	★	☆	.375	2.500
	3/8	.875	.060	.875	1	3	4	2S342-0953-152CMA	★	☆	.375	2.500
.500	1/2	1.125	.015	1.125	1	3	4	2S342-1270-038CMA	★	☆	.500	3.000
	1/2	1.125	.030	1.125	1	3	4	2S342-1270-076CMA	★	☆	.500	3.000
	1/2	1.125	.060	1.125	1	3	4	2S342-1270-152CMA	★	☆	.500	3.000
	1/2	1.125	.090	1.125	1	3	4	2S342-1270-229CMA	★	☆	.500	3.000
	1/2	1.125	.120	1.125	1	3	4	2S342-1270-305CMA	★	☆	.500	3.000
.625	5/8	1.313	.030	1.313	1	3	4	2S342-1588-076CMA	★	☆	.625	3.500
	5/8	1.313	.060	1.313	1	3	4	2S342-1588-152CMA	★	☆	.625	3.500
	5/8	1.313	.090	1.313	1	3	4	2S342-1588-229CMA	★	☆	.625	3.500
	5/8	1.313	.120	1.313	1	3	4	2S342-1588-305CMA	★	☆	.625	3.500
.750	3/4	1.625	.030	1.625	1	3	4	2S342-1905-076CMA	★	☆	.750	4.000
	3/4	1.625	.060	1.625	1	3	4	2S342-1905-152CMA	★	☆	.750	4.000
	3/4	1.625	.090	1.625	1	3	4	2S342-1905-229CMA	★	☆	.750	4.000
	3/4	1.625	.120	1.625	1	3	4	2S342-1905-305CMA	★	☆	.750	4.000
	3/4	1.625	.190	1.625	1	3	4	2S342-1905-483CMA	★	☆	.750	4.000

A179 A194 E9 E22 E28 E14

Fresa a candela in metallo duro integrale CoroMill® Plura HFS, per la fresatura laterale ad avanzamenti elevati

Quando utilizzarlo

Eccellente nella sgrossatura quando è richiesta una buona finitura superficiale

Scelta prioritaria per strategie di fresatura laterale ad avanzamenti elevati con supporto CAM

Materiale ISO	P	K	M	S	
Qualità	1630	1640	1740	1745	1710
Stelo	Cilindrico		Weldon		

Gamma dei materiali

Per acciaio e acciaio inossidabile

Per leghe di titanio

Per leghe di nichel

Fresa a candela in metallo duro integrale CoroMill® Plura HFS, per la fresatura laterale ad avanzamenti elevati

Per acciaio con durezza ≤ 48 HRc

	2P340-PA	2P340-PB
FHA	37°	37°
BSG	DIN 6527 L	DIN 6527 L
TCDC	h10	h10
TCDCON	h6	h6

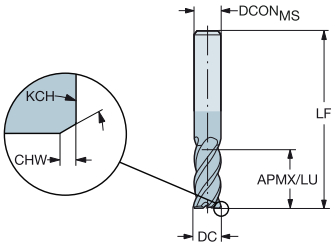

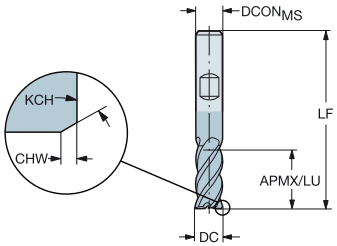

Versione metrica

DC	CZC_{MS}	APMX	CHW	KCH	LU	ZEFP	Codice di ordinazione	P 1630	K 1630	$DCON_{MS}$	LF
										Dimensioni, millimetri	
2.0	6	7.0	0.15	45°	7.0	4	2P340-0200-PB	★	☆	6.0	57.0
	6	7.0	0.15	45°	7.0	4	2P340-0200-PA	★	☆	6.0	57.0
2.5	6	8.0	0.15	45°	8.0	4	2P340-0250-PB	★	☆	6.0	57.0
	6	8.0	0.15	45°	8.0	4	2P340-0250-PA	★	☆	6.0	57.0
3.0	6	8.0	0.15	45°	8.0	4	2P340-0300-PB	★	☆	6.0	57.0
	6	8.0	0.15	45°	8.0	4	2P340-0300-PA	★	☆	6.0	57.0
3.5	6	10.0	0.13	45°	10.0	4	2P340-0350-PB	★	☆	6.0	57.0
	6	10.0	0.13	45°	10.0	4	2P340-0350-PA	★	☆	6.0	57.0
4.0	6	11.0	0.13	45°	11.0	4	2P340-0400-PB	★	☆	6.0	57.0
	6	11.0	0.13	45°	11.0	4	2P340-0400-PA	★	☆	6.0	57.0
5.0	6	13.0	0.13	45°	13.0	4	2P340-0500-PB	★	☆	6.0	57.0
	6	13.0	0.13	45°	13.0	4	2P340-0500-PA	★	☆	6.0	57.0
6.0	6	13.0	0.15	45°	13.0	4	2P340-0600-PB	★	☆	6.0	57.0
	6	13.0	0.15	45°	13.0	4	2P340-0600-PA	★	☆	6.0	57.0
7.0	8	16.0	0.15	45°	16.0	4	2P340-0700-PB	★	☆	8.0	63.0
	8	16.0	0.15	45°	16.0	4	2P340-0700-PA	★	☆	8.0	63.0
8.0	8	19.0	0.15	45°	19.0	4	2P340-0800-PB	★	☆	8.0	63.0
	8	19.0	0.15	45°	19.0	4	2P340-0800-PA	★	☆	8.0	63.0
9.0	10	19.0	0.15	45°	19.0	4	2P340-0900-PA	★	☆	10.0	72.0
10.0	10	22.0	0.15	45°	22.0	4	2P340-1000-PB	★	☆	10.0	72.0
	10	22.0	0.15	45°	22.0	4	2P340-1000-PA	★	☆	10.0	72.0
12.0	12	26.0	0.15	45°	26.0	4	2P340-1200-PB	★	☆	12.0	83.0
	12	26.0	0.15	45°	26.0	4	2P340-1200-PA	★	☆	12.0	83.0
14.0	14	26.0	0.20	45°	26.0	4	2P340-1400-PB	★	☆	14.0	83.0
	14	26.0	0.20	45°	26.0	4	2P340-1400-PA	★	☆	14.0	83.0
16.0	16	32.0	0.20	45°	32.0	4	2P340-1600-PB	★	☆	16.0	92.0
	16	32.0	0.20	45°	32.0	4	2P340-1600-PA	★	☆	16.0	92.0
18.0	18	32.0	0.20	45°	32.0	4	2P340-1800-PB	★	☆	18.0	92.0
	18	32.0	0.20	45°	32.0	4	2P340-1800-PA	★	☆	18.0	92.0
20.0	20	38.0	0.20	45°	38.0	4	2P340-2000-PB	★	☆	20.0	104.0
	20	38.0	0.20	45°	38.0	4	2P340-2000-PA	★	☆	20.0	104.0
25.0	25	45.0	0.20	45°	45.0	4	2P340-2500-PB	★	☆	25.0	121.0
	25	45.0	0.20	45°	45.0	4	2P340-2500-PA	★	☆	25.0	121.0

A181 A194 E9 E22 E14

Fresa a candela in metallo duro integrale CoroMill® Plura HFS, per la fresatura laterale 3xD ad avanzamenti elevati

Per acciaio inossidabile e acciaio con durezza ≤ 48 HRc

FHA	37°
BSG	COROMANT
TCDC	h10
TCDCON	h6

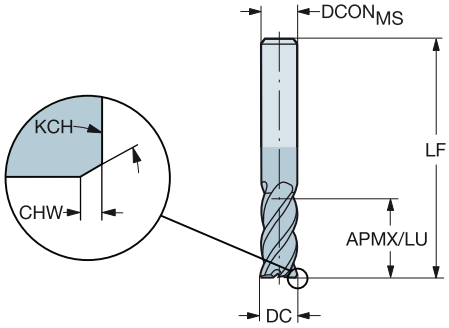

Versione metrica

DC	CZC_{MS}	APMX	CHW	KCH	LU	ZEFP	Codice di ordinazione	P 1630	M 1630	K 1630	S 1630	$DCON_{MS}$	LF
								Dimensioni, millimetri					
6.0	6	22.0	0.15	45°	22.0	4	2P360-0600-PA	★	★	☆	☆	6.0	65.0
8.0	8	28.0	0.15	45°	28.0	4	2P360-0800-PA	★	★	☆	☆	8.0	80.0
10.0	10	32.0	0.15	45°	32.0	4	2P360-1000-PA	★	★	☆	☆	10.0	100.0
12.0	12	40.0	0.15	45°	40.0	4	2P360-1200-PA	★	★	☆	☆	12.0	100.0
14.0	14	50.0	0.20	45°	50.0	4	2P360-1400-PA	★	★	☆	☆	14.0	104.0
16.0	16	60.0	0.15	45°	60.0	4	2P360-1600-PA	★	★	☆	☆	16.0	124.0
20.0	20	70.0	0.20	45°	70.0	4	2P360-2000-PA	★	★	☆	☆	20.0	155.0

A181 A194 E9 E22 E14

Fresa a candela in metallo duro integrale CoroMill® Plura HFS, per la fresatura laterale 4xD ad avanzamenti elevati

Per acciaio inossidabile e acciaio con durezza ≤ 30 HRc

FHA	37°
TCDC	h10
TCDCON	h6



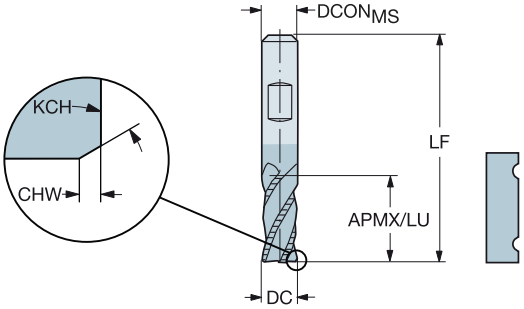

Versione metrica

DC	CZC_{MS}	APMX	CHW	KCH	LU	ZEFP	Codice di ordinazione	P 1740	M 1740	K 1740	S 1740	$DCON_{MS}$	LF
6.0	6	24.0	0.10	45°	24.0	4	2P370-0600-PB	★	★	☆	☆	6.0	66.0
8.0	8	32.0	0.10	45°	32.0	4	2P370-0800-PB	★	★	☆	☆	8.0	74.0
10.0	10	40.0	0.15	45°	40.0	4	2P370-1000-PB	★	★	☆	☆	10.0	87.0
12.0	12	48.0	0.15	45°	48.0	4	2P370-1200-PB	★	★	☆	☆	12.0	103.0
16.0	16	64.0	0.20	45°	64.0	4	2P370-1600-PB	★	★	☆	☆	16.0	124.0
20.0	20	80.0	0.25	45°	80.0	4	2P370-2000-PB	★	★	☆	☆	20.0	145.0
25.0	25	100.0	0.25	45°	100.0	4	2P370-2500-PB	★	★	☆	☆	25.0	178.0

Dimensioni, millimetri

Versione in pollici

DC	CZC_{MS}	APMX	CHW	KCH	LU	ZEFP	Codice di ordinazione	P 1740	M 1740	K 1740	S 1740	$DCON_{MS}$	LF
.250	1/4	1.000	.004	45°	1.000	4	2P370-0635-PB	★	★	☆	☆	.250	2.688
.313	5/16	1.250	.004	45°	1.250	4	2P370-0794-PB	★	★	☆	☆	.313	2.938
.375	3/8	1.500	.006	45°	1.500	4	2P370-0953-PB	★	★	☆	☆	.375	3.375
.500	1/2	2.000	.006	45°	2.000	4	2P370-1270-PB	★	★	☆	☆	.500	4.188
.625	5/8	2.500	.008	45°	2.500	4	2P370-1588-PB	★	★	☆	☆	.625	4.875
.750	3/4	3.000	.010	45°	3.000	4	2P370-1905-PB	★	★	☆	☆	.750	5.625
1.000	1	4.000	.010	45°	4.000	4	2P370-2540-PB	★	★	☆	☆	1.000	7.125

Dimensioni, pollici

A181 A194 E9 E22 E14

ITA

Fresa a candela in metallo duro integrale CoroMill® Plura HFS, per la fresatura laterale ad avanzamenti elevati

Per acciaio inossidabile

FHA	41°
BSG	DIN 6527 L
TCDC	h10
TCDCON	h6

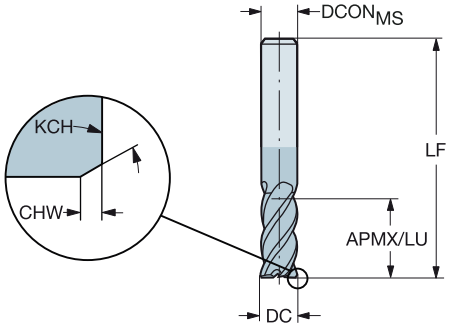

Versione metrica

DC	CZC_{MS}	APMX	CHW	KCH	LU	ZEFP	Codice di ordinazione	M 1640	S 1640	$DCON_{MS}$	LF
										Dimensioni, millimetri	
2.0	6	7.0	0.15	45°	7.0	4	2P341-0200-MA	★	☆	6.0	57.0
3.0	6	8.0	0.15	45°	8.0	4	2P341-0300-MA	★	☆	6.0	57.0
4.0	6	11.0	0.15	45°	11.0	4	2P341-0400-MA	★	☆	6.0	57.0
5.0	6	13.0	0.15	45°	13.0	4	2P341-0500-MA	★	☆	6.0	57.0
6.0	6	13.0	0.15	45°	13.0	4	2P341-0600-MA	★	☆	6.0	57.0
8.0	8	19.0	0.15	45°	19.0	4	2P341-0800-MA	★	☆	8.0	63.0
10.0	10	22.0	0.15	45°	22.0	4	2P341-1000-MA	★	☆	10.0	72.0
12.0	12	26.0	0.15	45°	26.0	4	2P341-1200-MA	★	☆	12.0	83.0
14.0	14	26.0	0.20	45°	26.0	4	2P341-1400-MA	★	☆	14.0	83.0
16.0	16	32.0	0.20	45°	32.0	4	2P341-1600-MA	★	☆	16.0	92.0
20.0	20	38.0	0.20	45°	38.0	4	2P341-2000-MA	★	☆	20.0	104.0
25.0	25	45.0	0.20	45°	45.0	4	2P341-2500-MA	★	☆	25.0	121.0

A181 A194 E9 E22 E14

Fresa a candela in metallo duro integrale CoroMill® Plura HFS, per la fresatura laterale ad avanzamenti elevati

Per acciaio inossidabile

FHA	41°
BSG	DIN 6527 L
TCDC	h10
TCDCON	h6

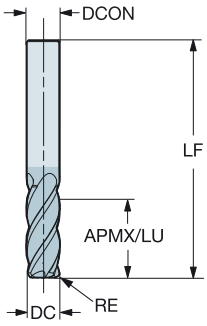

Versione metrica

DC	CZC_{MS}	APMX	RE	LU	ZEFP	Codice di ordinazione	M 1640	S 1640	$DCON_{MS}$	LF
									Dimensioni, millimetri	
4.0	6	11.0	0.50	11.0	4	2S340-0400-050-MA	★	☆	6.0	57.0
	6	11.0	1.00	11.0	4	2S340-0400-100-MA	★	☆	6.0	57.0
5.0	6	13.0	0.50	13.0	4	2S340-0500-050-MA	★	☆	6.0	57.0
	6	13.0	1.00	13.0	4	2S340-0500-100-MA	★	☆	6.0	57.0
6.0	6	13.0	0.50	13.0	4	2S340-0600-050-MA	★	☆	6.0	57.0
	6	13.0	1.00	13.0	4	2S340-0600-100-MA	★	☆	6.0	57.0
8.0	8	19.0	0.50	19.0	4	2S340-0800-050-MA	★	☆	8.0	63.0
	8	19.0	1.00	19.0	4	2S340-0800-100-MA	★	☆	8.0	63.0
	8	19.0	1.50	19.0	4	2S340-0800-150-MA	★	☆	8.0	63.0
	8	19.0	2.00	19.0	4	2S340-0800-200-MA	★	☆	8.0	63.0
10.0	10	22.0	0.50	22.0	4	2S340-1000-050-MA	★	☆	10.0	72.0
	10	22.0	1.00	22.0	4	2S340-1000-100-MA	★	☆	10.0	72.0
	10	22.0	1.50	22.0	4	2S340-1000-150-MA	★	☆	10.0	72.0
	10	22.0	2.00	22.0	4	2S340-1000-200-MA	★	☆	10.0	72.0
12.0	12	26.0	1.00	26.0	4	2S340-1200-100-MA	★	☆	12.0	83.0
	12	26.0	1.50	26.0	4	2S340-1200-150-MA	★	☆	12.0	83.0
	12	26.0	2.00	26.0	4	2S340-1200-200-MA	★	☆	12.0	83.0
	12	26.0	3.00	26.0	4	2S340-1200-300-MA	★	☆	12.0	83.0
16.0	16	32.0	1.50	32.0	4	2S340-1600-150-MA	★	☆	16.0	92.0
	16	32.0	2.00	32.0	4	2S340-1600-200-MA	★	☆	16.0	92.0
	16	32.0	3.00	32.0	4	2S340-1600-300-MA	★	☆	16.0	92.0
	16	32.0	4.00	32.0	4	2S340-1600-400-MA	★	☆	16.0	92.0
20.0	20	38.0	1.50	38.0	4	2S340-2000-150-MA	★	☆	20.0	104.0
	20	38.0	2.00	38.0	4	2S340-2000-200-MA	★	☆	20.0	104.0
	20	38.0	3.00	38.0	4	2S340-2000-300-MA	★	☆	20.0	104.0
	20	38.0	4.00	38.0	4	2S340-2000-400-MA	★	☆	20.0	104.0

A181 A194 E9 E22 E14

ITA

Fresa a candela in metallo duro integrale CoroMill® Plura HFS, per la fresatura laterale ad avanzamenti elevati

Per leghe di titanio

FHA	42°
BSG	COROMANT
TCDC	h10
TCDCON	h6

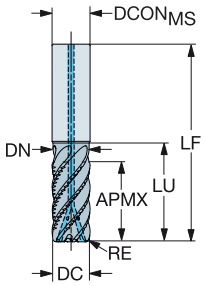

Versione metrica

DC	CZC_{MS}	APMX	RE	LU	CNSC	CXSC	ZEFP	Codice di ordinazione	S 1745	Dimensioni, millimetri $DCON_{MS}$	LF	DN
10.0	10	22.0	1.00	30.0	1	3	6	2F340-1000-100CSC	★	10.0	72.0	9.5
	10	22.0	2.00	30.0	1	3	6	2F340-1000-200CSC	★	10.0	72.0	9.5
12.0	12	26.0	1.00	36.0	1	3	6	2F340-1200-100CSC	★	12.0	83.0	11.4
	12	26.0	2.00	36.0	1	3	6	2F340-1200-200CSC	★	12.0	83.0	11.4
16.0	16	34.0	2.00	42.0	1	3	6	2F340-1600-200CSC	★	16.0	92.0	15.2
	16	34.0	3.00	42.0	1	3	6	2F340-1600-300CSC	★	16.0	92.0	15.2
20.0	20	42.0	3.00	52.0	1	3	6	2F340-2000-300CSC	★	20.0	104.0	19.0
25.0	25	52.0	4.00	63.0	1	3	6	2F340-2500-400CSC	★	25.0	121.0	23.8
32.0	32	66.0	4.00	82.0	1	3	6	2F340-3200-400CSC	★	32.0	150.0	30.4

Versione in pollici

DC	CZC_{MS}	APMX	RE	LU	CNSC	CXSC	ZEFP	Codice di ordinazione	S 1745	Dimensioni, pollici $DCON_{MS}$	LF	DN
.375	3/8	.781	.030	1.156	1	3	6	2F340-0953-076CSC	★	.375	2.750	.356
	3/8	.781	.060	1.156	1	3	6	2F340-0953-152CSC	★	.375	2.750	.356
.500	1/2	1.125	.060	1.438	1	3	6	2F340-1270-152CSC	★	.500	3.500	.475
	1/2	1.125	.090	1.438	1	3	6	2F340-1270-228CSC	★	.500	3.500	.475
.625	5/8	1.125	.060	1.563	1	3	6	2F340-1588-152CSC	★	.625	3.500	.594
	5/8	1.313	.090	1.563	1	3	6	2F340-1588-228CSC	★	.625	3.500	.594
.750	3/4	1.625	.090	1.563	1	3	6	2F340-1905-228CSC	★	.750	4.000	.713
	3/4	1.625	.120	1.937	1	3	6	2F340-1905-304CSC	★	.750	4.000	.713
1.000	1	2.125	.120	2.656	1	3	6	2F340-2540-304CSC	★	1.000	5.000	.951
1.250	1 1/4	2.625	.120	3.250	1	3	6	2F340-3175-304CSC	★	1.250	6.000	1.187

A181 A194 E9 E22 E28 E14

Fresa a candela in metallo duro integrale CoroMill® Plura HFS, per la fresatura laterale ad avanzamenti elevati

Per leghe di titanio

FHA	42°
BSG	COROMANT
TCDC	h10
TCDCON	h6

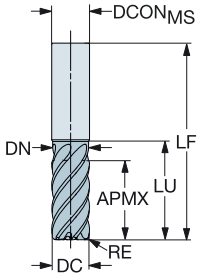

Versione metrica

DC	CZC_{MS}	APMX	RE	LU	ZEFP	Codice di ordinazione	S 1745	$DCON_{MS}$	LF	DN
4.0	6	9.0	0.50	14.5	4	2F340-0400-050-SC	★	6.0	57.0	3.8
5.0	6	11.0	0.50	16.5	4	2F340-0500-050-SC	★	6.0	57.0	4.8
6.0	6	13.0	0.50	20.0	5	2F340-0600-050-SC	★	6.0	57.0	5.7
	6	13.0	1.00	20.0	5	2F340-0600-100-SC	★	6.0	57.0	5.7
8.0	8	18.0	0.50	25.0	5	2F340-0800-050-SC	★	8.0	63.0	7.6
	8	18.0	1.00	25.0	5	2F340-0800-100-SC	★	8.0	63.0	7.6
10.0	10	22.0	0.50	30.0	6	2F340-1000-050-SC	★	10.0	72.0	9.5
	10	22.0	1.00	30.0	6	2F340-1000-100-SC	★	10.0	72.0	9.5
	10	22.0	2.00	30.0	6	2F340-1000-200-SC	★	10.0	72.0	9.5
12.0	12	26.0	1.00	36.0	6	2F340-1200-100-SC	★	12.0	83.0	11.4
	12	26.0	2.00	36.0	6	2F340-1200-200-SC	★	12.0	83.0	11.4
	12	26.0	2.50	36.0	6	2F340-1200-250-SC	★	12.0	83.0	11.4
	12	26.0	3.00	36.0	6	2F340-1200-300-SC	★	12.0	83.0	11.4
16.0	16	34.0	2.00	42.0	6	2F340-1600-200-SC	★	16.0	92.0	15.2
	16	34.0	2.50	42.0	6	2F340-1600-250-SC	★	16.0	92.0	15.2
	16	34.0	3.00	42.0	6	2F340-1600-300-SC	★	16.0	92.0	15.2
	16	34.0	4.00	42.0	6	2F340-1600-400-SC	★	16.0	92.0	15.2
20.0	20	42.0	3.00	52.0	6	2F340-2000-300-SC	★	20.0	104.0	19.0
	20	42.0	4.00	52.0	6	2F340-2000-400-SC	★	20.0	104.0	19.0
	20	42.0	6.35	52.0	6	2F340-2000-635-SC	★	20.0	104.0	19.0
25.0	25	52.0	3.00	63.0	6	2F340-2500-300-SC	★	25.0	121.0	23.8
	25	52.0	4.00	63.0	6	2F340-2500-400-SC	★	25.0	121.0	23.8
	25	52.0	6.35	63.0	6	2F340-2500-635-SC	★	25.0	121.0	23.8
32.0	32	66.0	4.00	82.0	6	2F340-3200-400-SC	★	32.0	150.0	30.4

A181 A194 E9 E22 E14

SANDVIK Coromant

ITA

Fresa a candela in metallo duro integrale CoroMill® Plura HFS, per la fresatura laterale ad avanzamenti elevati

Per leghe di titanio

FHA	42°
BSG	COROMANT
TCDC	h10
TCDCON	h6

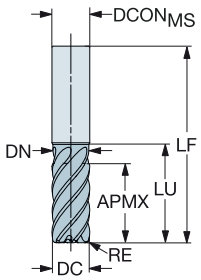

Versione in pollici

DC	CZC_{MS}	APMX	RE	LU	ZEFP	Codice di ordinazione	S 1745	$DCON_{MS}$	LF	DN
								Dimensioni, pollici		
.188	3/16	.438	.030	.625	4	2F340-0476-076-SC	★	.188	2.000	.178
.250	1/4	.625	.030	.875	5	2F340-0635-076-SC	★	.250	2.500	.237
	1/4	.625	.060	.875	5	2F340-0635-152-SC	★	.250	2.500	.237
.375	3/8	.781	.030	1.156	6	2F340-0953-076-SC	★	.375	2.750	.356
	3/8	.781	.060	1.156	6	2F340-0953-152-SC	★	.375	2.750	.356
	3/8	.781	.090	1.156	6	2F340-0953-228-SC	★	.375	2.750	.356
.500	1/2	1.125	.030	1.438	6	2F340-1270-076-SC	★	.500	3.500	.475
	1/2	1.125	.060	1.438	6	2F340-1270-152-SC	★	.500	3.500	.475
	1/2	1.125	.090	1.438	6	2F340-1270-228-SC	★	.500	3.500	.475
	1/2	1.125	.120	1.438	6	2F340-1270-304-SC	★	.500	3.500	.475
.625	5/8	1.313	.030	1.563	6	2F340-1588-076-SC	★	.625	3.500	.594
	5/8	1.313	.060	1.563	6	2F340-1588-152-SC	★	.625	3.500	.594
	5/8	1.313	.090	1.563	6	2F340-1588-228-SC	★	.625	3.500	.594
	5/8	1.313	.120	1.563	6	2F340-1588-304-SC	★	.625	3.500	.594
.750	3/4	1.625	.030	1.937	6	2F340-1905-076-SC	★	.750	4.000	.713
	3/4	1.625	.060	1.937	6	2F340-1905-152-SC	★	.750	4.000	.713
	3/4	1.625	.090	1.937	6	2F340-1905-228-SC	★	.750	4.000	.713
	3/4	1.625	.120	1.937	6	2F340-1905-304-SC	★	.750	4.000	.713
1.000	1	2.125	.030	2.656	6	2F340-2540-076-SC	★	1.000	5.000	.951
	1	2.125	.060	2.656	6	2F340-2540-152-SC	★	1.000	5.000	.951
	1	2.125	.090	2.656	6	2F340-2540-228-SC	★	1.000	5.000	.951
	1	2.125	.120	2.656	6	2F340-2540-304-SC	★	1.000	5.000	.951
1.250	1 1/4	2.625	.030	3.250	6	2F340-3175-076-SC	★	1.250	6.000	1.187
	1 1/4	2.625	.060	3.250	6	2F340-3175-152-SC	★	1.250	6.000	1.187
	1 1/4	2.625	.090	3.250	6	2F340-3175-228-SC	★	1.250	6.000	1.187
	1 1/4	2.625	.120	3.250	6	2F340-3175-304-SC	★	1.250	6.000	1.187

A181 A194 E9 E22 E14

Fresa a candela in metallo duro integrale CoroMill® Plura HFS, per la fresatura laterale ad avanzamenti elevati

Per leghe di titanio

FHA 42°
BSG COROMANT
TCDC h10
TCDCON h6

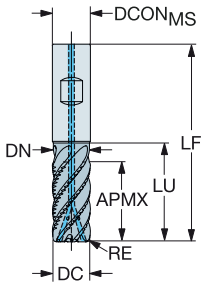

Versione metrica

DC	CZC_{MS}	APMX	RE	LU	CNSC	CXSC	ZEFP	Codice di ordinazione	S 1745	Dimensioni, millimetri $DCON_{MS}$	LF	DN
16.0	16	34.0	2.00	42.0	1	3	6	2F340-1600-200CSD	★	16.0	92.0	15.2
	16	34.0	3.00	42.0	1	3	6	2F340-1600-300CSD	★	16.0	92.0	15.2
20.0	20	42.0	3.00	52.0	1	3	6	2F340-2000-300CSD	★	20.0	104.0	19.0
25.0	25	52.0	4.00	63.0	1	3	6	2F340-2500-400CSD	★	25.0	121.0	23.8

FHA 42°
BSG COROMANT
TCDC h10
TCDCON h6

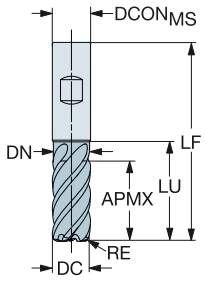

Versione metrica

DC	CZC_{MS}	APMX	RE	LU	ZEFP	Codice di ordinazione	S 1745	Dimensioni, millimetri $DCON_{MS}$	LF	DN
16.0	16	34.0	2.00	42.0	6	2F340-1600-200-SD	★	16.0	92.0	15.2
	16	34.0	3.00	42.0	6	2F340-1600-300-SD	★	16.0	92.0	15.2
20.0	20	42.0	3.00	52.0	6	2F340-2000-300-SD	★	20.0	104.0	19.0
	20	42.0	4.00	52.0	6	2F340-2000-400-SD	★	20.0	104.0	19.0
25.0	25	52.0	4.00	63.0	6	2F340-2500-400-SD	★	25.0	121.0	23.8

A181 A194 E9 E22 E28 E14

Fresa a candela in metallo duro integrale CoroMill® Plura HFS, per la fresatura laterale ad avanzamenti elevati

Per leghe di nichel

FHA	42°
BSG	COROMANT
TCDC	h10
TCDCON	h6

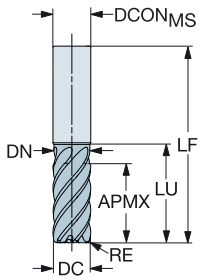

Versione metrica

DC	CZC_{MS}	APMX	RE	LU	ZEFP	Codice di ordinazione	S 1710	$DCON_{MS}$	LF	DN
								Dimensioni, millimetri		
4.0	6	9.0	0.50	14.5	4	2F341-0400-050-SC	★	6.0	57.0	3.8
5.0	6	11.0	0.50	16.5	4	2F341-0500-050-SC	★	6.0	57.0	4.8
6.0	6	13.0	0.50	20.0	5	2F341-0600-050-SC	★	6.0	57.0	5.7
	6	13.0	1.00	20.0	5	2F341-0600-100-SC	★	6.0	57.0	5.7
8.0	8	18.0	0.50	25.0	5	2F341-0800-050-SC	★	8.0	63.0	7.6
	8	18.0	1.00	25.0	5	2F341-0800-100-SC	★	8.0	63.0	7.6
10.0	10	22.0	0.50	30.0	5	2F341-1000-050-SC	★	10.0	72.0	9.5
	10	22.0	1.00	30.0	5	2F341-1000-100-SC	★	10.0	72.0	9.5
	10	22.0	2.00	30.0	5	2F341-1000-200-SC	★	10.0	72.0	9.5
12.0	12	26.0	1.00	36.0	5	2F341-1200-100-SC	★	12.0	83.0	11.4
	12	26.0	2.00	36.0	5	2F341-1200-200-SC	★	12.0	83.0	11.4
	12	26.0	2.50	36.0	5	2F341-1200-250-SC	★	12.0	83.0	11.4
	12	26.0	3.00	36.0	5	2F341-1200-300-SC	★	12.0	83.0	11.4
16.0	16	34.0	2.00	42.0	5	2F341-1600-200-SC	★	16.0	92.0	15.2
	16	34.0	2.50	42.0	5	2F341-1600-250-SC	★	16.0	92.0	15.2
	16	34.0	3.00	42.0	5	2F341-1600-300-SC	★	16.0	92.0	15.2
	16	34.0	4.00	42.0	5	2F341-1600-400-SC	★	16.0	92.0	15.2
20.0	20	42.0	3.00	52.0	5	2F341-2000-300-SC	★	20.0	104.0	19.0
	20	42.0	4.00	52.0	5	2F341-2000-400-SC	★	20.0	104.0	19.0
	20	42.0	6.35	52.0	5	2F341-2000-635-SC	★	20.0	104.0	19.0
25.0	25	52.0	4.00	63.0	5	2F341-2500-400-SC	★	25.0	121.0	23.8
	25	52.0	6.35	63.0	5	2F341-2500-635-SC	★	25.0	121.0	23.8

A181 A194 E9 E22 E14

Fresa a candela in metallo duro integrale CoroMill® Plura HFS, per la fresatura laterale ad avanzamenti elevati

Per leghe di nichel

FHA	42°
BSG	COROMANT
TCDC	h10
TCDCON	h6



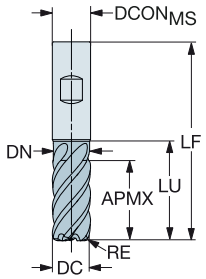

Versione metrica

DC	CZC_{MS}	APMX	RE	LU	ZEFP	Codice di ordinazione	S 1710	$DCON_{MS}$	LF	DN
16.0	16	34.0	3.00	42.0	5	2F341-1600-300-SD	★	16.0	92.0	15.2
	16	34.0	4.00	42.0	5	2F341-1600-400-SD	★	16.0	92.0	15.2
20.0	20	42.0	3.00	52.0	5	2F341-2000-300-SD	★	20.0	104.0	19.0
	20	42.0	4.00	52.0	5	2F341-2000-400-SD	★	20.0	104.0	19.0
25.0	25	52.0	4.00	63.0	5	2F341-2500-400-SD	★	25.0	121.0	23.8

Dimensioni, millimetri

A181 A194 E9 E22 E14

Fresa a candela in metallo duro integrale CoroMill® Plura per spianatura ad avanzamenti elevati

Quando utilizzarla

Spianatura di sgrossatura

Sgrossatura ad avanzamenti elevati di forme 3D

Materiale ISO	P	M	K	S	H
Qualità	1610		1620		
Stelo	Cilindrico				

Gamma di prodotti

Per acciaio temprato con durezza 43 ≤ HRc ≤ 63

Per acciaio inossidabile e acciaio con durezza ≤ 48 HRc

Fresa a candela in metallo duro integrale CoroMill® Plura per spianatura ad avanzamenti elevati

Per acciaio e acciaio temprato con durezza ≤ 63 HRc

FHA	50°
BSG	COROMANT
TCDC	h9
TCDCON	h8

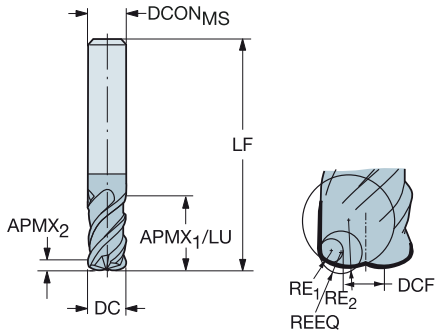

Versione metrica

DC	CZC$_{MS}$	APMX$_1$	APMX$_2$	RE$_1$	RE$_2$	LU	ZEFP	Codice di ordinazione	P 1610	H 1610	DCON$_{MS}$	DCF	LF	REEQ
											Dimensioni, millimetri			
4.0	6	11.0	0.1	0.5	4.0	15.0	4	**R215.H4-04050BAC01H**	☆	★	6.0	1.2	57.0	0.62
6.0	6	15.0	0.2	0.5	9.0	15.0	4	**R215.H4-06050BAC02H**	☆	★	6.0	1.4	57.0	0.69
8.0	8	20.0	0.2	1.0	12.0	20.0	4	**R215.H4-08050CAC02H**	☆	★	8.0	6.4	63.0	1.23
10.0	10	26.0	0.3	1.5	15.0	26.0	4	**R215.H4-10050DAC03H**	☆	★	10.0	1.6	72.0	1.77
12.0	12	30.0	0.4	1.5	18.0	30.0	4	**R215.H4-12050DAC04H**	☆	★	12.0	2.0	83.0	1.88
16.0	16	36.0	0.5	2.0	24.0	36.0	4	**R215.H4-16050EAC05H**	☆	★	16.0	3.0	92.0	2.46
20.0	20	45.0	0.6	2.0	30.0	45.0	4	**R215.H4-20050EAC06H**	☆	★	20.0	4.4	104.0	2.61

A183 A194 E9 E22 E14

Fresa a candela in metallo duro integrale CoroMill® Plura per spianatura ad avanzamenti elevati

Per acciaio inossidabile e acciaio con durezza ≤ 48 HRc

FHA	50°
BSG	COROMANT
TCDC	h9
TCDCON	h6

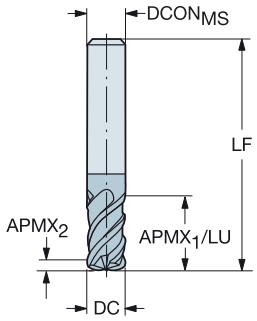

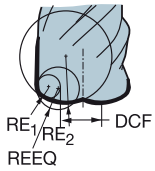

Versione metrica

DC	CZC_{MS}	$APMX_1$	$APMX_2$	RE_1	RE_2	LU	ZEFP	Codice di ordinazione	P 1620	M 1620	K 1620	S 1620	$DCON_{MS}$	DCF	LF	REEQ
									Dimensioni, millimetri							
6.0	6	15.0	0.2	0.5	3.0	15.0	4	**R215.H4-06050BAK02P**	★	★	☆	☆	6.0	2.8	100.0	0.75
8.0	8	20.0	0.3	1.0	4.0	20.0	4	**R215.H4-08050CAK02P**	★	★	☆	☆	8.0	3.1	120.0	1.38
10.0	10	26.0	0.7	1.5	5.0	26.0	4	**R215.H4-10050DAK03P**	★	★	☆	☆	10.0	3.4	150.0	1.99
12.0	12	12.0	0.7	1.5	6.0	12.0	4	**R215.H4-12050DAK08P**	★	★	☆	☆	12.0	4.5	93.0	2.10
16.0	16	16.0	1.0	2.0	8.0	16.0	4	**R215.H4-16050EAK10P**	★	★	☆	☆	16.0	6.2	112.0	2.75
20.0	20	20.0	1.3	2.0	10.0	20.0	4	**R215.H4-20050EAK13P**	★	★	☆	☆	20.0	8.0	130.0	3.07

A183 A194 E9 E22 E14

Fresa a candela in metallo duro integrale CoroMill® Plura per spianatura ad avanzamenti elevati

Per acciaio inossidabile e acciaio con durezza ≤ 48 HRc

FHA	50°
BSG	DIN 6527 L
TCDC	h9
TCDCON	h6

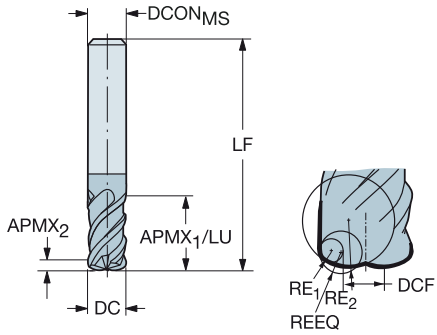

Versione metrica

DC	CZC_{MS}	$APMX_1$	$APMX_2$	RE_1	RE_2	LU	ZEFP	Codice di ordinazione	P 1620	M 1620	K 1620	S 1620	$DCON_{MS}$	DCF	LF	REEQ
													Dimensioni, millimetri			
4.0	6	11.0	0.2	0.5	2.0	11.0	4	R215.H4-04050BAC02P	★	★	☆	☆	6.0	1.6	57.0	0.67
6.0	6	15.0	0.3	0.5	3.0	15.0	4	R215.H4-06050BAC03P	★	★	☆	☆	6.0	2.8	57.0	0.75
8.0	8	20.0	0.5	1.0	4.0	20.0	4	R215.H4-08050CAC05P	★	★	☆	☆	8.0	3.1	63.0	1.38
10.0	10	26.0	0.7	1.5	5.0	26.0	4	R215.H4-10050DAC07P	★	★	☆	☆	10.0	3.4	72.0	1.99
12.0	12	30.0	0.8	1.5	6.0	30.0	4	R215.H4-12050DAC08P	★	★	☆	☆	12.0	4.5	83.0	2.10
16.0	16	36.0	1.0	2.0	8.0	36.0	4	R215.H4-16050EAC10P	★	★	☆	☆	16.0	6.2	92.0	2.75
20.0	20	45.0	1.3	2.0	10.0	45.0	4	R215.H4-20050EAC13P	★	★	☆	☆	20.0	8.0	104.0	3.07

A183 A194 E9 E22 E14

Fresa a candela in metallo duro integrale CoroMill® Plura per fresatura multioperazione stabile

Quando utilizzarla

Soluzione multifunzionale con buone prestazioni nella maggior parte delle operazioni e delle applicazioni
Scelta eccellente per l'interpolazione elicoidale

Materiale ISO	P	M	K	S	H
Qualità	1620	1630	1640		
Stelo	Cilindrico		Weldon		

Gamma di prodotti

Per acciaio inossidabile e acciaio con durezza ≤ 48 HRc

Per acciaio inossidabile e acciaio con durezza ≤ 63 HRc



Fresa a candela in metallo duro integrale CoroMill® Plura per fresatura multioperazione stabile

Per acciaio e acciaio temprato con durezza ≤ 63 HRc

FHA	50°
BSG	COROMANT
TCDC	h9
TCDCON	h6

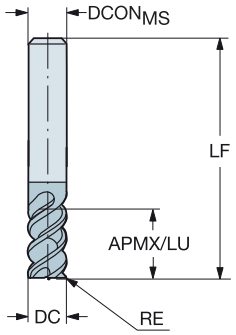

Versione metrica

DC	CZC_{MS}	APMX	RE	LU	ZEFP	Codice di ordinazione	P 1620	H 1620	$DCON_{MS}$	LF
									Dimensioni, millimetri	
2.0	6	7.0	0.50	7.0	3	R216.23-02050BAK70H	☆	★	6.0	57.0
3.0	6	8.0	0.50	8.0	3	R216.23-03050BAK08H	☆	★	6.0	57.0
4.0	6	11.0	1.00	11.0	3	R216.23-04050CAK11H	☆	★	6.0	57.0
5.0	6	13.0	1.00	13.0	3	R216.23-05050CAK13H	☆	★	6.0	57.0
6.0	6	13.0	1.00	13.0	4	R216.24-06050CAK13H	☆	★	6.0	65.0
8.0	8	19.0	2.00	19.0	4	R216.24-08050EAK19H	☆	★	8.0	80.0
10.0	10	22.0	2.00	22.0	4	R216.24-10050EAK22H	☆	★	10.0	100.0
12.0	12	26.0	3.00	26.0	4	R216.24-12050GAK26H	☆	★	12.0	100.0
14.0	14	26.0	3.00	26.0	4	R216.24-14050GAK26H	☆	★	14.0	104.0
16.0	16	32.0	4.00	32.0	4	R216.24-16050IAK32H	☆	★	16.0	115.0
20.0	20	38.0	4.00	38.0	4	R216.24-20050IAK38H	☆	★	20.0	125.0

Versione in pollici

DC	CZC_{MS}	APMX	RE	LU	ZEFP	Codice di ordinazione	P 1620	H 1620	$DCON_{MS}$	LF
									Dimensioni, pollici	
.187	1/4	.375	.016	.375	3	RA216.23-1250AAK06H	☆	★	.250	3.000
	1/4	.375	.031	.375	3	RA216.23-1250BAK06H	☆	★	.250	3.000
.250	1/4	.500	.016	.500	4	RA216.24-1650AAK08H	☆	★	.250	3.000
	1/4	.500	.031	.500	4	RA216.24-1650BAK08H	☆	★	.250	3.000
.313	3/8	.625	.016	.625	4	RA216.24-2050AAK10H	☆	★	.375	3.500
	3/8	.625	.031	.625	4	RA216.24-2050BAK10H	☆	★	.375	3.500
.375	3/8	.750	.016	.750	4	RA216.24-2450AAK12H	☆	★	.375	3.500
	3/8	.750	.031	.750	4	RA216.24-2450BAK12H	☆	★	.375	3.500
.500	1/2	1.000	.031	1.000	4	RA216.24-3250BAK16H	☆	★	.500	4.000
	1/2	1.000	.063	1.000	4	RA216.24-3250DAK16H	☆	★	.500	4.000
.625	5/8	1.250	.063	1.250	4	RA216.24-4050DAK20H	☆	★	.625	4.500
.750	3/4	1.500	.063	1.500	4	RA216.24-4850DAK24H	☆	★	.750	5.000

A184 A194 E9 E22 E14

ITA

Fresa a candela in metallo duro integrale CoroMill® Plura per fresatura multioperazione stabile

Per acciaio e acciaio temprato con durezza ≤ 63 HRc

FHA	50°
BSG	COROMANT
TCDC	h10
TCDCON	h6

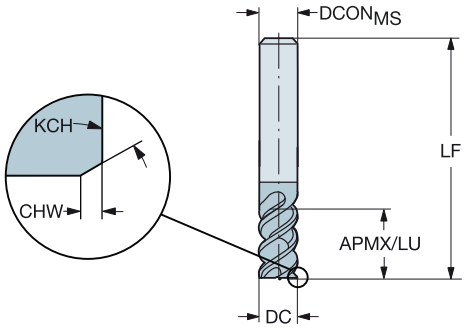

Versione metrica

DC	CZC_{MS}	APMX	CHW	KCH	LU	ZEFP	Codice di ordinazione	P 1620	H 1620	$DCON_{MS}$	LF
										Dimensioni, millimetri	
2.0	6	7.0	0.10	45°	7.0	3	R216.33-02050-AK70H	☆	★	6.0	57.0
3.0	6	8.0	0.10	45°	8.0	3	R216.33-03050-AK08H	☆	★	6.0	57.0
4.0	6	11.0	0.10	45°	11.0	3	R216.33-04050-AK11H	☆	★	6.0	57.0
5.0	6	13.0	0.10	45°	13.0	3	R216.33-05050-AK13H	☆	★	6.0	57.0
6.0	6	13.0	0.10	45°	13.0	4	R216.34-06050-AK13H	☆	★	6.0	65.0
8.0	8	19.0	0.10	45°	19.0	4	R216.34-08050-AK19H	☆	★	8.0	80.0
10.0	10	22.0	0.10	45°	22.0	4	R216.34-10050-AK22H	☆	★	10.0	100.0
12.0	12	26.0	0.10	45°	26.0	4	R216.34-12050-AK26H	☆	★	12.0	100.0
14.0	14	26.0	0.15	45°	26.0	4	R216.34-14050-AK26H	☆	★	14.0	104.0
16.0	16	32.0	0.15	45°	32.0	4	R216.34-16050-AK32H	☆	★	16.0	115.0
20.0	20	38.0	0.15	45°	38.0	4	R216.34-20050-AK38H	☆	★	20.0	125.0

A184 A194 E9 E22 E14

Fresa a candela in metallo duro integrale CoroMill® Plura per fresatura multioperazione stabile

Per acciaio inossidabile e acciaio con durezza ≤ 48 HRc

FHA	50°
BSG	COROMANT
TCDC	h10
TCDCON	h6



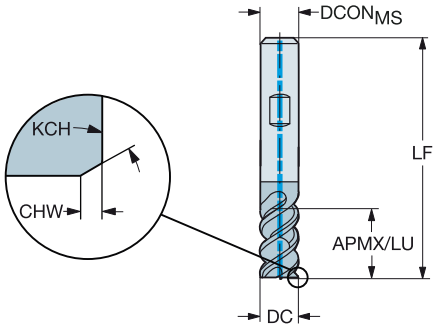

Versione metrica

DC	CZC_{MS}	APMX	CHW	KCH	LU	CNSC	CXSC	ZEFP	Codice di ordinazione	P 1640	M 1640	K 1640	S 1640	Dimensioni, millimetri $DCON_{MS}$	LF
6.0	6	13.0	0.10	45°	13.0	1	1	4	R215.34C06050-BC13P	☆	★	☆	★	6.0	57.0
8.0	8	19.0	0.10	45°	19.0	1	1	4	R215.34C08050-BC19P	☆	★	☆	★	8.0	63.0
10.0	10	22.0	0.10	45°	22.0	1	1	4	R215.34C10050-BC22P	☆	★	☆	★	10.0	72.0
12.0	12	26.0	0.10	45°	26.0	1	1	4	R215.34C12050-BC26P	☆	★	☆	★	12.0	83.0
16.0	16	32.0	0.15	45°	32.0	1	1	4	R215.34C16050-BC32P	☆	★	☆	★	16.0	92.0
20.0	20	38.0	0.15	45°	38.0	1	1	4	R215.34C20050-BC38P	☆	★	☆	★	20.0	104.0

A184 A194 E9 E22 E28 E14

Fresa a candela in metallo duro integrale CoroMill® Plura per fresatura multioperazione stabile

Per acciaio inossidabile e acciaio con durezza ≤ 48 HRc

FHA	50°
BSG	COROMANT
TCDC	h9
TCDCON	h6

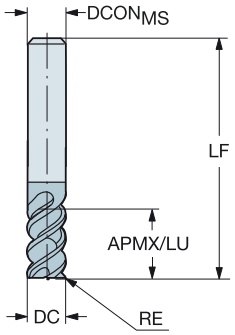

Versione metrica

DC	CZC_{MS}	APMX	RE	LU	ZEFP	Codice di ordinazione	P 1620	P 1630	M 1620	M 1630	K 1620	K 1630	S 1620	S 1630	$DCON_{MS}$	LF
4.0	6	11.0	1.00	11.0	3	R216.23-04050CAK11P	☆	★	★	☆	☆	★	★	☆	6.0	57.0
5.0	6	13.0	1.00	13.0	3	R216.23-05050CAK13P	☆	★	★	☆	☆	★	★	☆	6.0	57.0
6.0	6	13.0	1.00	13.0	4	R216.24-06050CAK13P	☆	★	★	☆	☆	★	★	☆	6.0	65.0
8.0	8	19.0	2.00	19.0	4	R216.24-08050EAK19P	☆	★	★	☆	☆	★	★	☆	8.0	80.0
10.0	10	22.0	2.00	22.0	4	R216.24-10050EAK22P	☆	★	★	☆	☆	★	★	☆	10.0	100.0
12.0	12	26.0	3.00	26.0	4	R216.24-12050GAK26P	☆	★	★	☆	☆	★	★	☆	12.0	100.0
14.0	14	26.0	3.00	26.0	4	R216.24-14050GAK26P	☆	★	★	☆	☆	★	★	☆	14.0	104.0
16.0	16	32.0	4.00	32.0	4	R216.24-16050IAK32P	☆	★	★	☆	☆	★	★	☆	16.0	115.0
20.0	20	38.0	4.00	38.0	4	R216.24-20050IAK38P	☆	★	★	☆	☆	★	★	☆	20.0	125.0

Dimensioni, millimetri

Versione in pollici

DC	CZC_{MS}	APMX	RE	LU	ZEFP	Codice di ordinazione	P 1620	P 1630	M 1620	M 1630	K 1620	K 1630	S 1620	S 1630	$DCON_{MS}$	LF
.187	1/4	.375	.016	.375	3	RA216.23-1250AAK06P		★		★		☆		☆	.250	3.000
	1/4	.562	.016	.562	3	RA216.23-1250AAK09P	★		★		☆		☆		.250	3.000
	1/4	.562	.031	.562	3	RA216.23-1250BAK09P	★		★		☆		☆		.250	3.000
.250	1/4	.750	.016	.750	4	RA216.24-1650AAK12P	★		★		☆		☆		.250	3.000
	1/4	.500	.016	.500	4	RA216.24-1650AAK08P		★		★		☆		☆	.250	3.000
	1/4	.750	.031	.750	4	RA216.24-1650BAK12P	★		★		☆		☆		.250	3.000
.313	3/8	1.000	.016	1.000	4	RA216.24-2050AAK15P	★		★		☆		☆		.375	3.500
	3/8	.625	.016	.625	4	RA216.24-2050AAK10P		★		★		☆		☆	.375	3.500
	3/8	1.000	.031	1.000	4	RA216.24-2050BAK15P	★		★		☆		☆		.375	3.500
.375	3/8	.750	.016	.750	4	RA216.24-2450AAK12P		★		★		☆		☆	.375	3.500
	3/8	1.125	.016	1.125	4	RA216.24-2450AAK18P	★		★		☆		☆		.375	3.500
	3/8	1.125	.031	1.125	4	RA216.24-2450BAK18P	★		★		☆		☆		.375	3.500
.500	1/2	1.000	.031	1.000	4	RA216.24-3250BAK16P		★		★		☆		☆	.500	4.000
	1/2	1.500	.031	1.500	4	RA216.24-3250BAK24P	★		★		☆		☆		.500	4.000
	1/2	1.500	.063	1.500	4	RA216.24-3250DAK24P	★		★		☆		☆		.500	4.000
.625	5/8	1.250	.031	1.250	4	RA216.24-4050BAK20P		★		★		☆		☆	.625	4.500
	5/8	1.875	.063	1.875	4	RA216.24-4050DAK30P	★		★		☆		☆		.625	4.500
.750	3/4	1.500	.031	1.500	4	RA216.24-4850BAK24P		★		★		☆		☆	.750	5.000
	3/4	2.250	.063	2.250	4	RA216.24-4850DAK36P	★		★		☆		☆		.750	5.000

Dimensioni, pollici

A184 A194 E9 E22 E14

Fresa a candela in metallo duro integrale CoroMill® Plura per fresatura multioperazione stabile

Per acciaio inossidabile e acciaio con durezza ≤ 48 HRc

FHA	50°
BSG	COROMANT
TCDC	h9
TCDCON	h6

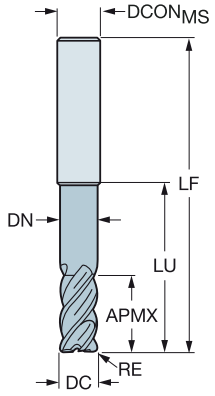

Versione metrica

Dimensioni, millimetri

DC	CZC_{MS}	APMX	RE	LU	ZEFP	Codice di ordinazione	P 1620	M 1620	K 1620	S 1620	$DCON_{MS}$	LF	DN
10.0	10	22.0	1.00	42.0	4	R216.24-10050CCK22P	★	★	☆	☆	10.0	100.0	9.5
	10	22.0	1.50	42.0	4	R216.24-10050DCK22P	★	★	☆	☆	10.0	100.0	9.5
	10	22.0	2.00	42.0	4	R216.24-10050ECK22P	★	★	☆	☆	10.0	100.0	9.5
	10	22.0	2.50	42.0	4	R216.24-10050FCK22P	★	★	☆	☆	10.0	100.0	9.5
	10	22.0	3.00	42.0	4	R216.24-10050GCK22P	★	★	☆	☆	10.0	100.0	9.5
12.0	12	26.0	1.00	53.0	4	R216.24-12050CCK26P	★	★	☆	☆	12.0	100.0	11.4
	12	26.0	1.50	53.0	4	R216.24-12050DCK26P	★	★	☆	☆	12.0	100.0	11.4
	12	26.0	2.00	53.0	4	R216.24-12050ECK26P	★	★	☆	☆	12.0	100.0	11.4
	12	26.0	2.50	53.0	4	R216.24-12050FCK26P	★	★	☆	☆	12.0	100.0	11.4
	12	26.0	3.00	53.0	4	R216.24-12050GCK26P	★	★	☆	☆	12.0	100.0	11.4
	12	26.0	3.00	60.0	4	R216.24-12050GCL26P	★	★	☆	☆	12.0	105.0	11.4
	12	26.0	4.00	53.0	4	R216.24-12050ICK26P	★	★	☆	☆	12.0	100.0	11.4
16.0	16	36.0	1.00	65.0	4	R216.24-16050CCK36P	★	★	☆	☆	16.0	115.0	15.2
	16	36.0	1.50	65.0	4	R216.24-16050DCK36P	★	★	☆	☆	16.0	115.0	15.2
	16	36.0	2.00	65.0	4	R216.24-16050ECK36P	★	★	☆	☆	16.0	115.0	15.2
	16	36.0	2.50	65.0	4	R216.24-16050FCK36P	★	★	☆	☆	16.0	115.0	15.2
	16	36.0	3.00	65.0	4	R216.24-16050GCK36P	★	★	☆	☆	16.0	115.0	15.2
	16	36.0	3.00	80.0	4	R216.24-16050GCL36P	★	★	☆	☆	16.0	128.0	15.2
	16	36.0	4.00	65.0	4	R216.24-16050ICK36P	★	★	☆	☆	16.0	115.0	15.2
	16	36.0	6.35	67.0	4	R216.24-16050OCK36P	★	★	☆	☆	16.0	115.0	15.2
	16	36.0	6.35	80.0	4	R216.24-16050OCL36P	★	★	☆	☆	16.0	128.0	15.2
20.0	20	44.0	2.50	80.0	4	R216.24-20050FCK44P	★	★	☆	☆	20.0	145.0	19.0
	20	44.0	3.00	80.0	4	R216.24-20050GCK44P	★	★	☆	☆	20.0	145.0	19.0
	20	44.0	3.00	100.0	4	R216.24-20050GCL44P	★	★	☆	☆	20.0	150.0	19.0
	20	44.0	4.00	80.0	4	R216.24-20050ICK44P	★	★	☆	☆	20.0	145.0	19.0
	20	44.0	6.35	80.0	4	R216.24-20050OCK44P	★	★	☆	☆	20.0	145.0	19.0
25.0	25	54.0	3.00	98.0	5	R216.25-25050GCK54P	★	★	☆	☆	25.0	155.0	24.0
	25	54.0	3.00	125.0	5	R216.25-25050GCL54P	★	★	☆	☆	25.0	181.0	23.8
	25	54.0	4.00	99.0	5	R216.25-25050ICK54P	★	★	☆	☆	25.0	156.0	24.0
	25	54.0	6.35	99.0	5	R216.25-25050OCK54P	★	★	☆	☆	25.0	156.0	24.0
	25	54.0	6.35	125.0	5	R216.25-25050OCL54P	★	★	☆	☆	25.0	181.0	24.0

A184 A194 E9 E22 E14

ITA

Fresa a candela in metallo duro integrale CoroMill® Plura per fresatura multioperazione stabile

Per acciaio inossidabile e acciaio con durezza ≤ 48 HRc

FHA	50°
BSG	COROMANT
TCDC	h10
TCDCON	h6

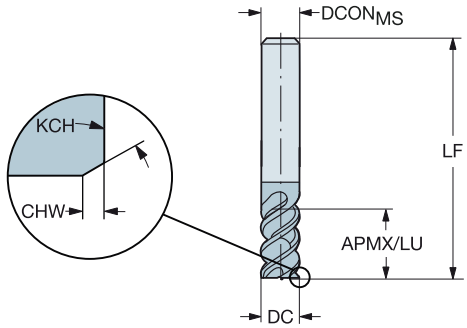

Versione metrica

DC	CZC_{MS}	APMX	CHW	KCH	LU	ZEFP	Codice di ordinazione	P 1620	P 1630	M 1620	M 1630	K 1620	K 1630	S 1620	S 1630	$DCON_{MS}$	LF
																Dimensioni, millimetri	
4.0	6	11.0	0.10	45°	11.0	3	R216.33-04050-AK11P	★	★	★	★	☆	☆	☆	☆	6.0	57.0
5.0	6	13.0	0.10	45°	13.0	3	R216.33-05050-AK13P	★	★	★	★	☆	☆	☆	☆	6.0	57.0
6.0	6	13.0	0.10	45°	13.0	4	R216.34-06050-AK13P	★	★	★	★	☆	☆	☆	☆	6.0	65.0
8.0	8	19.0	0.10	45°	19.0	4	R216.34-08050-AK19P	★	★	★	★	☆	☆	☆	☆	8.0	80.0
10.0	10	22.0	0.10	45°	22.0	4	R216.34-10050-AK22P	★	★	★	★	☆	☆	☆	☆	10.0	100.0
12.0	12	26.0	0.10	45°	26.0	4	R216.34-12050-AK26P	★	★	★	★	☆	☆	☆	☆	12.0	100.0
14.0	14	26.0	0.15	45°	26.0	4	R216.34-14050-AK26P	★	★	★	★	☆	☆	☆	☆	14.0	104.0
16.0	16	32.0	0.15	45°	32.0	4	R216.34-16050-AK32P	★	★	★	★	☆	☆	☆	☆	16.0	115.0
20.0	20	38.0	0.15	45°	38.0	4	R216.34-20050-AK38P	★	★	★	★	☆	☆	☆	☆	20.0	125.0

A184 A194 E9 E22 E14

Fresa a candela in metallo duro integrale CoroMill® Plura per fresatura multioperazione stabile

Per acciaio inossidabile e acciaio con durezza ≤ 48 HRc

FHA	50°
BSG	COROMANT
TCDC	h9
TCDCON	h6

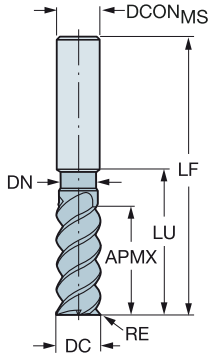

Versione metrica

DC	CZC_{MS}	APMX	RE	LU	ZEFP	Codice di ordinazione	P 1620	M 1620	K 1620	S 1620	$DCON_{MS}$	LF	DN
											Dimensioni, millimetri		
2.0	6	7.0	0.20	9.5	3	R216.23-02050ACC07P	★	★	☆	☆	6.0	57.0	1.9
3.0	6	8.0	0.30	10.0	3	R216.23-03050ACC08P	★	★	☆	☆	6.0	57.0	2.9
4.0	6	11.0	0.50	15.0	3	R216.23-04050BCC11P	★	★	☆	☆	6.0	57.0	3.8
5.0	6	13.0	0.50	16.0	3	R216.23-05050BCC13P	★	★	☆	☆	6.0	57.0	4.8
6.0	6	13.0	0.50	19.0	4	R216.24-06050BCC13P	★	★	☆	☆	6.0	57.0	5.7
	6	13.0	1.00	19.0	4	R216.24-06050CCC13P	★	★	☆	☆	6.0	57.0	5.7
8.0	8	19.0	0.50	25.0	4	R216.24-08050BCC19P	★	★	☆	☆	8.0	63.0	7.6
	8	19.0	1.00	25.0	4	R216.24-08050CCC19P	★	★	☆	☆	8.0	63.0	7.6
	8	19.0	1.50	25.0	4	R216.24-08050DCC19P	★	★	☆	☆	8.0	63.0	7.6
	8	19.0	2.00	25.0	4	R216.24-08050ECC19P	★	★	☆	☆	8.0	63.0	7.6
10.0	10	22.0	0.50	30.0	4	R216.24-10050BCC22P	★	★	☆	☆	10.0	72.0	9.5
	10	22.0	1.00	30.0	4	R216.24-10050CCC22P	★	★	☆	☆	10.0	72.0	9.5
	10	22.0	1.50	30.0	4	R216.24-10050DCC22P	★	★	☆	☆	10.0	72.0	9.5
	10	22.0	2.00	30.0	4	R216.24-10050ECC22P	★	★	☆	☆	10.0	72.0	9.5
12.0	12	26.0	0.50	36.0	4	R216.24-12050BCC26P	★	★	☆	☆	12.0	83.0	11.4
	12	26.0	1.00	36.0	4	R216.24-12050CCC26P	★	★	☆	☆	12.0	83.0	11.4
	12	26.0	1.50	36.0	4	R216.24-12050DCC26P	★	★	☆	☆	12.0	83.0	11.4
	12	26.0	2.00	36.0	4	R216.24-12050ECC26P	★	★	☆	☆	12.0	83.0	11.4
	12	26.0	2.50	36.0	4	R216.24-12050FCC26P	★	★	☆	☆	12.0	83.0	11.4
	12	26.0	3.00	36.0	4	R216.24-12050GCC26P	★	★	☆	☆	12.0	83.0	11.4
16.0	16	32.0	0.50	42.0	4	R216.24-16050BCC32P	★	★	☆	☆	16.0	92.0	15.2
	16	32.0	1.00	42.0	4	R216.24-16050CCC32P	★	★	☆	☆	16.0	92.0	15.2
	16	32.0	2.00	42.0	4	R216.24-16050ECC32P	★	★	☆	☆	16.0	92.0	15.2
	16	32.0	2.50	42.0	4	R216.24-16050FCC32P	★	★	☆	☆	16.0	92.0	15.2
	16	32.0	4.00	42.0	4	R216.24-16050ICC32P	★	★	☆	☆	16.0	92.0	15.2
20.0	20	38.0	1.00	52.0	4	R216.24-20050CCC38P	★	★	☆	☆	20.0	104.0	19.0
	20	38.0	2.00	52.0	4	R216.24-20050ECC38P	★	★	☆	☆	20.0	104.0	19.0
	20	44.0	2.50	80.0	4	R216.24-20050FCC44P	★	★	☆	☆	20.0	130.0	19.0
	20	38.0	2.50	52.0	4	R216.24-20050FCC38P	★	★	☆	☆	20.0	104.0	19.0
	20	44.0	3.00	80.0	4	R216.24-20050GCC44P	★	★	☆	☆	20.0	130.0	19.0
	20	38.0	3.00	52.0	4	R216.24-20050GCC38P	★	★	☆	☆	20.0	104.0	19.0
	20	44.0	4.00	80.0	4	R216.24-20050ICC44P	★	★	☆	☆	20.0	130.0	19.0
	20	38.0	4.00	52.0	4	R216.24-20050ICC38P	★	★	☆	☆	20.0	104.0	19.0
	20	44.0	6.35	80.0	4	R216.24-20050OCC44P	★	★	☆	☆	20.0	104.0	19.0

A184 A194 E9 E22 E14

SANDVIK Coromant

Fresa a candela in metallo duro integrale CoroMill® Plura per fresatura multioperazione stabile

Per acciaio inossidabile e acciaio con durezza ≤ 48 HRc

FHA 50°
BSG DIN 6527 L
TCDC h9
TCDCON h6

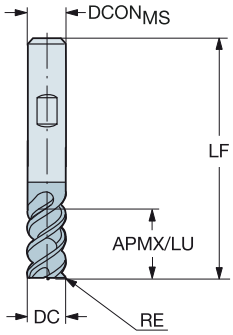

Versione metrica

DC	CZC$_{MS}$	APMX	RE	LU	ZEFP	Codice di ordinazione	P 1620	P 1630	M 1620	M 1630	K 1620	K 1630	S 1620	S 1630	DCON$_{MS}$	LF
6.0	6	13.0	1.00	13.0	4	R216.24-06050CBC13P	☆	★	★	☆	☆	★	★	☆	6.0	57.0
8.0	8	19.0	2.00	19.0	4	R216.24-08050EBC19P	☆	★	★	☆	☆	★	★	☆	8.0	63.0
10.0	10	22.0	2.00	22.0	4	R216.24-10050EBC22P	☆	★	★	☆	☆	★	★	☆	10.0	72.0
12.0	12	26.0	3.00	26.0	4	R216.24-12050GBC26P	☆	★	★	☆	☆	★	★	☆	12.0	83.0
14.0	14	26.0	3.00	26.0	4	R216.24-14050GBC26P		★		☆		★		☆	14.0	83.0
16.0	16	32.0	4.00	32.0	4	R216.24-16050IBC32P	☆	★	★	☆	☆	★	★	☆	16.0	92.0
20.0	20	38.0	4.00	38.0	4	R216.24-20050IBC38P	☆	★	★	☆	☆	★	★	☆	20.0	104.0

FHA 50°
BSG DIN 6527 L
TCDC h10
TCDCON h6



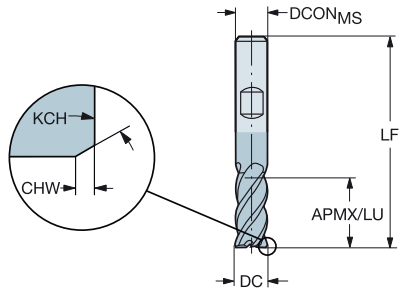

Versione metrica

DC	CZC$_{MS}$	APMX	CHW	KCH	LU	ZEFP	Codice di ordinazione	P 1620	P 1630	P 1640	M 1620	M 1630	M 1640	K 1620	K 1630	K 1640	S 1620	S 1630	S 1640	DCON$_{MS}$	LF
6.0	6	13.0	0.10	45°	13.0	4	R216.34-06050-BC13P	★	★	☆	★	★	★	☆	☆	☆	☆	☆	★	6.0	57.0
8.0	8	19.0	0.10	45°	19.0	4	R216.34-08050-BC19P	★	★	☆	★	★	★	☆	☆	☆	☆	☆	★	8.0	63.0
10.0	10	22.0	0.10	45°	22.0	4	R216.34-10050-BC22P	★	★	☆	★	★	★	☆	☆	☆	☆	☆	★	10.0	72.0
12.0	12	26.0	0.10	45°	26.0	4	R216.34-12050-BC26P	★	★	☆	★	★	★	☆	☆	☆	☆	☆	★	12.0	83.0
14.0	14	26.0	0.15	45°	26.0	4	R216.34-14050-BC26P	★	★	☆	★	★	★	☆	☆	☆	☆	☆	★	14.0	83.0
16.0	16	32.0	0.15	45°	32.0	4	R216.34-16050-BC32P	★	★	☆	★	★	★	☆	☆	☆	☆	☆	★	16.0	92.0
20.0	20	38.0	0.15	45°	38.0	4	R216.34-20050-BC38P	★	★	☆	★	★	★	☆	☆	☆	☆	☆	★	20.0	104.0

A184 A194 E9 E22 E14

Fresa a candela in metallo duro integrale CoroMill® Plura per fresatura multioperazione stabile

Per leghe di nichel

FHA	50°
BSG	DIN 6527 L
TCDC	h9
TCDCON	h6

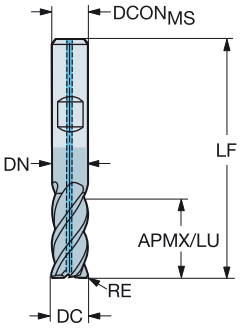

Versione metrica

DC	CZC_{MS}	APMX	RE	LU	CNSC	CXSC	ZEFP	Codice di ordinazione	S 1725	Dimensioni, millimetri $DCON_{MS}$	LF	DN
6.0	6	13.0	0.50	19.0	1	1	4	2F440-0600-050ASD	★	6.0	57.0	5.7
	6	13.0	1.00	19.0	1	1	4	2F440-0600-100ASD	★	6.0	57.0	5.7
8.0	8	19.0	0.50	25.0	1	1	4	2F440-0800-050ASD	★	8.0	63.0	7.6
	8	19.0	1.00	25.0	1	1	4	2F440-0800-100ASD	★	8.0	63.0	7.6
10.0	10	22.0	0.50	30.0	1	1	4	2F440-1000-050ASD	★	10.0	72.0	9.5
	10	22.0	1.00	30.0	1	1	4	2F440-1000-100ASD	★	10.0	72.0	9.5
	10	22.0	2.00	30.0	1	1	4	2F440-1000-200ASD	★	10.0	72.0	9.5
12.0	12	26.0	0.50	36.0	1	1	4	2F440-1200-050ASD	★	12.0	83.0	11.4
	12	26.0	1.00	36.0	1	1	4	2F440-1200-100ASD	★	12.0	83.0	11.4
	12	26.0	2.00	36.0	1	1	4	2F440-1200-200ASD	★	12.0	83.0	11.4
16.0	16	32.0	2.00	42.0	1	1	4	2F440-1600-200ASD	★	16.0	92.0	15.2
	16	32.0	3.00	42.0	1	1	4	2F440-1600-300ASD	★	16.0	92.0	15.2
	16	32.0	4.00	42.0	1	1	4	2F440-1600-400ASD	★	16.0	92.0	15.2
20.0	20	38.0	3.00	52.0	1	1	4	2F440-2000-300ASD	★	20.0	104.0	19.0
	20	38.0	4.00	52.0	1	1	4	2F440-2000-400ASD	★	20.0	104.0	19.0
	20	38.0	6.35	52.0	1	1	4	2F440-2000-635ASD	★	20.0	104.0	19.0

Versione in pollici

DC	CZC_{MS}	APMX	RE	LU	CNSC	CXSC	ZEFP	Codice di ordinazione	S 1725	Dimensioni, pollici $DCON_{MS}$	LF	DN
.250	1/4	.625	.030	.875	1	1	4	2F440-0635-076ASD	★	.250	2.500	.237
	1/4	.625	.060	.875	1	1	4	2F440-0635-152ASD	★	.250	2.500	.237
.375	3/8	.781	.030	1.156	1	1	4	2F440-0953-076ASD	★	.375	3.000	.356
	3/8	.781	.060	1.156	1	1	4	2F440-0953-152ASD	★	.375	3.000	.356
	3/8	.781	.090	1.156	1	1	4	2F440-0953-228ASD	★	.375	3.000	.356
.500	1/2	1.125	.030	1.438	1	1	4	2F440-1270-076ASD	★	.500	3.500	.475
	1/2	1.125	.060	1.438	1	1	4	2F440-1270-152ASD	★	.500	3.500	.475
	1/2	1.125	.090	1.438	1	1	4	2F440-1270-228ASD	★	.500	3.500	.475
	1/2	1.125	.120	1.438	1	1	4	2F440-1270-304ASD	★	.500	3.500	.475
.625	5/8	1.313	.030	1.563	1	1	4	2F440-1588-076ASD	★	.625	3.750	.594
	5/8	1.313	.060	1.563	1	1	4	2F440-1588-152ASD	★	.625	3.750	.594
	5/8	1.313	.090	1.563	1	1	4	2F440-1588-228ASD	★	.625	3.750	.594
	5/8	1.313	.120	1.563	1	1	4	2F440-1588-304ASD	★	.625	3.750	.594
.750	3/4	1.625	.030	1.937	1	1	4	2F440-1905-076ASD	★	.750	4.250	.713
	3/4	1.625	.060	1.937	1	1	4	2F440-1905-152ASD	★	.750	4.250	.713
	3/4	1.625	.090	1.937	1	1	4	2F440-1905-228ASD	★	.750	4.250	.713
	3/4	1.625	.120	1.937	1	1	4	2F440-1905-304ASD	★	.750	4.250	.713

A184 A194 E9 E22 E14

SANDVIK Coromant

Fresa a candela in metallo duro integrale CoroMill® Plura per fresatura multioperazione stabile

Per leghe di nichel

FHA	50°
BSG	DIN 6527 L
TCDC	h9
TCDCON	h6

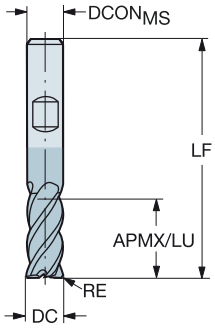

Versione metrica

DC	CZC_{MS}	APMX	RE	LU	ZEFP	Codice di ordinazione	S 1725	Dimensioni, millimetri $DCON_{MS}$	LF
2.0	6	7.0	0.20	9.5	3	2S440-0200-020-SD	★	6.0	57.0
3.0	6	8.0	0.30	10.0	3	2S440-0300-030-SD	★	6.0	57.0
4.0	6	11.0	0.50	15.0	3	2S440-0400-050-SD	★	6.0	57.0
5.0	6	13.0	0.50	16.0	3	2S440-0500-050-SD	★	6.0	57.0
6.0	6	13.0	0.50	19.0	4	2S440-0600-050-SD	★	6.0	57.0
	6	13.0	1.00	19.0	4	2S440-0600-100-SD	★	6.0	57.0
8.0	8	19.0	0.50	25.0	4	2S440-0800-050-SD	★	8.0	63.0
	8	19.0	1.00	25.0	4	2S440-0800-100-SD	★	8.0	63.0
10.0	10	22.0	0.50	30.0	4	2S440-1000-050-SD	★	10.0	72.0
	10	22.0	1.00	30.0	4	2S440-1000-100-SD	★	10.0	72.0
	10	22.0	2.00	30.0	4	2S440-1000-200-SD	★	10.0	72.0
12.0	12	26.0	0.50	36.0	4	2S440-1200-050-SD	★	12.0	83.0
	12	26.0	1.00	36.0	4	2S440-1200-100-SD	★	12.0	83.0
	12	26.0	2.00	36.0	4	2S440-1200-200-SD	★	12.0	83.0
16.0	16	32.0	2.00	42.0	4	2S440-1600-200-SD	★	16.0	92.0
	16	32.0	3.00	42.0	4	2S440-1600-300-SD	★	16.0	92.0
	16	32.0	4.00	42.0	4	2S440-1600-400-SD	★	16.0	92.0
20.0	20	38.0	3.00	52.0	4	2S440-2000-300-SD	★	20.0	104.0
	20	38.0	4.00	52.0	4	2S440-2000-400-SD	★	20.0	104.0
	20	38.0	6.35	52.0	4	2S440-2000-635-SD	★	20.0	104.0

Versione in pollici

DC	CZC_{MS}	APMX	RE	LU	ZEFP	Codice di ordinazione	S 1725	Dimensioni, pollici $DCON_{MS}$	LF
.250	1/4	.625	.030	.875	4	2S440-0635-076-SD	★	.250	2.500
	1/4	.625	.060	.875	4	2S440-0635-152-SD	★	.250	2.500
.375	3/8	.781	.030	1.156	4	2S440-0953-076-SD	★	.375	3.000
	3/8	.781	.060	1.156	4	2S440-0953-152-SD	★	.375	3.000
	3/8	.781	.090	1.156	4	2S440-0953-228-SD	★	.375	3.000
.500	1/2	1.125	.030	1.438	4	2S440-1270-076-SD	★	.500	3.500
	1/2	1.125	.060	1.438	4	2S440-1270-152-SD	★	.500	3.500
	1/2	1.125	.090	1.438	4	2S440-1270-228-SD	★	.500	3.500
	1/2	1.125	.120	1.438	4	2S440-1270-304-SD	★	.500	3.500
.625	5/8	1.313	.030	1.563	4	2S440-1588-076-SD	★	.625	3.750
	5/8	1.313	.060	1.563	4	2S440-1588-152-SD	★	.625	3.750
	5/8	1.313	.090	1.563	4	2S440-1588-228-SD	★	.625	3.750
	5/8	1.313	.120	1.563	4	2S440-1588-304-SD	★	.625	3.750
.750	3/4	1.625	.030	1.937	4	2S440-1905-076-SD	★	.750	4.250
	3/4	1.625	.060	1.937	4	2S440-1905-152-SD	★	.750	4.250
	3/4	1.625	.090	1.937	4	2S440-1905-228-SD	★	.750	4.250
	3/4	1.625	.120	1.937	4	2S440-1905-304-SD	★	.750	4.250

A184 A194 E9 E22 E14

Fresa a candela in metallo duro integrale CoroMill® Plura per fresatura multioperazione stabile

Per leghe di nichel

FHA	50°
BSG	DIN 6527 L
TCDC	h9
TCDCON	h6

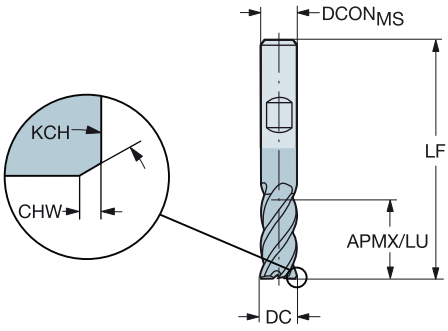

Versione metrica

DC	CZC_{MS}	APMX	CHW	KCH	LU	ZEFP	Codice di ordinazione	S 1725	$DCON_{MS}$	LF
									Dimensioni, millimetri	
6.0	6	13.0	0.10	45°	19.0	4	2P440-0600-SD	★	6.0	57.0
8.0	8	19.0	0.10	45°	25.0	4	2P440-0800-SD	★	8.0	63.0
10.0	10	22.0	0.10	45°	30.0	4	2P440-1000-SD	★	10.0	72.0
12.0	12	26.0	0.10	45°	36.0	4	2P440-1200-SD	★	12.0	83.0
16.0	16	32.0	0.15	45°	42.0	4	2P440-1600-SD	★	16.0	92.0
20.0	20	38.0	0.15	45°	52.0	4	2P440-2000-SD	★	20.0	104.0

A184 A194 E9 E22 E14

Fresa a candela in metallo duro integrale CoroMill® Plura per fresatura di pezzi temprati

Quando utilizzarla

Scelta prioritaria per operazioni dalla sgrossatura alla semifinitura su acciaio temprato in condizioni stabili
Da utilizzare senza refrigerante

Materiale ISO	P H
Qualità	1610
Stelo	Cilindrico

Gamma di prodotti

Per acciaio temprato con durezza 43≤ HRc ≤63

Fresa a candela in metallo duro integrale CoroMill® Plura per fresatura di pezzi temprati

Per acciaio temprato con durezza 43≤ HRc ≤63

FHA	30°
BSG	COROMANT
TCDC	h9
TCDCON	h6

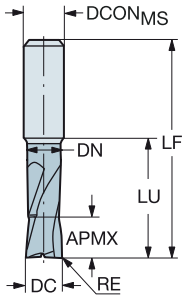

Versione metrica

DC	CZC_{MS}	APMX	RE	LU	ZEFP	Codice di ordinazione	P 1610	H 1610	$DCON_{MS}$	LF	DN
									Dimensioni, millimetri		
2.0	6	2.0	0.20	2.0	2	R216.22-02030AAI20G	☆	★	6.0	57.0	
	6	2.0	0.20	20.0	2	R216.22-02030AAJ20G	☆	★	6.0	75.0	1.9
3.0	6	3.0	0.30	20.0	2	R216.22-03030AAJ03G	☆	★	6.0	72.0	2.9
	6	3.0	0.50	3.0	2	R216.22-03030BAI03G	☆	★	6.0	57.0	
4.0	6	4.0	0.40	40.0	4	R216.24-04030AAJ04G	☆	★	6.0	72.0	3.8
	6	4.0	0.50	4.0	2	R216.22-04030BAI04G	☆	★	6.0	57.0	
5.0	6	5.0	0.50	20.0	2	R216.22-05030BAI05G	☆	★	6.0	57.0	4.9
	6	5.0	0.50	20.0	4	R216.24-05030BAJ05G	☆	★	6.0	72.0	4.8
6.0	6	6.0	0.50	24.0	4	R216.24-06030BAJ06G	☆	★	6.0	72.0	5.7
	6	6.0	1.00	21.0	2	R216.22-06030CAI06G	☆	★	6.0	63.0	5.7
	6	6.0	1.00	21.0	4	R216.24-06030CAI06G	☆	★	6.0	57.0	5.7
8.0	8	8.0	0.50	29.0	4	R216.24-08030BAJ08G	☆	★	8.0	80.0	7.9
	8	8.0	1.00	27.0	2	R216.22-08030CAI08G	☆	★	8.0	72.0	7.7
	8	8.0	1.00	27.0	4	R216.24-08030CAI08G	☆	★	8.0	63.0	7.7
	8	8.0	1.00	29.0	4	R216.24-08030CAJ08G	☆	★	8.0	80.0	7.9
	8	8.0	1.50	29.0	4	R216.24-08030DAJ08G	☆	★	8.0	80.0	7.9
10.0	10	10.0	0.50	35.0	4	R216.24-10030BAJ10G	☆	★	10.0	100.0	9.9
	10	10.0	1.00	35.0	4	R216.24-10030CAJ10G	☆	★	10.0	100.0	9.9
	10	10.0	1.50	32.0	2	R216.22-10030DAI10G	☆	★	10.0	72.0	9.7
	10	10.0	1.50	32.0	4	R216.24-10030DAI10G	☆	★	10.0	72.0	9.7
12.0	12	12.0	0.50	36.0	4	R216.24-12030BAJ12G	☆	★	12.0	100.0	11.8
	12	12.0	1.00	36.0	4	R216.24-12030CAJ12G	☆	★	12.0	100.0	11.8
	12	12.0	1.50	36.0	2	R216.22-12030DAI12G	☆	★	12.0	83.0	11.8
	12	12.0	1.50	36.0	4	R216.24-12030DAI12G	☆	★	12.0	83.0	11.8
	12	12.0	2.00	36.0	4	R216.24-12030EAJ12G	☆	★	12.0	100.0	11.8
16.0	16	16.0	2.00	42.0	4	R216.24-16030EAI16G	☆	★	16.0	92.0	15.8

A185 A194 E9 E22 E14

Fresa a candela in metallo duro integrale CoroMill® Plura per fresatura di pezzi temprati

Per acciaio temprato con durezza 43≤ HRc ≤63

FHA	30°
BSG	COROMANT
TCDC	h9
TCDCON	h6

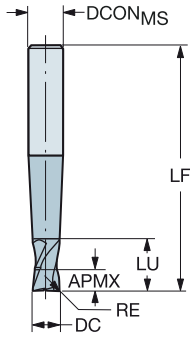

Versione metrica

DC	CZC_{MS}	APMX	RE	LU	ZEFP	Codice di ordinazione	P 1610	H 1610	$DCON_{MS}$	LF
									Dimensioni, millimetri	
3.0	6	3.0	0.50	4.0	2	R216.22-03030BAP03G	☆	★	6.0	80.0
4.0	6	4.0	0.50	5.0	2	R216.22-04030BAP04G	☆	★	6.0	90.0
6.0	8	6.0	0.50	7.0	2	R216.22-06030BAP06G	☆	★	8.0	100.0
	8	6.0	1.00	7.0	4	R216.24-06030CAP06G	☆	★	8.0	100.0
8.0	10	8.0	1.00	10.0	4	R216.24-08030CAP08G	☆	★	10.0	100.0
10.0	12	10.0	1.00	15.0	4	R216.24-10030CAP10G	☆	★	12.0	125.0
	12	10.0	3.00	12.0	4	R216.24-10030GAP10G	☆	★	12.0	125.0
12.0	14	12.0	1.00	14.0	4	R216.24-12030CAP12G	☆	★	14.0	140.0
16.0	16	16.0	1.00	16.0	4	R216.24-16030CAP16G	☆	★	16.0	150.0
	16	16.0	3.00	16.0	4	R216.24-16030GAP16G	☆	★	16.0	150.0

A185 A194 E9 E22 E14

Fresa a candela in metallo duro integrale CoroMill® Plura per fresatura di pezzi temprati

Per acciaio temprato con durezza 43≤ HRc ≤63

FHA	30°
BSG	COROMANT
TCDC	h9
TCDCON	h6

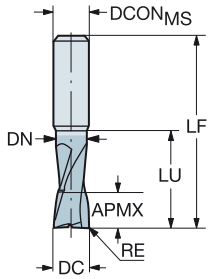

Versione in pollici

DC	CZC_{MS}	APMX	RE	LU	ZEFP	Codice di ordinazione	P 1610	H 1610	$DCON_{MS}$	LF	DN
									Dimensioni, pollici		
.125	1/4	.125	.031	.750	4	RA216.24-0830BAK02G	☆	★	.250	3.000	.121
.156	1/4	.156	.031	.750	4	RA216.24-1030BAK02G	☆	★	.250	3.000	.137
.188	1/4	.188	.063	.750	4	RA216.24-1230DAK03G	☆	★	.250	3.000	.183
.250	1/4	.250	.063	1.000	4	RA216.24-1630DAK04G	☆	★	.250	3.000	.246
.375	3/8	.375	.063	1.250	4	RA216.24-2430DAK06G	☆	★	.375	3.500	.369

A185 A194 E9 E22 E14

Fresa a candela in metallo duro integrale CoroMill® Plura con grande capacità di asportazione dei trucioli

Quando utilizzarla

Scelta prioritaria per la sgrossatura di alluminio, grafite e termoplastica

Materiale ISO	N O	
Qualità	H10F	N20C
Stelo	Cilindrico	Sottodimensionato

Gamma di prodotti

Per materiali non ferrosi

Per materiali non ferrosi con tenore di silicio > 9%

Fresa a candela in metallo duro integrale CoroMill® Plura con grande capacità di asportazione dei trucioli

Per materiali non ferrosi

FHA 25°
BSG COROMANT
TCDC h10
TCDCON h6



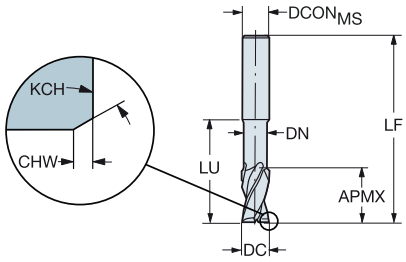

Versione metrica

DC	CZC_{MS}	APMX	CHW	KCH	LU	ZEFP	Codice di ordinazione	N / H10F	$DCON_{MS}$	LF	DN
									Dimensioni, millimetri		
2.0	3	3.0			9.0	2	2P120-0200-NC	★	3.0	38.0	1.9
3.0	3	4.0			12.0	2	2P120-0300-NC	★	3.0	38.0	2.9
4.0	4	6.0			14.0	2	2P120-0400-NC	★	4.0	50.0	3.8
5.0	6	8.0			16.0	2	2P120-0500-NC	★	6.0	57.0	4.8
6.0	6	10.0			28.0	2	2P120-0600-NC	★	6.0	65.0	5.7
8.0	8	12.0			35.0	2	2P120-0800-NC	★	8.0	80.0	7.6
10.0	10	14.0	0.10	45°	45.0	2	2P120-1000-NC	★	10.0	90.0	9.5
12.0	12	16.0	0.10	45°	50.0	2	2P120-1200-NC	★	12.0	100.0	11.4
16.0	16	20.0	0.15	45°	63.0	2	2P120-1600-NC	★	16.0	115.0	15.2
20.0	20	20.0	0.15	45°	70.0	2	2P120-2000-NC	★	20.0	125.0	19.0

FHA 25°
BSG COROMANT
TCDC h10
TCDCON h6



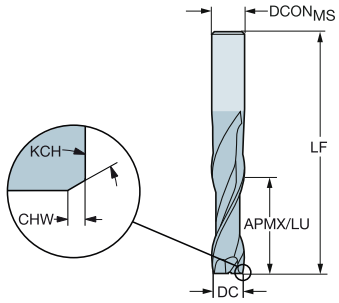

Versione metrica

DC	CZC_{MS}	APMX	CHW	KCH	LU	ZEFP	Codice di ordinazione	N / H10F	$DCON_{MS}$	LF
									Dimensioni, millimetri	
2.0	3	8.0			8.0	2	2P160-0200-NA	★	3.0	38.0
3.0	3	12.0			12.0	2	2P160-0300-NA	★	3.0	38.0
4.0	4	14.0			14.0	2	2P160-0400-NA	★	4.0	50.0
5.0	6	16.0			16.0	2	2P160-0500-NA	★	6.0	57.0
6.0	6	22.0			22.0	2	2P160-0600-NA	★	6.0	65.0
8.0	8	28.0			28.0	2	2P160-0800-NA	★	8.0	80.0
10.0	10	32.0	0.10	45°	32.0	2	2P160-1000-NA	★	10.0	90.0
12.0	12	38.0	0.10	45°	38.0	2	2P160-1200-NA	★	12.0	100.0

A187 A194 E9 E22 E14

Fresa a candela in metallo duro integrale CoroMill® Plura con grande capacità di asportazione dei trucioli

Per materiali non ferrosi

FHA	25°
BSG	COROMANT
TCDC	h10
TCDCON	h6

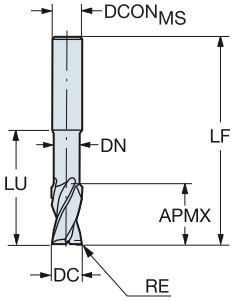

Versione metrica

DC	CZC_{MS}	APMX	RE	LU	ZEFP	Codice di ordinazione	N H10F	$DCON_{MS}$	LF	DN
								Dimensioni, millimetri		
2.0	3	3.0	0.15	5.0	2	2P121-0200-NC	★	3.0	38.0	1.8
	3	3.0	0.15	8.0	2	2P122-0200-NC	★	3.0	50.0	1.8
3.0	3	4.5	0.15	9.0	2	2P121-0300-NC	★	3.0	38.0	2.7
	3	4.5	0.15	12.0	2	2P122-0300-NC	★	3.0	50.0	2.7
4.0	4	6.0	0.15	12.0	2	2P121-0400-NC	★	4.0	50.0	3.7
	4	6.0	0.15	16.0	2	2P122-0400-NC	★	4.0	60.0	3.7
5.0	5	7.5	0.15	15.0	2	2P121-0500-NC	★	5.0	50.0	4.7
	5	7.5	0.15	20.0	2	2P122-0500-NC	★	5.0	60.0	4.6
6.0	6	9.0	0.15	18.0	2	2P121-0600-NC	★	6.0	57.0	5.7
	6	9.0	0.15	24.0	2	2P122-0600-NC	★	6.0	65.0	5.5
8.0	8	12.0	0.15	24.0	2	2P121-0800-NC	★	8.0	63.0	7.7
	8	12.0	0.15	32.0	2	2P122-0800-NC	★	8.0	80.0	7.4
10.0	10	15.0	0.15	30.0	2	2P121-1000-NC	★	10.0	72.0	9.7
	10	15.0	0.15	40.0	2	2P122-1000-NC	★	10.0	89.0	9.2
12.0	12	18.0	0.15	36.0	2	2P121-1200-NC	★	12.0	83.0	11.7
	12	18.0	0.15	48.0	2	2P122-1200-NC	★	12.0	100.0	11.0
14.0	14	21.0	0.15	42.0	2	2P121-1400-NC	★	14.0	83.0	13.7
16.0	16	24.0	0.15	48.0	2	2P121-1600-NC	★	16.0	92.0	15.7
	16	24.0	0.15	64.0	2	2P122-1600-NC	★	16.0	120.0	15.0
20.0	20	30.0	0.15	60.0	2	2P121-2000-NC	★	20.0	104.0	19.7
	20	30.0	0.15	80.0	2	2P122-2000-NC	★	20.0	150.0	19.0

A187 A194 E9 E22 E14

Fresa a candela in metallo duro integrale CoroMill® Plura con grande capacità di asportazione dei trucioli

Per materiali non ferrosi

FHA 25°
BSG COROMANT
TCDC h10
TCDCON h6

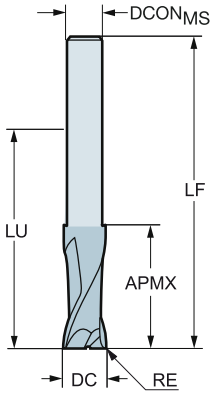

Versione metrica

DC	CZC$_{MS}$	APMX	RE	LU	ZEFP	Codice di ordinazione	N	Dimensioni, millimetri	
							H10F	DCON$_{MS}$	LF
3.0	2	4.0	0.15	32.0	2	2P123-0300-NG	★	2.9	60.0
4.0	3	5.0	0.15	32.0	2	2P123-0400-NG	★	3.8	60.0
5.0	4	8.0	0.15	42.0	2	2P123-0500-NG	★	4.8	70.0
6.0	5	9.0	0.15	64.0	2	2P123-0600-NG	★	5.8	100.0
8.0	7	11.0	0.15	64.0	2	2P123-0800-NG	★	7.8	100.0
10.0	9	15.0	0.15	60.0	2	2P123-1000-NG	★	9.7	100.0
12.0	11	17.0	0.15	80.0	2	2P123-1200-NG	★	11.7	125.0
16.0	15	23.0	0.15	77.0	2	2P123-1600-NG	★	15.7	125.0
20.0	19	26.0	0.15	100.0	2	2P123-2000-NG	★	19.7	150.0

FHA 25°
BSG COROMANT
TCDC h10
TCDCON h6

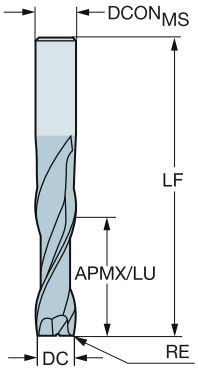

Versione metrica

DC	CZC$_{MS}$	APMX	RE	LU	ZEFP	Codice di ordinazione	N	Dimensioni, millimetri	
							H10F	DCON$_{MS}$	LF
2.0	3	8.0	0.15	8.0	2	2P170-0200-NA	★	3.0	50.0
3.0	3	12.0	0.15	12.0	2	2P170-0300-NA	★	3.0	50.0
4.0	4	16.0	0.15	16.0	2	2P170-0400-NA	★	4.0	60.0
5.0	5	20.0	0.15	20.0	2	2P170-0500-NA	★	5.0	60.0
6.0	6	24.0	0.15	24.0	2	2P170-0600-NA	★	6.0	65.0
7.0	7	28.0	0.15	28.0	2	2P170-0700-NA	★	7.0	79.0
8.0	8	32.0	0.15	32.0	2	2P170-0800-NA	★	8.0	79.0
9.0	9	36.0	0.15	36.0	2	2P170-0900-NA	★	9.0	88.0
10.0	10	40.0	0.15	40.0	2	2P170-1000-NA	★	10.0	88.0
12.0	12	48.0	0.15	48.0	2	2P170-1200-NA	★	12.0	99.0
14.0	14	56.0	0.15	56.0	2	2P170-1400-NA	★	14.0	105.0
16.0	16	64.0	0.15	64.0	2	2P170-1600-NA	★	16.0	120.0
20.0	20	80.0	0.15	80.0	2	2P170-2000-NA	★	20.0	150.0

A187 A194 E9 E22 E14

SANDVIK Coromant

Fresa a candela in metallo duro integrale CoroMill® Plura con grande capacità di asportazione dei trucioli

Per materiali non ferrosi

FHA	30°
BSG	COROMANT
TCDC	h10
TCDCON	h6

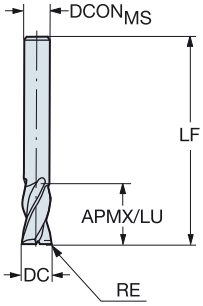

Versione metrica

DC	CZC_{MS}	APMX	RE	LU	ZEFP	Codice di ordinazione	N H10F	Dimensioni, millimetri $DCON_{MS}$	LF
2.0	3	4.0	0.15	4.0	2	2P232-0200-NA	★	3.0	38.0
3.0	3	5.0	0.15	5.0	2	2P232-0300-NA	★	3.0	38.0
4.0	4	7.0	0.15	7.0	2	2P232-0400-NA	★	4.0	50.0
5.0	5	9.0	0.15	9.0	2	2P232-0500-NA	★	5.0	50.0
6.0	6	18.0	0.15	18.0	2	2P232-0600-NA	★	6.0	57.0
7.0	7	18.0	0.15	18.0	2	2P232-0700-NA	★	7.0	60.0
8.0	8	18.0	0.15	18.0	2	2P232-0800-NA	★	8.0	63.0
9.0	9	20.0	0.15	20.0	2	2P232-0900-NA	★	9.0	67.0
10.0	10	22.0	0.15	22.0	2	2P232-1000-NA	★	10.0	72.0
12.0	12	22.0	0.15	22.0	2	2P232-1200-NA	★	12.0	83.0
14.0	14	25.0	0.15	25.0	2	2P232-1400-NA	★	14.0	83.0
16.0	16	29.0	0.15	29.0	2	2P232-1600-NA	★	16.0	92.0
18.0	18	33.0	0.15	33.0	2	2P232-1800-NA	★	18.0	92.0
20.0	20	36.0	0.15	36.0	2	2P232-2000-NA	★	20.0	104.0

A187 A194 E9 E22 E14

Fresa a candela in metallo duro integrale CoroMill® Plura con grande capacità di asportazione dei trucioli

Per materiali non ferrosi

FHA 30°
BSG COROMANT
TCDC h10
TCDCON h6

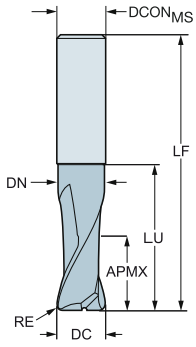

Versione metrica

DC	CZC$_{MS}$	APMX	RE	LU	ZEFP	Codice di ordinazione	N / H10F	DCON$_{MS}$	LF	DN
3.0	3	4.5	0.20	8.0	2	2S220-0300-020-NC	★	3.0	38.0	2.7
4.0	4	6.0	0.30	11.0	2	2S220-0400-030-NC	★	4.0	50.0	3.7
5.0	5	7.5	0.50	14.0	2	2S220-0500-050-NC	★	5.0	50.0	4.7
6.0	6	9.0	1.00	17.0	2	2S220-0600-100-NC	★	6.0	57.0	5.7
8.0	8	12.0	1.00	23.0	2	2S220-0800-100-NC	★	8.0	63.0	7.7
10.0	10	15.0	1.50	29.0	2	2S220-1000-150-NC	★	10.0	72.0	9.7
12.0	12	18.0	1.50	35.0	2	2S220-1200-150-NC	★	12.0	83.0	11.7
16.0	16	24.0	2.00	47.0	2	2S220-1600-200-NC	★	16.0	92.0	15.7

Dimensioni, millimetri

FHA 30°
BSG COROMANT
TCDC h10
TCDCON h6

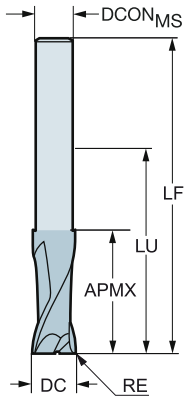

Versione metrica

DC	CZC$_{MS}$	APMX	RE	LU	ZEFP	Codice di ordinazione	N / H10F	DCON$_{MS}$	LF
3.0	2	4.0	0.20	32.0	2	2S221-0300-020-NG	★	2.9	60.0
4.0	3	5.0	0.30	32.0	2	2S221-0400-030-NG	★	3.8	60.0
5.0	4	8.0	0.50	42.0	2	2S221-0500-050-NG	★	4.8	70.0
6.0	5	9.0	1.00	64.0	2	2S221-0600-100-NG	★	5.8	100.0
8.0	7	13.0	1.00	64.0	2	2S221-0800-100-NG	★	7.8	100.0
10.0	9	15.0	1.50	60.0	2	2S221-1000-150-NG	★	9.7	100.0
12.0	11	17.0	1.50	80.0	2	2S221-1200-150-NG	★	11.7	125.0
16.0	15	23.0	2.00	77.0	2	2S221-1600-200-NG	★	15.7	125.0
20.0	19	26.0	2.50	100.0	2	2S221-2000-250-NG	★	19.7	150.0

Dimensioni, millimetri

A187 A194 E9 E22 E14

SANDVIK Coromant

Fresa a candela in metallo duro integrale CoroMill® Plura con grande capacità di asportazione dei trucioli

Per materiali non ferrosi

FHA	30°
BSG	DIN 6527 L
TCDC	h10
TCDCON	h6

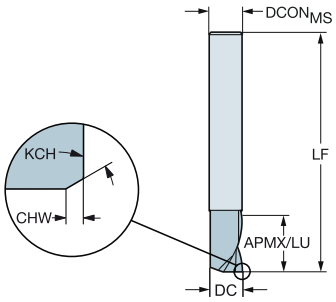

Versione metrica

DC	CZC_{MS}	APMX	CHW	KCH	LU	ZEFP	Codice di ordinazione	N 1630	N H10F	$DCON_{MS}$	LF
										Dimensioni, millimetri	
3.0	6	7.0			7.0	1	2P230-0300-NA		★	6.0	57.0
	6	7.0			7.0	1	2P231-0300-NA	★		6.0	57.0
4.0	6	8.0			8.0	1	2P230-0400-NA		★	6.0	57.0
	6	8.0			8.0	1	2P231-0400-NA	★		6.0	57.0
5.0	6	10.0			10.0	1	2P230-0500-NA		★	6.0	57.0
	6	10.0			10.0	1	2P231-0500-NA	★		6.0	57.0
6.0	6	10.0			10.0	1	2P230-0600-NA		★	6.0	57.0
	6	10.0			10.0	1	2P231-0600-NA	★		6.0	57.0
8.0	8	16.0			16.0	1	2P230-0800-NA		★	8.0	63.0
	8	16.0			16.0	1	2P231-0800-NA	★		8.0	63.0
10.0	10	19.0	0.10	45°	19.0	1	2P230-1000-NA		★	10.0	72.0
	10	19.0	0.10	45°	19.0	1	2P231-1000-NA	★		10.0	72.0

A187 A194 E9 E22 E14

Fresa a candela in metallo duro integrale CoroMill® Plura con grande capacità di asportazione dei trucioli

Per materiali non ferrosi con tenore di silicio > 9%

FHA	30°
BSG	COROMANT
TCDC	h10
TCDCON	h6

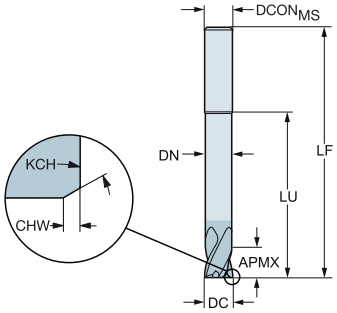

Versione metrica

DC	CZC$_{MS}$	APMX	CHW	KCH	LU	ZEFP	Codice di ordinazione	N 20C	O 20C	Dimensioni, millimetri DCON$_{MS}$	LF	DN
1.0	3	1.0			2.0	2	2P210-0100-NC	★	☆	3.0	50.0	
1.5	3	1.5			1.5	2	2P210-0150-NC	★	☆	3.0	50.0	
2.0	3	2.0			2.0	2	2P210-0200-NC	★	☆	3.0	50.0	
3.0	6	3.0			3.0	2	2P210-0300-NC	★	☆	6.0	80.0	
4.0	6	4.0			40.0	2	2P210-0400-NC	★	☆	6.0	100.0	3.8
5.0	6	5.0			50.0	2	2P210-0500-NC	★	☆	6.0	100.0	4.8
6.0	6	6.0			60.0	4	2P210-0600-NC	★	☆	6.0	100.0	5.7
8.0	8	8.0			80.0	4	2P210-0800-NC	★	☆	8.0	120.0	7.6
10.0	10	10.0	0.10	45°	100.0	4	2P210-1000-NC	★	☆	10.0	150.0	9.5
12.0	12	12.0	0.10	45°	100.0	4	2P210-1200-NC	★	☆	12.0	150.0	11.4
16.0	16	16.0	0.15	45°	100.0	4	2P210-1600-NC	★	☆	16.0	150.0	15.2

A187 A194 E9 E22 E14

ITA

CoroMill® Plura, fresa candela in metallo duro integrale per sgrossatura con rompitrucioli

Quando utilizzarlo

Scelta prioritaria per la sgrossatura di alluminio, grafite e termoplastica

Materiale ISO	P	M	K	S	N
Qualità	H10F	1620	1640		
Stelo	Cilindrico	Weldon			

CoroMill® Plura, fresa candela in metallo duro integrale per sgrossatura con rompitrucioli

Per materiali ISO S

FHA	30°
BSG	DIN 6527 L
TCDC	h10
TCDCON	h6

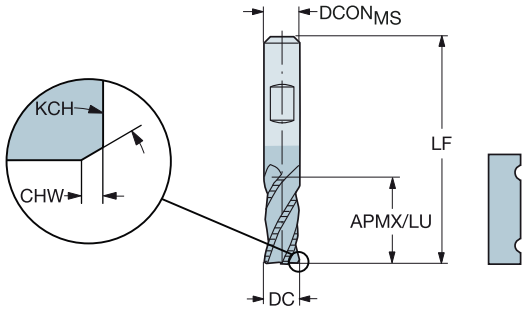

Versione metrica

DC	CZC_{MS}	APMX	CHW	KCH	LU	ZEFP	Codice di ordinazione	M 1620	S 1620	$DCON_{MS}$	LF
										Dimensioni, millimetri	
6.0	6	13.0			13.0	4	R216.34-06030-BC13B	☆	★	6.0	57.0
8.0	8	19.0			19.0	4	R216.34-08030-BC19B	☆	★	8.0	63.0
10.0	10	22.0	0.10	45°	22.0	4	R216.34-10030-BC22B	☆	★	10.0	72.0
12.0	12	26.0	0.10	45°	26.0	4	R216.34-12030-BC26B	☆	★	12.0	83.0
16.0	16	32.0	0.15	45°	32.0	4	R216.34-16030-BC32B	☆	★	16.0	92.0
18.0	18	32.0	0.15	45°	32.0	4	R216.34-18030-BC32B	☆	★	18.0	92.0
20.0	20	38.0	0.15	45°	38.0	4	R216.34-20030-BC38B	☆	★	20.0	104.0
25.0	25	45.0	0.15	45°	45.0	5	R216.35-25030-BC45B	☆	★	25.0	121.0

A188 A194 E9 E22 E14

CoroMill® Plura, fresa candela in metallo duro integrale per sgrossatura con rompitrucioli

Per materiali non ferrosi

FHA	40°
BSG	COROMANT
TCDC	h12
TCDCON	h5

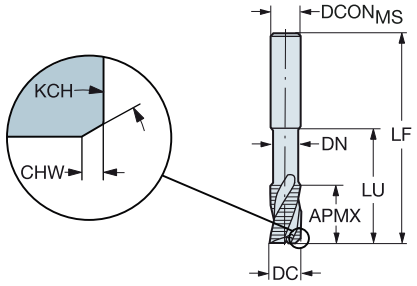

Versione metrica

DC	CZC_{MS}	APMX	CHW	KCH	LU	ZEFP	Codice di ordinazione	N / H10F	$DCON_{MS}$	LF	DN
									Dimensioni, millimetri		
6.0	8	10.0	0.64	55°	24.0	3	R216.33-06040-AJ10U	★	8.0	63.0	5.5
8.0	10	12.0	0.64	55°	29.0	3	R216.33-08040-AJ12U	★	10.0	72.0	7.5
10.0	12	14.0	0.83	55°	35.0	3	R216.33-10040-AJ14U	★	12.0	83.0	9.5
12.0	12	16.0	0.83	55°	50.0	3	R216.33-12040-AJ16U	★	12.0	100.0	11.4
16.0	16	20.0	1.00	55°	63.0	3	R216.33-16040-AJ20U	★	16.0	115.0	15.2
20.0	20	20.0	1.00	55°	70.0	3	R216.33-20040-AJ20U	★	20.0	125.0	19.0
25.0	25	25.0	1.29	55°	75.0	3	R216.33-25040-AJ25U	★	25.0	135.0	23.8

FHA	40°
BSG	DIN 6527 L
TCDC	h12
TCDCON	h5

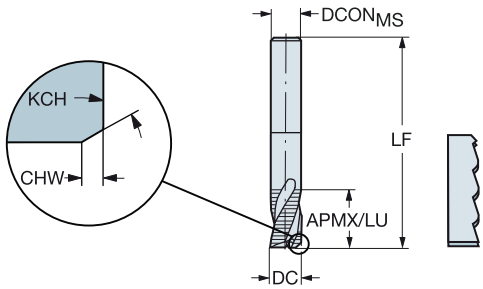

Versione metrica

DC	CZC_{MS}	APMX	CHW	KCH	LU	ZEFP	Codice di ordinazione	N / H10F	$DCON_{MS}$	LF
									Dimensioni, millimetri	
6.0	6	13.0	0.64	55°	13.0	3	R216.33-06040-AC13U	★	6.0	57.0
8.0	8	19.0	0.64	55°	19.0	3	R216.33-08040-AC19U	★	8.0	63.0
10.0	10	22.0	0.83	55°	22.0	3	R216.33-10040-AC22U	★	10.0	72.0
12.0	12	26.0	0.83	55°	26.0	3	R216.33-12040-AC26U	★	12.0	83.0
14.0	14	26.0	1.00	55°	26.0	3	R216.33-14040-AC26U	★	14.0	83.0
16.0	16	32.0	1.00	55°	32.0	3	R216.33-16040-AC32U	★	16.0	92.0
20.0	20	38.0	1.00	55°	38.0	3	R216.33-20040-AC38U	★	20.0	104.0

A188 A194 E9 E22 E14

CoroMill® Plura, fresa candela in metallo duro integrale per sgrossatura con rompitrucioli

Per acciaio con durezza ≤ 48 HRc

FHA 30°
BSG DIN 6527 K
TCDC h12
TCDCON h6

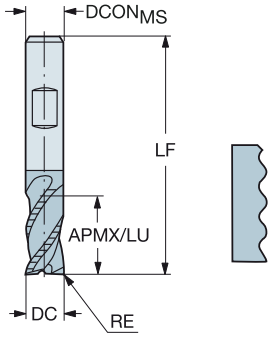

Versione metrica

DC	CZC_{MS}	APMX	RE	LU	ZEFP	Codice di ordinazione	P 1640	M 1640	K 1640	$DCON_{MS}$	LF
							Dimensioni, millimetri				
6.0	6	7.0	0.35	7.0	3	R216.33-06030-BS07K	★	☆	★	6.0	54.0
8.0	8	9.0	0.40	9.0	3	R216.33-08030-BS09K	★	☆	★	8.0	58.0
10.0	10	11.0	0.40	11.0	3	R216.33-10030-BS11K	★	☆	★	10.0	66.0
12.0	12	12.0	0.40	12.0	3	R216.33-12030-BS12K	★	☆	★	12.0	73.0
14.0	14	14.0	0.40	14.0	3	R216.33-14030-BS14K	★	☆	★	14.0	75.0
16.0	16	16.0	0.40	16.0	3	R216.33-16030-BS16K	★	☆	★	16.0	82.0
20.0	20	20.0	0.40	20.0	3	R216.33-20030-BS20K	★	☆	★	20.0	92.0

FHA 40°
BSG DIN 6527 L
TCDC h12
TCDCON h6

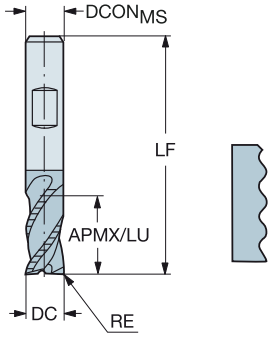

Versione metrica

DC	CZC_{MS}	APMX	RE	LU	ZEFP	Codice di ordinazione	P 1640	M 1640	K 1640	$DCON_{MS}$	LF
							Dimensioni, millimetri				
6.0	6	13.0	0.35	13.0	4	R216.34-06040-BC13K	★	☆	★	6.0	57.0
8.0	8	19.0	0.35	19.0	4	R216.34-08040-BC19K	★	☆	★	8.0	63.0
10.0	10	22.0	0.40	22.0	4	R216.34-10040-BC22K	★	☆	★	10.0	72.0
12.0	12	26.0	0.40	26.0	4	R216.34-12040-BC26K	★	☆	★	12.0	83.0
14.0	14	26.0	0.40	26.0	4	R216.34-14040-BC26K	★	☆	★	14.0	83.0
16.0	16	32.0	0.40	32.0	4	R216.34-16040-BC32K	★	☆	★	16.0	92.0
18.0	18	32.0	0.40	32.0	4	R216.34-18040-BC32K	★	☆	★	18.0	92.0
20.0	20	38.0	0.40	38.0	4	R216.34-20040-BC38K	★	☆	★	20.0	104.0

A188 A194 E9 E22 E14

SANDVIK Coromant

CoroMill® Plura, fresa candela in metallo duro integrale per sgrossatura con rompitrucioli

Per acciaio con durezza ≤ 48 HRc

FHA	45°
BSG	DIN 6527 L
TCDC	h12
TCDCON	h6

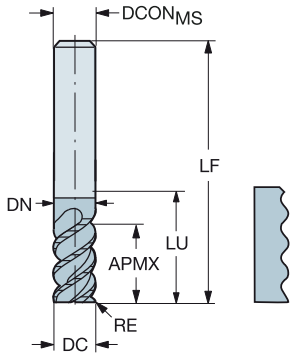

Versione metrica

DC	CZC_{MS}	APMX	RE	LU	ZEFP	Codice di ordinazione	P 1640	M 1640	K 1640	S 1640	$DCON_{MS}$	LF	DN
							Dimensioni, millimetri						
16.0	16	32.0	4.00	44.0	6	R216.36-16045ICC32K	★	☆	☆	☆	16.0	92.0	15.2
	16	32.0	4.00	64.0	6	R216.36-16045ICK32K	★	☆	☆	☆	16.0	112.0	15.2
20.0	20	38.0	4.00	54.0	6	R216.36-20045ICC38K	★	☆	☆	☆	20.0	104.0	19.0
	20	38.0	4.00	80.0	6	R216.36-20045ICK38K	★	☆	☆	☆	20.0	130.0	19.0
25.0	25	45.0	4.00	65.0	8	R216.38-25045ICC45K	★	☆	☆	☆	25.0	121.0	23.8
	25	45.0	4.00	100.0	8	R216.38-25045ICK45K	★	☆	☆	☆	25.0	156.0	23.8

A188 A194 E9 E22 E14

CoroMill® Plura, fresa candela in metallo duro integrale per sgrossatura con rompitrucioli

Per acciaio e acciaio inossidabile



FHA 40°
BSG DIN 6527 K
TCDC h12
TCDCON h6

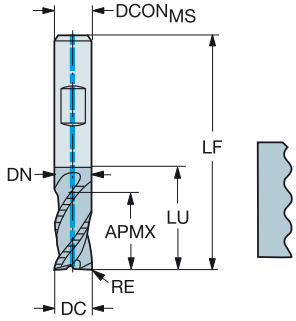

Versione metrica

DC	CZC_{MS}	APMX	RE	LU	CNSC	CXSC	ZEFP	Codice di ordinazione	P 1640	M 1640	K 1640	S 1640	Dimensioni, millimetri $DCON_{MS}$	LF	DN
6.0	6	7.0	0.35	16.0	1	1	4	R215.34C06040-DS07K	★	★	☆	☆	6.0	54.0	5.5
8.0	8	9.0	0.40	20.0	1	1	4	R215.34C08040-DS09K	★	★	☆	☆	8.0	58.0	7.5
10.0	10	11.0	0.40	24.0	1	1	4	R215.34C10040-DS11K	★	★	☆	☆	10.0	66.0	9.5
12.0	12	12.0	0.40	26.0	1	1	4	R215.34C12040-DS12K	★	★	☆	☆	12.0	73.0	11.4
16.0	16	16.0	0.40	32.0	1	1	4	R215.34C16040-DS16K	★	★	☆	☆	16.0	82.0	15.2
20.0	20	20.0	0.40	40.0	1	1	4	R215.34C20040-DS20K	★	★	☆	☆	20.0	92.0	19.0

FHA 40°
BSG DIN 6527 L
TCDC h12
TCDCON h6

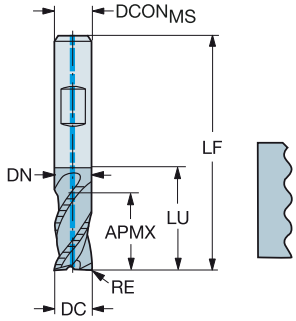

Versione metrica

DC	CZC_{MS}	APMX	RE	LU	CNSC	CXSC	ZEFP	Codice di ordinazione	P 1640	M 1640	K 1640	S 1640	Dimensioni, millimetri $DCON_{MS}$	LF	DN
6.0	6	13.0	0.35	19.0	1	1	4	R215.34C06040-DC13K	★	★	☆	☆	6.0	57.0	5.5
8.0	8	19.0	0.40	25.0	1	1	4	R215.34C08040-DC19K	★	★	☆	☆	8.0	63.0	7.5
10.0	10	22.0	0.40	30.0	1	1	4	R215.34C10040-DC22K	★	★	☆	☆	10.0	72.0	9.5
12.0	12	26.0	0.40	36.0	1	1	4	R215.34C12040-DC26K	★	★	☆	☆	12.0	83.0	11.4
16.0	16	32.0	0.40	42.0	1	1	4	R215.34C16040-DC32K	★	★	☆	☆	16.0	92.0	15.2
20.0	20	38.0	0.40	52.0	1	1	4	R215.34C20040-DC38K	★	★	☆	☆	20.0	104.0	19.0

A188 A194 E9 E22 E28 E14

SANDVIK Coromant

Fresa a candela in metallo duro integrale CoroMill® Plura per finitura

Quando utilizzarla

Scelta prioritaria per la finitura nelle operazioni di fresatura di spallamenti
Utilizzabile per operazioni di sgrossatura con basso impegno radiale se si desidera una velocità di avanzamento elevata (strategia trocoidale)

Materiale ISO	**P**	**M**	**K**	**S**	**H**
Qualità	1610		1620		
Stelo	Cilindrico				

Gamma di prodotti

Per acciaio temprato con durezza 43≤ HRc ≤63

Per acciaio e acciaio inossidabile con durezza ≤ 48 HRc



Fresa a candela in metallo duro integrale CoroMill® Plura per finitura

Per acciaio temprato con durezza 43≤ HRc ≤63

FHA 30°
BSG DIN 6527 L
TCDC h10
TCDCON h6

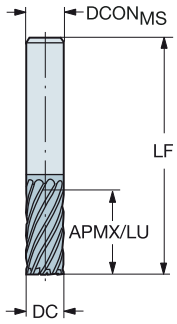

Versione metrica

DC	CZC_{MS}	APMX	LU	ZEFP	Codice di ordinazione	P 1610	H 1610	$DCON_{MS}$	LF
								Dimensioni, millimetri	
5.0	6	13.0	13.0	6	R215.36-05030-AC13H	☆	★	6.0	57.0
6.0	6	13.0	13.0	6	R215.36-06030-AC13H	☆	★	6.0	57.0
8.0	8	19.0	19.0	8	R215.38-08030-AC19H	☆	★	8.0	63.0
10.0	10	22.0	22.0	10	R215.3A-10030-AC22H	☆	★	10.0	72.0
12.0	12	26.0	26.0	12	R215.3C-12030-AC26H	☆	★	12.0	83.0
14.0	14	26.0	26.0	14	R215.3E-14030-AC26H	☆	★	14.0	83.0
16.0	16	32.0	32.0	16	R215.3G-16030-AC32H	☆	★	16.0	92.0
20.0	20	38.0	38.0	16	R215.3G-20030-AC38H	☆	★	20.0	104.0

FHA 50°
BSG DIN 6527 L
TCDC h10
TCDCON h6

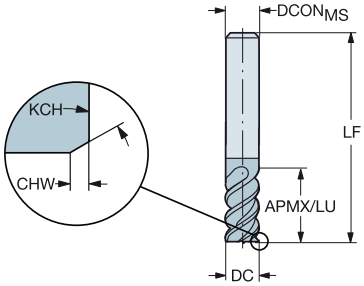

Versione metrica

DC	CZC_{MS}	APMX	CHW	KCH	LU	ZEFP	Codice di ordinazione	P 1610	H 1610	$DCON_{MS}$	LF
										Dimensioni, millimetri	
3.0	6	8.0	0.10	45°	8.0	4	R215.34-03050-AC08H	☆	★	6.0	57.0
4.0	6	11.0	0.10	45°	11.0	4	R215.34-04050-AC11H	☆	★	6.0	57.0
6.0	6	13.0	0.10	45°	13.0	6	R215.36-06050-AC13H	☆	★	6.0	57.0
8.0	8	19.0	0.10	45°	19.0	6	R215.36-08050-AC19H	☆	★	8.0	63.0
10.0	10	22.0	0.10	45°	22.0	6	R215.36-10050-AC22H	☆	★	10.0	72.0
12.0	12	26.0	0.10	45°	26.0	6	R215.36-12050-AC26H	☆	★	12.0	83.0
16.0	16	32.0	0.15	45°	32.0	6	R215.36-16050-AC32H	☆	★	16.0	92.0
20.0	20	38.0	0.15	45°	38.0	8	R215.38-20050-AC38H	☆	★	20.0	104.0

A189 A194 E9 E22 E14

SANDVIK Coromant

Fresa a candela in metallo duro integrale CoroMill® Plura per finitura

Per acciaio temprato con durezza 43≤ HRc ≤63

FHA	50°
BSG	DIN 6527 L
TCDC	h9
TCDCON	h5

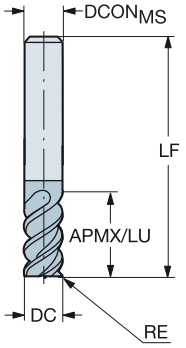

Versione metrica

DC	CZC_{MS}	APMX	RE	LU	ZEFP	Codice di ordinazione	P 1610	H 1610	Dimensioni, millimetri $DCON_{MS}$	LF
3.0	6	8.0	0.50	8.0	4	R215.24-03050BAC08H	☆	★	6.0	57.0
4.0	6	11.0	0.50	11.0	4	R215.24-04050BAC11H	☆	★	6.0	57.0
6.0	6	13.0	0.50	13.0	6	R215.26-06050BAC13H	☆	★	6.0	57.0
8.0	8	19.0	0.50	19.0	6	R215.26-08050BAC19H	☆	★	8.0	63.0
10.0	10	22.0	1.00	22.0	6	R215.26-10050CAC22H	☆	★	10.0	72.0
	10	22.0	1.50	22.0	6	R215.26-10050DAC22H	☆	★	10.0	72.0
	10	22.0	2.00	22.0	6	R215.26-10050EAC22H	☆	★	10.0	72.0
12.0	12	26.0	1.00	26.0	6	R215.26-12050CAC26H	☆	★	12.0	83.0
16.0	16	32.0	1.50	32.0	6	R215.26-16050DAC32H	☆	★	16.0	92.0
20.0	20	38.0	1.50	38.0	8	R215.28-20050DAC38H	☆	★	20.0	104.0

A189 A194 E9 E22 E14

Fresa a candela in metallo duro integrale CoroMill® Plura per finitura

Per acciaio inossidabile e acciaio con durezza ≤ 48 HRc

FHA	50°
BSG	DIN 6527 L
TCDC	h10
TCDCON	h6

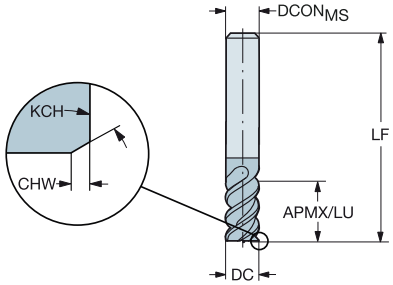

Versione metrica

DC	CZC_{MS}	APMX	CHW	KCH	LU	ZEFP	Codice di ordinazione	P 1620	M 1620	K 1620	S 1620	$DCON_{MS}$	LF
								Dimensioni, millimetri					
3.0	6	8.0	0.10	45°	8.0	4	R215.34-03050-AC08L	★	★	☆	☆	6.0	57.0
4.0	6	11.0	0.10	45°	11.0	4	R215.34-04050-AC11L	★	★	☆	☆	6.0	57.0
5.0	6	13.0	0.10	45°	13.0	5	R215.35-05050-AC13L	★	★	☆	☆	6.0	57.0
6.0	6	13.0	0.10	45°	13.0	6	R215.36-06050-AC13L	★	★	☆	☆	6.0	57.0
8.0	8	19.0	0.10	45°	19.0	6	R215.36-08050-AC19L	★	★	☆	☆	8.0	63.0
10.0	10	22.0	0.10	45°	22.0	6	R215.36-10050-AC22L	★	★	☆	☆	10.0	72.0
12.0	12	26.0	0.10	45°	26.0	6	R215.36-12050-AC26L	★	★	☆	☆	12.0	83.0
16.0	16	32.0	0.15	45°	32.0	6	R215.36-16050-AC32L	★	★	☆	☆	16.0	92.0
20.0	20	38.0	0.15	45°	38.0	8	R215.38-20050-AC38L	★	★	☆	☆	20.0	104.0

A189 A194 E9 E22 E14

SANDVIK Coromant

Fresa a candela in metallo duro integrale CoroMill® Plura per finitura

Per acciaio inossidabile e acciaio con durezza ≤ 48 HRc

FHA	60°
BSG	DIN 6527 L
TCDC	h10
TCDCON	h6

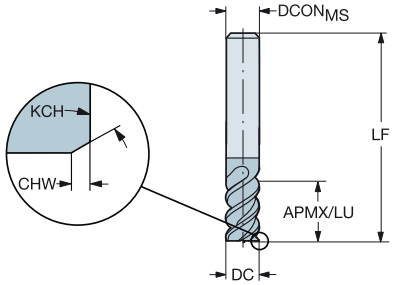

Versione metrica

DC	CZC_{MS}	APMX	CHW	KCH	LU	ZEFP	Codice di ordinazione	P 1620	M 1620	K 1620	S 1620	$DCON_{MS}$	LF
												Dimensioni, millimetri	
6.0	6	13.0	0.10	45°	13.0	6	R215.36-06060-AC13L	★	★	☆	☆	6.0	57.0
8.0	8	19.0	0.10	45°	19.0	6	R215.36-08060-AC19L	★	★	☆	☆	8.0	63.0
10.0	10	22.0	0.10	45°	22.0	6	R215.36-10060-AC22L	★	★	☆	☆	10.0	72.0
12.0	12	26.0	0.10	45°	26.0	6	R215.36-12060-AC26L	★	★	☆	☆	12.0	83.0
14.0	14	26.0	0.15	45°	26.0	6	R215.36-14060-AC26L	★	★	☆	☆	14.0	83.0
16.0	16	32.0	0.15	45°	32.0	6	R215.36-16060-AC32L	★	★	☆	☆	16.0	92.0
18.0	18	32.0	0.15	45°	32.0	6	R215.36-18060-AC32L	★	★	☆	☆	18.0	92.0
20.0	20	38.0	0.15	45°	38.0	6	R215.36-20060-AC38L	★	★	☆	☆	20.0	104.0

A189 A194 E9 E22 E14

Fresa a candela in metallo duro integrale CoroMill® Plura per finitura

Per acciaio inossidabile e acciaio con durezza ≤ 48 HRc

FHA	50°
BSG	COROMANT
TCDC	h9
TCDCON	h6

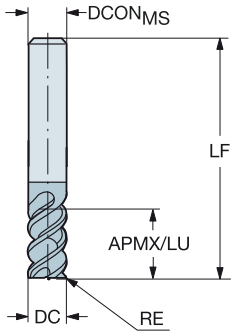

Versione in pollici

DC	CZCMS	APMX	RE	LU	ZEFP	Codice di ordinazione	P 1620	M 1620	K 1620	S 1620	Dimensioni, pollici DCONMS	LF
.063	1/4	.188	.016	.188	4	RA215.24-0450AAK13L	★	★	☆	☆	.250	3.000
.094	1/4	.281	.016	.281	4	RA215.24-0650AAK18L	★	★	☆	☆	.250	3.000
	1/4	.281	.031	.281	4	RA215.24-0650BAK18L	★	★	☆	☆	.250	3.000
.125	1/4	.375	.016	.375	4	RA215.24-0850AAK06L	★	★	☆	☆	.250	3.000
	1/4	.375	.031	.375	4	RA215.24-0850BAK06L	★	★	☆	☆	.250	3.000
.156	1/4	.500	.016	.500	4	RA215.24-1050AAK08L	★	★	☆	☆	.250	3.000
	1/4	.500	.031	.500	4	RA215.24-1050BAK08L	★	★	☆	☆	.250	3.000
.188	1/4	.571	.016	.563	6	RA215.26-1250AAK09L	★	★	☆	☆	.250	3.000
	1/4	.571	.031	.563	6	RA215.26-1250BAK09L	★	★	☆	☆	.250	3.000
.250	1/4	.750	.016	.750	6	RA215.26-1650AAK12L	★	★	☆	☆	.250	3.000
	1/4	.750	.031	.750	6	RA215.26-1650BAK12L	★	★	☆	☆	.250	3.000
	1/4	1.125	.031	1.125	6	RA215.26-1650BAL18L	★	★	☆	☆	.250	4.000
.313	3/8	1.000	.016	1.000	6	RA215.26-2050AAK15L	★	★	☆	☆	.375	3.500
	3/8	1.400	.031	1.406	6	RA215.26-2050BAL23L	★	★	☆	☆	.375	4.500
	3/8	1.000	.031	1.000	6	RA215.26-2050BAK15L	★	★	☆	☆	.375	3.500
.375	3/8	1.125	.031	1.125	6	RA215.26-2450BAK18L	★	★	☆	☆	.375	3.500
	3/8	1.666	.063	1.688	6	RA215.26-2450DAL27L	★	★	☆	☆	.375	4.500
	3/8	1.125	.063	1.125	6	RA215.26-2450DAK18L	★	★	☆	☆	.375	3.500
.500	1/2	1.500	.031	1.500	6	RA215.26-3250BAK24L	★	★	☆	☆	.500	4.000
	1/2	1.500	.063	1.500	6	RA215.26-3250DAK24L	★	★	☆	☆	.500	4.000
	1/2	2.250	.063	2.250	6	RA215.26-3250DAL36L	★	★	☆	☆	.500	5.000
.625	5/8	1.875	.063	1.875	6	RA215.26-4050DAK30L	★	★	☆	☆	.625	4.500
	5/8	2.813	.125	2.813	6	RA215.26-4050HAL45L	★	★	☆	☆	.625	5.500
.750	3/4	2.250	.063	2.250	8	RA215.28-4850DAK36L	★	★	☆	☆	.750	5.000
	3/4	3.375	.125	3.375	8	RA215.28-4850HAL54L	★	★	☆	☆	.750	6.000

A189 A194 E9 E22 E14

SANDVIK Coromant

Fresa a candela in metallo duro integrale CoroMill® Plura per microfresatura

Quando utilizzarla

Utensile eccellente, specifico per la sgrossatura nella lavorazione di piccoli componenti

Materiale ISO	**P** **M** **K** **N** **S** **H**
Qualità	1620
Stelo	Cilindrico

Gamma di prodotti

Per componenti multimateriale con durezza ≤ 63 HRc

Fresa a candela in metallo duro integrale CoroMill® Plura per microfresatura

Per componenti multimateriale con durezza ≤ 63 HRc

FHA 30°
BSG COROMANT
TCDC h9
TCDCON h6

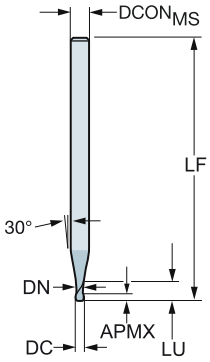

Versione metrica

DC	CZC_{MS}	APMX	LU	ZEFP	Codice di ordinazione	P 1620	M 1620	K 1620	N 1620	S 1620	H 1620	Dimensioni, millimetri $DCON_{MS}$	LF	DN
0.4	3	0.4	1.3	2	2P211-0040-PC	★	★	★	★	★	★	3.0	38.0	0.4
0.5	3	0.5	1.5	2	2P211-0050-PC	★	★	★	★	★	★	3.0	38.0	0.5
	3	0.5	2.5	2	2P212-0050-PC	★	★	★	★	★	★	3.0	60.0	0.5
0.6	3	0.6	1.8	2	2P211-0060-PC	★	★	★	★	★	★	3.0	38.0	0.6
	3	0.6	3.0	2	2P212-0060-PC	★	★	★	★	★	★	3.0	60.0	0.6
0.8	3	0.8	2.0	2	2P211-0080-PC	★	★	★	★	★	★	3.0	38.0	0.8
	3	0.8	4.0	2	2P212-0080-PC	★	★	★	★	★	★	3.0	60.0	0.8
1.0	3	1.0	2.5	2	2P211-0100-PC	★	★	★	★	★	★	3.0	38.0	1.0
	3	1.0	5.0	2	2P212-0100-PC	★	★	★	★	★	★	3.0	60.0	1.0

FHA 30°
BSG COROMANT
TCDC h9
TCDCON h6

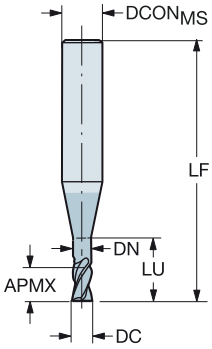

DC	CZC_{MS}	APMX	LU	ZEFP	Codice di ordinazione	P 1620	M 1620	K 1620	N 1620	S 1620	H 1620	Dimensioni, millimetri $DCON_{MS}$	LF	DN
0.4	6	0.4	1.0	2	R216.32-00430-AE04G	★	★	★	★	★	★	6.0	54.0	0.4
0.5	6	0.5	1.2	2	R216.32-00530-AE05G	★	★	★	★	★	★	6.0	54.0	0.5
	6	0.5	2.5	2	R216.32-00530-AI05G	★	★	★	★	★	★	6.0	57.0	0.5
	6	0.5	5.0	2	R216.32-00530-AJ05G	★	★	★	★	★	★	6.0	57.0	0.5
0.6	6	0.6	1.5	2	R216.32-00630-AE06G	★	★	★	★	★	★	6.0	54.0	0.6
	6	0.6	3.0	2	R216.32-00630-AI06G	★	★	★	★	★	★	6.0	57.0	0.6
	6	0.6	6.0	2	R216.32-00630-AJ06G	★	★	★	★	★	★	6.0	57.0	0.6
0.8	6	0.8	2.0	2	R216.32-00830-AE08G	★	★	★	★	★	★	6.0	54.0	0.8
	6	0.8	4.0	2	R216.32-00830-AI08G	★	★	★	★	★	★	6.0	57.0	0.8
	6	0.8	8.0	2	R216.32-00830-AJ08G	★	★	★	★	★	★	6.0	57.0	0.8
1.0	6	1.0	2.5	2	R216.32-01030-AE10G	★	★	★	★	★	★	6.0	54.0	1.0
	6	1.0	5.0	2	R216.32-01030-AI10G	★	★	★	★	★	★	6.0	57.0	1.0
	6	1.0	10.0	2	R216.32-01030-AJ10G	★	★	★	★	★	★	6.0	57.0	1.0

A190 A194 E9 E22 E14

SANDVIK Coromant

Fresa a candela con testa sferica in metallo duro integrale CoroMill® Plura per microfresatura

Quando utilizzarla

Profilatura nella lavorazione di piccoli componenti

Materiale ISO	P	M	K	N	S	H
Qualità	1620	1700				
Stelo	Cilindrico					

Gamma di prodotti

Multimateriale con durezza ≤ 63 HRc

Per acciaio temprato con durezza 43≤ HRc ≤63

Fresa a candela con testa sferica in metallo duro integrale CoroMill® Plura per microfresatura

Per componenti multimateriale con durezza ≤ 63 HRc

FHA	30°
BSG	COROMANT
TCDC	h9
TCDCON	h6
PSIR	0°

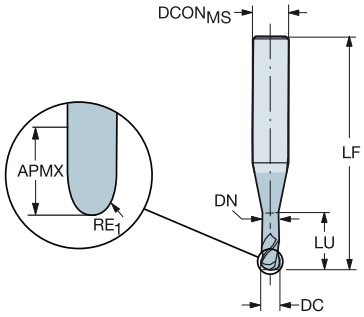

Versione metrica

DC	CZC_{MS}	APMX	RE_1	LU	ZEFP	Codice di ordinazione	P 1620	M 1620	K 1620	N 1620	S 1620	H 1620	$DCON_{MS}$	LF	DN
							Dimensioni, millimetri								
0.4	6	0.4	0.20	1.0	2	R216.42-00430-AE04G	★	★	★	★	★	★	6.0	54.0	0.4
0.5	6	0.5	0.25	1.2	2	R216.42-00530-AE05G	★	★	★	★	★	★	6.0	54.0	0.5
0.6	6	0.6	0.30	1.5	2	R216.42-00630-AE06G	★	★	★	★	★	★	6.0	54.0	0.6
0.8	6	0.8	0.40	2.0	2	R216.42-00830-AE08G	★	★	★	★	★	★	6.0	54.0	0.8
1.0	6	1.0	0.50	2.5	2	R216.42-01030-AE10G	★	★	★	★	★	★	6.0	54.0	1.0

FHA	30°
BSG	COROMANT
TCDC	h9
TCDCON	h6
PSIR	0°

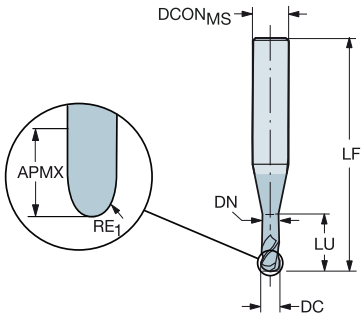

Versione metrica

DC	CZC_{MS}	APMX	RE_1	LU	ZEFP	Codice di ordinazione	P 1620	M 1620	K 1620	N 1620	S 1620	H 1620	$DCON_{MS}$	LF	DN
							Dimensioni, millimetri								
0.5	6	0.5	0.25	2.5	2	R216.42-00530-AO05G	★	★	★	★	★	★	6.0	57.0	0.5
0.6	6	0.6	0.30	3.0	2	R216.42-00630-AO06G	★	★	★	★	★	★	6.0	57.0	0.6
0.8	6	0.8	0.40	4.0	2	R216.42-00830-AO08G	★	★	★	★	★	★	6.0	57.0	0.8
1.0	6	1.0	0.50	5.0	2	R216.42-01030-AO10G	★	★	★	★	★	★	6.0	57.0	1.0

A190 A194 E9 E22 E14

Fresa a candela con testa sferica in metallo duro integrale CoroMill® Plura per microfresatura

Per componenti multimateriale con durezza ≤ 63 HRc

FHA	30°
BSG	COROMANT
TCDC	h9
TCDCON	h6
PSIR	0°

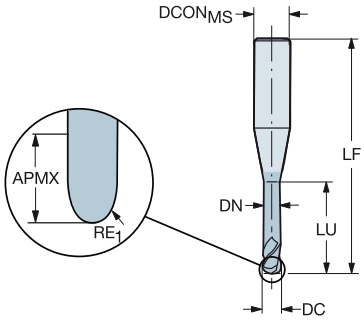

Versione metrica

DC	CZC_{MS}	APMX	RE_1	LU	ZEFP	Codice di ordinazione	P 1620	M 1620	K 1620	N 1620	S 1620	H 1620	Dimensioni, millimetri $DCON_{MS}$	LF	DN
0.5	6	0.5	0.25	5.0	2	R216.42-00530-AJ05G	★	★	★	★	★	★	6.0	57.0	0.5
0.6	6	0.6	0.30	6.0	2	R216.42-00630-AJ06G	★	★	★	★	★	★	6.0	57.0	0.6
0.8	6	0.8	0.40	8.0	2	R216.42-00830-AJ08G	★	★	★	★	★	★	6.0	57.0	0.8
1.0	6	1.0	0.50	10.0	2	R216.42-01030-AJ10G	★	★	★	★	★	★	6.0	57.0	1.0

A190 A194 E9 E22 E14

Fresa a candela con testa sferica in metallo duro integrale CoroMill® Plura per microfresatura

Per acciaio temprato con durezza 43≤ HRc ≤63

FHA	30°
BSG	COROMANT
TCDC	h8
TCDCON	h5
PSIR	0°

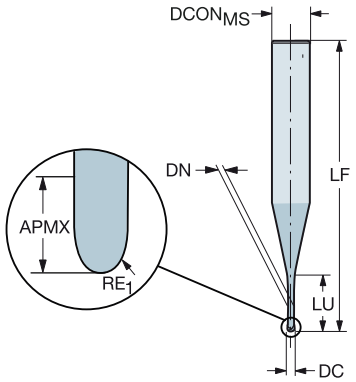

Versione metrica

DC	CZC_{MS}	APMX	RE_1	LU	ZEFP	Codice di ordinazione	H 1700	Dimensioni, millimetri $DCON_{MS}$	LF	DN
0.2	4	0.2	0.10	0.3	2	R216.42-00230-EC02G	★	4.0	45.0	0.2
	4	0.2	0.10	2.0	2	R216.42-00230-IC02G	★	4.0	45.0	0.2
0.3	4	0.3	0.15	0.5	2	R216.42-00330-EC03G	★	4.0	45.0	0.3
	4	0.3	0.15	0.9	2	R216.42-00330-FC03G	★	4.0	45.0	0.3
	4	0.3	0.15	1.5	2	R216.42-00330-GC03G	★	4.0	45.0	0.3
	4	0.3	0.15	2.0	2	R216.42-00330-HC03G	★	4.0	45.0	0.3
	4	0.3	0.15	3.0	2	R216.42-00330-JC03G	★	4.0	45.0	0.3
0.4	4	0.3	0.20	0.6	2	R216.42-00430-EC04G	★	4.0	45.0	0.4
	4	0.3	0.20	1.2	2	R216.42-00430-FC04G	★	4.0	45.0	0.4
	4	0.3	0.20	2.0	2	R216.42-00430-GC04G	★	4.0	45.0	0.4
	4	0.3	0.20	4.0	2	R216.42-00430-JC04G	★	4.0	45.0	0.4
0.5	4	0.4	0.25	0.8	2	R216.42-00530-EC05G	★	4.0	45.0	0.5
	4	0.4	0.25	1.5	2	R216.42-00530-FC05G	★	4.0	45.0	0.5
	4	0.4	0.25	3.0	2	R216.42-00530-HC05G	★	4.0	45.0	0.5
	4	0.4	0.25	5.0	2	R216.42-00530-JC05G	★	4.0	45.0	0.5
0.8	4	0.5	0.40	1.2	2	R216.42-00830-EC08G	★	4.0	45.0	0.8
	4	0.5	0.40	2.4	2	R216.42-00830-FC08G	★	4.0	45.0	0.8
1.0	6	0.8	0.50	1.5	2	R216.42-01030-EC10G	★	6.0	45.0	1.0
	6	0.8	0.50	3.0	2	R216.42-01030-FC10G	★	6.0	45.0	1.0
	6	0.8	0.50	6.0	2	R216.42-01030-HC10G	★	6.0	45.0	1.0
	6	0.8	0.50	10.0	2	R216.42-01030-JC10G	★	6.0	50.0	1.0
1.2	6	1.1	0.60	3.6	2	R216.42-01230-FC12G	★	6.0	45.0	1.2
1.5	6	1.4	0.75	2.3	2	R216.42-01530-EC15G	★	6.0	45.0	1.4
	6	1.4	0.75	4.5	2	R216.42-01530-FC15G	★	6.0	45.0	1.4
	6	1.4	0.75	8.0	2	R216.42-01530-GC15G	★	6.0	45.0	1.4
	6	1.4	0.75	12.0	2	R216.42-01530-IC15G	★	6.0	50.0	1.4
2.0	6	1.7	1.00	3.0	2	R216.42-02030-EC20G	★	6.0	45.0	1.9
	6	1.7	1.00	6.0	2	R216.42-02030-FC20G	★	6.0	45.0	1.9
	6	1.7	1.00	8.0	2	R216.42-02030-GC20G	★	6.0	45.0	1.9
	6	1.7	1.00	12.0	2	R216.42-02030-HC20G	★	6.0	50.0	1.9
	6	1.7	1.00	16.0	2	R216.42-02030-IC20G	★	6.0	50.0	1.9
	6	1.7	1.00	20.0	2	R216.42-02030-JC20G	★	6.0	55.0	1.9
2.5	6	2.0	1.25	15.0	2	R216.42-02530-HC25G	★	6.0	50.0	2.4
	6	2.0	1.25	20.0	2	R216.42-02530-IC25G	★	6.0	55.0	2.4

A190 A194 E9 E22 E14

Fresa a candela con testa sferica in metallo duro integrale CoroMill® Plura per profilatura

Quando utilizzarlo

Profilatura su materiali differenti

Materiale ISO	P	M	K	N	S	O
Qualità	1620	1630				
Stelo	Cilindrico					

Gamma di prodotti

Per componenti multimateriale con durezza ≤ 48 HRc

Fresa a candela con testa sferica in metallo duro integrale CoroMill® Plura per profilatura

Per materiali non ferrosi

FHA 30°
BSG COROMANT
TCDC h9
TCDCON h6
PSIR 0°

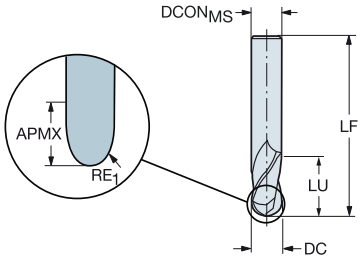

Versione metrica

DC	CZC_{MS}	APMX	RE_1	LU	ZEFP	Codice di ordinazione	N H10F	Dimensioni, millimetri $DCON_{MS}$	LF
2.0	6	6.0	1.00	6.0	2	R216.42-02030-AK60A	★	6.0	57.0
3.0	6	7.0	1.50	7.0	2	R216.42-03030-AK07A	★	6.0	80.0
4.0	6	8.0	2.00	8.0	2	R216.42-04030-AK08A	★	6.0	80.0
5.0	6	10.0	2.50	10.0	2	R216.42-05030-AK10A	★	6.0	80.0
6.0	6	10.0	3.00	10.0	2	R216.42-06030-AK10A	★	6.0	80.0
8.0	8	16.0	4.00	16.0	2	R216.42-08030-AK16A	★	8.0	100.0
10.0	10	19.0	5.00	19.0	2	R216.42-10030-AK19A	★	10.0	100.0
12.0	12	22.0	6.00	22.0	2	R216.42-12030-AK22A	★	12.0	100.0
16.0	16	26.0	8.00	26.0	2	R216.42-16030-AK26A	★	16.0	100.0

FHA 40°
BSG COROMANT
TCDC h10
TCDCON h6
PSIR 0°

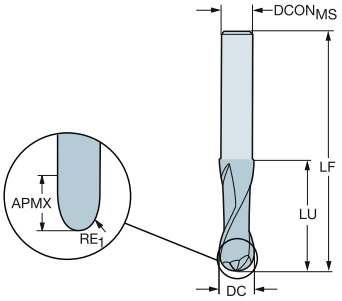

Versione metrica

DC	CZC_{MS}	APMX	RE_1	LU	ZEFP	Codice di ordinazione	N H10F	Dimensioni, millimetri $DCON_{MS}$	LF
3.0	2	4.0	1.50	32.0	2	2B320-0300-NG	★	2.9	60.0
4.0	3	5.0	2.00	32.0	2	2B320-0400-NG	★	3.8	60.0
5.0	4	8.0	2.50	42.0	2	2B320-0500-NG	★	4.8	70.0
6.0	5	9.0	3.00	64.0	2	2B320-0600-NG	★	5.8	100.0
8.0	7	13.0	4.00	64.0	2	2B320-0800-NG	★	7.8	100.0
10.0	9	15.0	5.00	60.0	2	2B320-1000-NG	★	9.7	100.0
12.0	11	17.0	6.00	80.0	2	2B320-1200-NG	★	11.7	125.0
16.0	15	23.0	8.00	77.0	2	2B320-1600-NG	★	15.7	125.0

A192 A194 E9 E22 E14

SANDVIK Coromant

ITA

Fresa a candela con testa sferica in metallo duro integrale CoroMill® Plura per profilatura

Per materiali non ferrosi

FHA	40°
BSG	COROMANT
TCDC	h10
TCDCON	h8
PSIR	0°

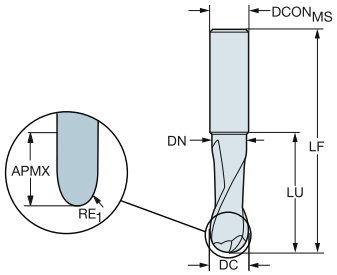

Versione metrica

DC	CZC_{MS}	APMX	RE_1	LU	ZEFP	Codice di ordinazione	N H10F	$DCON_{MS}$	LF	DN
3.0	3	5.0	1.50	8.8	2	2B330-0300-NC	★	3.0	38.0	2.7
4.0	4	7.0	2.00	11.8	2	2B330-0400-NC	★	4.0	50.0	3.7
5.0	5	10.0	2.50	14.8	2	2B330-0500-NC	★	5.0	50.0	4.7
6.0	6	11.0	3.00	17.8	2	2B330-0600-NC	★	6.0	57.0	5.7
8.0	8	14.0	4.00	23.8	2	2B330-0800-NC	★	8.0	63.0	7.7
10.0	10	18.0	5.00	29.8	2	2B330-1000-NC	★	10.0	73.0	9.7
12.0	12	22.0	6.00	35.8	2	2B330-1200-NC	★	12.0	83.0	11.7
16.0	16	29.0	8.00	47.8	2	2B330-1600-NC	★	16.0	92.0	15.7

Dimensioni, millimetri

A192 A194 E9 E22 E14

Fresa a candela con testa sferica in metallo duro integrale CoroMill® Plura per profilatura

Per materiali non ferrosi con tenore di silicio > 9%

FHA	30°
BSG	COROMANT
TCDC	h9
TCDCON	h8
PSIR	0°

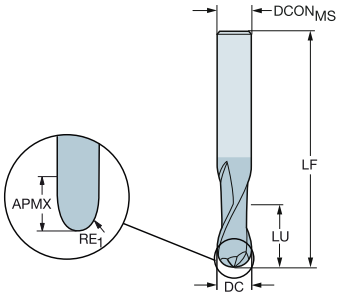

Versione metrica

DC	CZC_{MS}	APMX	RE_1	LU	ZEFP	Codice di ordinazione	N	O	$DCON_{MS}$	LF
							N20C	N20C	Dimensioni, millimetri	
1.0	3	3.0	0.50	3.0	2	2B230-0100-NA	★	☆	3.0	38.0
1.5	3	3.0	0.75	3.0	2	2B230-0150-NA	★	☆	3.0	38.0
2.0	3	6.0	1.00	6.0	2	2B230-0200-NA	★	☆	3.0	38.0
3.0	3	7.0	1.50	7.0	2	2B230-0300-NA	★	☆	3.0	38.0
4.0	6	8.0	2.00	8.0	2	2B230-0400-NA	★	☆	6.0	57.0
6.0	6	10.0	3.00	10.0	2	2B230-0600-NA	★	☆	6.0	57.0
8.0	8	16.0	4.00	16.0	2	2B230-0800-NA	★	☆	8.0	63.0
10.0	10	19.0	5.00	19.0	2	2B230-1000-NA	★	☆	10.0	72.0
12.0	12	22.0	6.00	22.0	2	2B230-1200-NA	★	☆	12.0	83.0

A192 A194 E9 E22 E14

SANDVIK Coromant

Fresa a candela con testa sferica in metallo duro integrale CoroMill® Plura per profilatura

Per acciaio e acciaio temprato con durezza ≤ 63 HRc

	R216.42..30-AI..G	R216.4x..30-AK..G
FHA	30°	30°
BSG	COROMANT	COROMANT
TCDC	h9	h9
TCDCON	h6	h6
PSIR	0°	0°

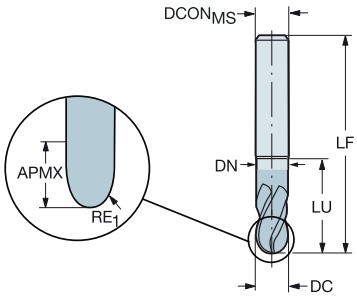

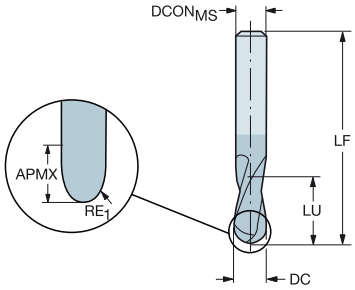

Versione metrica

DC	CZC_{MS}	APMX	RE_1	LU	ZEFP	Codice di ordinazione	P 1610	P 1620	M 1620	K 1620	S 1620	H 1610	Dimensioni, millimetri $DCON_{MS}$	LF	DN
1.0	6	1.0	0.50	1.0	2	R216.42-01030-AI10G	☆	★	★	☆	☆	★	6.0	57.0	
	6	1.5	0.50	1.5	2	R216.42-01030-AK15G	★	★	★	☆	☆	★	6.0	57.0	
1.5	6	1.5	0.75	2.0	2	R216.42-01530-AI15G	☆					★	6.0	57.0	
	6	2.0	0.75	2.0	2	R216.42-01530-AK20G	★	★	★	☆	☆	★	6.0	57.0	
2.0	6	2.0	1.00	2.0	2	R216.42-02030-AI20G	☆	★	★	☆	☆	★	6.0	57.0	
	6	3.0	1.00	3.0	2	R216.42-02030-AK30G	★	★	★	☆	☆	★	6.0	57.0	
2.5	6	2.5	1.25	2.0	2	R216.42-02530-AI25G	☆					★	6.0	57.0	
	6	3.0	1.25	3.0	2	R216.42-02530-AK30G	★	★	★	☆	☆	★	6.0	57.0	
3.0	6	3.0	1.50	3.0	2	R216.42-03030-AI03G	☆	★	★	☆	☆	★	6.0	57.0	
	6	4.0	1.50	4.0	2	R216.42-03030-AK04G	★	★	★	☆	☆	★	6.0	57.0	
4.0	6	4.0	2.00	4.0	2	R216.42-04030-AI04G	☆	★	★	☆	☆	★	6.0	57.0	
	6	5.0	2.00	5.0	2	R216.42-04030-AK05G	★	★	★	☆	☆	★	6.0	80.0	
5.0	6	5.0	2.50	20.0	2	R216.42-05030-AI05G	☆	★	★	☆	☆	★	6.0	57.0	4.9
	6	6.0	2.50	6.0	2	R216.42-05030-AK06G	★	★	★	☆	☆	★	6.0	80.0	
6.0	6	6.0	3.00	21.0	2	R216.42-06030-AI06G	☆	★	★	☆	☆	★	6.0	63.0	5.7
	6	10.0	3.00	10.0	2	R216.42-06030-AK10G	★	★	★	☆	☆	★	6.0	80.0	
8.0	8	8.0	4.00	27.0	2	R216.42-08030-AI08G	☆	★	★	☆	☆	★	8.0	63.0	7.7
	8	16.0	4.00	16.0	2	R216.42-08030-AK16G	★	★	★	☆	☆	★	8.0	100.0	
10.0	10	10.0	5.00	32.0	2	R216.42-10030-AI10G	☆	★	★	☆	☆	★	10.0	72.0	9.7
	10	19.0	5.00	19.0	2	R216.42-10030-AK19G	★	★	★	☆	☆	★	10.0	100.0	
12.0	12	12.0	6.00	36.0	2	R216.42-12030-AI12G	☆	★	★	☆	☆	★	12.0	83.0	11.4
	12	22.0	6.00	22.0	2	R216.42-12030-AK22G	★	★	★	☆	☆	★	12.0	100.0	
16.0	16	32.0	8.00	32.0	2	R216.42-16030-AK32G	★	★	★	☆	☆	★	16.0	125.0	

A192 A194 E9 E22 E14

Fresa a candela con testa sferica in metallo duro integrale CoroMill® Plura per profilatura

Per acciaio e acciaio temprato con durezza ≤ 63 HRc

FHA	30°
BSG	COROMANT
TCDC	h9
TCDCON	h6
PSIR	0°



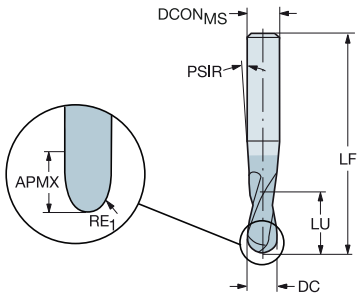

Versione metrica

DC	CZC$_{MS}$	APMX	RE$_1$	LU	ZEFP	Codice di ordinazione	P 1610	P 1620	M 1620	K 1620	S 1620	H 1610	DCON$_{MS}$	LF	PSIR
1.0	6	1.0	0.50	1.0	2	R216.42-01030-AP10G	★	★	★	☆	☆	★	6.0	80.0	0°
2.0	6	2.0	1.00	2.0	2	R216.42-02030-AP20G	★	★	★	☆	☆	★	6.0	80.0	0°
3.0	6	3.0	1.50	3.0	2	R216.42-03030-AP03G	★	★	★	☆	☆	★	6.0	80.0	0°
4.0	8	4.0	2.00	4.0	2	R216.42-04030-AP04G	★	★	★	☆	☆	★	8.0	90.0	0°
5.0	8	5.0	2.50	5.0	2	R216.42-05030-AP05G	★	★	★	☆	☆	★	8.0	100.0	0°
6.0	10	6.0	3.00	6.0	2	R216.42-06030-AP06G	★	★	★	☆	☆	★	10.0	100.0	0°
8.0	12	8.0	4.00	8.0	2	R216.42-08030-AP08G	★	★	★	☆	☆	★	12.0	100.0	0°
10.0	14	10.0	5.00	10.0	2	R216.42-10030-AP10G	★	★	★	☆	☆	★	14.0	125.0	0°
12.0	16	12.0	6.00	12.0	2	R216.42-12030-AP12G	★	★	★	☆	☆	★	16.0	140.0	0°

Dimensioni, millimetri

FHA	30°
BSG	COROMANT
TCDC	h7
TCDCON	h6
PSIR	0°

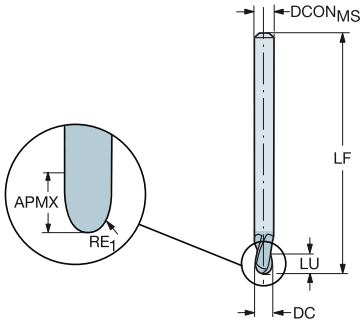

Versione metrica

DC	CZC$_{MS}$	APMX	RE$_1$	LU	ZEFP	Codice di ordinazione	P P10	M P10	K P10	S P10	H P10	DCON$_{MS}$	LF
3.0	3	5.0	1.50	5.0	2	R216.42-03030-AQ05G	★	☆	☆	☆	★	3.0	100.0
4.0	4	6.0	2.00	6.0	2	R216.42-04030-AQ06G	★	☆	☆	☆	★	4.0	100.0
6.0	6	9.0	3.00	9.0	2	R216.42-06030-AQ09G	★	☆	☆	☆	★	6.0	125.0
8.0	8	12.0	4.00	12.0	2	R216.42-08030-AQ12G	★	☆	☆	☆	★	8.0	150.0
10.0	10	15.0	5.00	15.0	2	R216.42-10030-AQ15G	★	☆	☆	☆	★	10.0	150.0
12.0	12	18.0	6.00	18.0	2	R216.42-12030-AQ18G	★	☆	☆	☆	★	12.0	150.0

Dimensioni, millimetri

A192 A194 E9 E22 E14

ITA

Fresa a candela con testa sferica in metallo duro integrale CoroMill® Plura per profilatura

Per acciaio inossidabile e acciaio con durezza ≤ 48 HRc

FHA	40°
BSG	COROMANT
TCDCON	h6
PSIR	3°

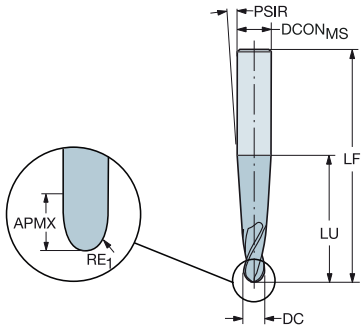

Versione metrica

DC	CZC_{MS}	APMX	RE_1	LU	ZEFP	Codice di ordinazione	P 1620	P 1630	M 1620	M 1630	K 1620	K 1630	N 1620	N 1630	S 1620	S 1630	H 1620	H 1630	$DCON_{MS}$	LF	PSIR
4.0	8	40.0	2.00	40.0	3	R216.53-04040RAL40G	☆		★		☆		☆		★		☆		8.0	80.0	3°
	8	10.0	2.00	10.0	2	R216.52-04040RAL10G		★		☆		★		☆		☆		☆	8.0	80.0	3°
6.0	10	12.0	3.00	12.0	2	R216.52-06040RAL12G		★		☆		★		☆		☆		☆	10.0	100.0	3°
	10	40.0	3.00	40.0	4	R216.54-06040RAL40G	☆		★		☆		☆		★		☆		10.0	100.0	3°
8.0	12	15.0	4.00	15.0	3	R216.53-08040RAL15G		★		☆		★		☆		☆		☆	12.0	100.0	3°
	12	40.0	4.00	40.0	4	R216.54-08040RAL40G	☆		★		☆		☆		★		☆		12.0	100.0	3°
10.0	14	40.0	5.00	40.0	4	R216.54-10040RAL40G	☆		★		☆		☆		★		☆		14.0	115.0	3°
12.0	16	42.0	6.00	42.0	4	R216.54-12040RAL42G	☆		★		☆		☆		★		☆		16.0	115.0	3°
16.0	20	45.0	8.00	45.0	4	R216.54-16040RAL45G	☆		★		☆		☆		★		☆		20.0	125.0	3°

A192 A194 E9 E22 E14

Fresa a candela con testa sferica in metallo duro integrale CoroMill® Plura per profilatura

Per acciaio temprato con durezza 43≤ HRc ≤63



FHA 30°
BSG COROMANT
TCDCON h6
PSIR 0°

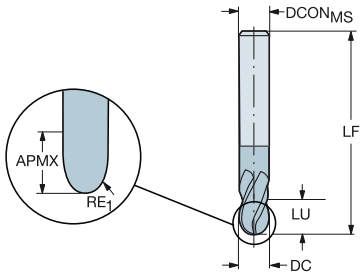

Versione metrica

DC	CZC$_{MS}$	APMX	RE$_1$	LU	ZEFP	Codice di ordinazione	H 1700	DCON$_{MS}$	LF
3.0	6	4.5	1.50	10.0	2	R216.42-03030-AL04G	★	6.0	70.0
	6	4.5	1.50	5.0	2	R216.42-03030-AS04G	★	6.0	57.0
4.0	6	6.0	2.00	6.0	2	R216.42-04030-AC06G	★	6.0	70.0
	6	6.0	2.00	6.0	2	R216.42-04030-AS06G	★	6.0	57.0
5.0	6	7.5	2.50	8.0	2	R216.42-05030-AC07G	★	6.0	80.0
	6	7.5	2.50	8.0	2	R216.42-05030-AS07G	★	6.0	57.0
6.0	6	9.0	3.00	9.0	2	R216.42-06030-AC09G	★	6.0	90.0
	6	9.0	3.00	9.0	2	R216.42-06030-AS09G	★	6.0	57.0
8.0	8	12.0	4.00	12.0	2	R216.42-08030-AC12G	★	8.0	100.0
	8	12.0	4.00	12.0	2	R216.42-08030-AS12G	★	8.0	63.0
10.0	10	15.0	5.00	15.0	2	R216.42-10030-AC15G	★	10.0	100.0
	10	15.0	5.00	15.0	2	R216.42-10030-AS15G	★	10.0	72.0
12.0	12	18.0	6.00	18.0	2	R216.42-12030-AS18G	★	12.0	83.0

FHA 30°
BSG COROMANT
TCDC h9
TCDCON h6
PSIR 0°

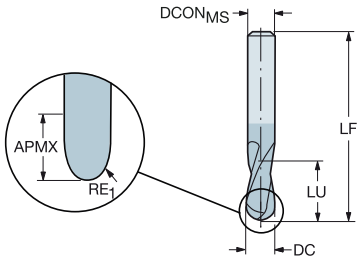

Versione metrica

DC	CZC$_{MS}$	APMX	RE$_1$	LU	ZEFP	Codice di ordinazione	P 1610	H 1610	DCON$_{MS}$	LF
6.0	6	6.0	3.00	21.0	4	R216.44-06030-AI06G	☆	★	6.0	57.0
8.0	8	8.0	4.00	27.0	4	R216.44-08030-AI08G	☆	★	8.0	63.0
10.0	10	10.0	5.00	32.0	4	R216.44-10030-AI10G	☆	★	10.0	72.0
12.0	12	12.0	6.00	36.0	4	R216.44-12030-AI12G	☆	★	12.0	83.0
16.0	16	16.0	8.00	42.0	4	R216.44-16030-AI16G	☆	★	16.0	92.0

A192 A194 E9 E22 E14

SANDVIK Coromant

Fresa a candela con testa sferica in metallo duro integrale CoroMill® Plura per profilatura

Per acciaio temprato con durezza 43≤ HRc ≤63

FHA	30°
BSG	COROMANT
TCDC	h9
TCDCON	h6
PSIR	0°

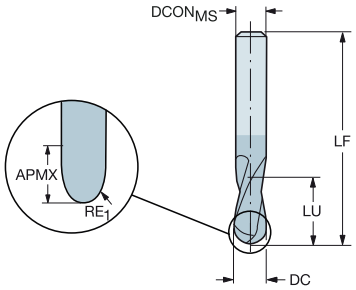

Versione metrica

DC	CZC_{MS}	APMX	RE_1	LU	ZEFP	Codice di ordinazione	P 1610	H 1610	$DCON_{MS}$	LF
									Dimensioni, millimetri	
1.0	6	1.5	0.50	1.5	2	R216.42-01030-AC15G	☆	★	6.0	57.0
2.0	6	3.0	1.00	3.0	2	R216.42-02030-AC30G	☆	★	6.0	57.0
3.0	6	4.0	1.50	4.0	2	R216.42-03030-AC04G	☆	★	6.0	21.0
4.0	6	5.0	2.00	5.0	2	R216.42-04030-AC05G	☆	★	6.0	57.0
5.0	6	6.0	2.50	6.0	2	R216.42-05030-AC06G	☆	★	6.0	57.0
6.0	6	10.0	3.00	10.0	2	R216.42-06030-AC10G	☆	★	6.0	57.0
8.0	8	16.0	4.00	16.0	2	R216.42-08030-AC16G	☆	★	8.0	63.0
10.0	10	19.0	5.00	19.0	2	R216.42-10030-AC19G	☆	★	10.0	72.0
12.0	12	22.0	6.00	22.0	2	R216.42-12030-AC22G	☆	★	12.0	83.0

Versione in pollici

DC	CZC_{MS}	APMX	RE_1	LU	ZEFP	Codice di ordinazione	P 1610	H 1610	$DCON_{MS}$	LF
									Dimensioni, pollici	
.063	1/4	.125	.031	.125	2	RA216.42-0430-AK08G	☆	★	.250	3.000
.094	1/4	.188	.047	.188	2	RA216.42-0630-AK12G	☆	★	.250	3.000
.125	1/4	.250	.063	.250	2	RA216.42-0830-AK04G	☆	★	.250	3.000
.187	1/4	.375	.094	.375	2	RA216.42-1230-AK06G	☆	★	.250	3.000
.250	1/4	.500	.125	.500	2	RA216.42-1630-AK08G	☆	★	.250	3.000
.313	3/8	.625	.156	.625	2	RA216.42-2030-AK10G	☆	★	.375	3.500
.375	3/8	.750	.188	.750	2	RA216.42-2430-AK12G	☆	★	.375	3.500
.500	1/2	1.000	.250	1.000	2	RA216.42-3230-AK16G	☆	★	.500	4.000

A192 A194 E9 E22 E14

Fresa a candela con testa sferica in metallo duro integrale CoroMill® Plura per profilatura

Per acciaio temprato con durezza 43≤ HRc ≤63

FHA	30°
BSG	COROMANT
TCDC	h7
TCDCON	h5
PSIR	0°

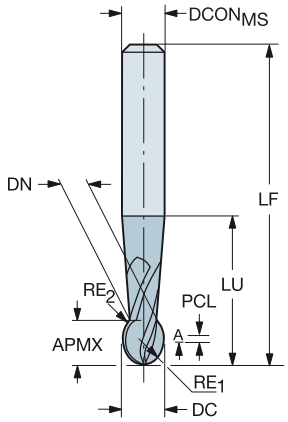

Versione metrica

DC	CZC_{MS}	APMX	RE_1	RE_2	LU	ZEFP	Codice di ordinazione	P 1610	H 1610	$DCON_{MS}$	LF	PCL	DN
										Dimensioni, millimetri			
1.0	6	2.0	0.50		4.0	2	R216.62-01030-AO20G	☆	★	6.0	75.0	1.5	1.0
2.0	6	3.0	1.00	1.00	11.0	2	R216.62-02030-AO30G	☆	★	6.0	75.0	1.5	1.7
3.0	6	4.0	1.50	1.50	16.1	2	R216.62-03030-AO04G	☆	★	6.0	80.0	1.7	2.5
4.0	6	5.0	2.00	2.00	21.2	2	R216.62-04030-AO05G	☆	★	6.0	80.0	1.9	3.3
5.0	6	7.0	2.50	2.50	43.0	2	R216.62-05030-AO07G	☆	★	6.0	80.0	3.1	4.1
	6	7.0	2.50	2.50	43.0	4	R216.64-05030-AO07G	☆	★	6.0	80.0	3.1	4.1
6.0	6	7.0	3.00	3.00	30.0	2	R216.62-06030-AO07G	☆	★	6.0	100.0	2.1	4.7
	6	7.0	3.00	3.00	30.0	4	R216.64-06030-AO07G	☆	★	6.0	100.0	2.1	4.7
8.0	8	9.0	4.00	4.00	36.0	2	R216.62-08030-AO09G	☆	★	8.0	100.0	2.7	6.5
	8	9.0	4.00	4.00	36.0	4	R216.64-08030-AO09G	☆	★	8.0	100.0	2.7	6.5
10.0	10	11.0	5.00	5.00	43.0	2	R216.62-10030-AO11G	☆	★	10.0	100.0	3.1	8.2
	10	11.0	5.00	5.00	43.0	4	R216.64-10030-AO11G	☆	★	10.0	100.0	3.1	8.2
12.0	12	13.0	6.00	6.00	52.0	2	R216.62-12030-AO13G	☆	★	12.0	100.0	3.5	9.8
	12	13.0	6.00	6.00	52.0	4	R216.64-12030-AO13G	☆	★	12.0	100.0	3.5	9.8
16.0	16	15.0	8.00	8.00	61.0	2	R216.62-16030-AO15G	☆	★	16.0	150.0	2.6	13.4
	16	15.0	8.00	8.00	61.0	4	R216.64-16030-AO15G	☆	★	16.0	150.0	2.6	13.4

A192 A194 E9 E22 E14

Fresa a candela in metallo duro integrale CoroMill® Plura per applicazioni di contornatura

Quando utilizzarla

Formatura di materiali con resina; inclusi CFRP, GRFP, aramide e altri materiali compositi

Materiale ISO	O
Qualità	1630 O10A 012M 010M
Stelo	Cilindrico

Gamma di prodotti

Per materiali compositi

Fresa a candela in metallo duro integrale CoroMill® Plura per applicazioni di contornatura

Per materiali in CFRP

FHA -4°
TCDCON h6

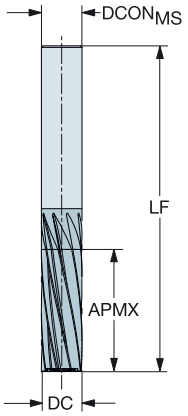

Versione metrica

DC	CZC_{MS}	APMX	ZEFP	Codice di ordinazione	O10A	$DCON_{MS}$	LF
					O	Dimensioni, millimetri	
4.0	4	12.0	5	2P051-0400-OA	★	4.0	40.0
6.0	6	18.0	7	2P051-0600-OA	★	6.0	60.0
8.0	8	20.0	9	2P051-0800-OA	★	8.0	70.0
10.0	10	30.0	9	2P051-1000-OA	★	10.0	80.0
12.0	12	31.8	11	2P051-1200-OA	★	12.0	82.5

Versione in pollici

DC	CZC_{MS}	APMX	ZEFP	Codice di ordinazione	O10A	$DCON_{MS}$	LF
					O	Dimensioni, pollici	
.250	1/4	.752	7	2P051-0635-OA	★	.250	2.500
.313	5/16	.752	7	2P051-0794-OA	★	.313	2.500
.375	3/8	1.122	9	2P051-0953-OA	★	.375	3.000
.500	1/2	1.252	11	2P051-1270-OA	★	.500	3.248

A192 A194 E9 E22 E14

SANDVIK Coromant

Fresa a candela in metallo duro integrale CoroMill® Plura per applicazioni di contornatura

Per materiali in CFRP

FHA 4°
TCDCON h6

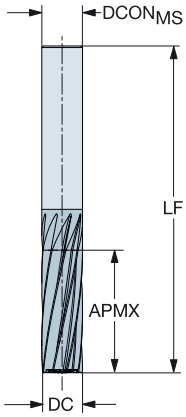

Versione metrica

DC	CZC_{MS}	APMX	ZEFP	Codice di ordinazione	O10A	$DCON_{MS}$	LF
					0	Dimensioni, millimetri	
4.0	4	12.0	5	2P050-0400-OA	★	4.0	40.0
6.0	6	18.0	7	2P050-0600-OA	★	6.0	60.0
8.0	8	20.0	9	2P050-0800-OA	★	8.0	70.0
10.0	10	30.0	9	2P050-1000-OA	★	10.0	80.0
12.0	12	31.8	11	2P050-1200-OA	★	12.0	82.5

Versione in pollici

DC	CZC_{MS}	APMX	ZEFP	Codice di ordinazione	O10A	$DCON_{MS}$	LF
					0	Dimensioni, pollici	
.250	1/4	.752	7	2P050-0635-OA	★	.250	2.500
.313	5/16	.752	7	2P050-0794-OA	★	.313	2.500
.375	3/8	1.122	9	2P050-0953-OA	★	.375	3.000
.500	1/2	1.252	11	2P050-1270-OA	★	.500	3.248

A192 A194 E9 E22 E14

Fresa a candela in metallo duro integrale CoroMill® Plura per applicazioni di contornatura

Per materiali in CFRP

FHA	30°
BSG	COROMANT
TCDC	h10
TCDCON	h6

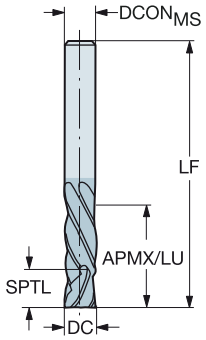

Versione metrica

DC	CZC_{MS}	APMX	LU	ZEFP	Codice di ordinazione	0 / 1630	$DCON_{MS}$	LF	SPTL
						Dimensioni, millimetri			
6.0	6	26.0	26.0	6	2P460-0600-NA	★	6.0	76.0	6.0
8.0	8	26.0	26.0	6	2P460-0800-NA	★	8.0	76.0	8.0
10.0	10	30.0	30.0	6	2P460-1000-NA	★	10.0	76.0	10.0
12.0	12	38.0	38.0	6	2P460-1200-NA	★	12.0	100.0	12.0
16.0	16	38.0	38.0	6	2P460-1600-NA	★	16.0	100.0	16.0

Versione in pollici

DC	CZC_{MS}	APMX	LU	ZEFP	Codice di ordinazione	0 / 1630	$DCON_{MS}$	LF	SPTL
						Dimensioni, pollici			
.250	1/4	1.000	1.000	6	2P460-0635-NA	★	.250	3.000	.250
.313	5/16	1.000	1.000	6	2P460-0794-NA	★	.313	3.000	.313
.375	3/8	1.250	1.250	6	2P460-0952-NA	★	.375	3.000	.375
.500	1/2	1.500	1.500	6	2P460-1270-NA	★	.500	4.000	.500
.625	5/8	1.500	1.500	6	2P460-1588-NA	★	.625	4.000	.625

A192 A194 E9 E22 E14

SANDVIK Coromant

ITA

Fresa a candela in metallo duro integrale CoroMill® Plura per applicazioni di contornatura

Per materiali in CFRP

FHA 40°
TCDCON h6

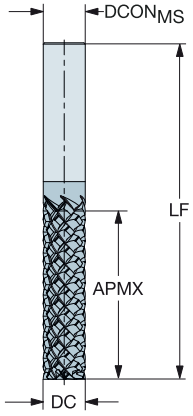

Versione metrica

DC	CZC_{MS}	APMX	ZEFP	Codice di ordinazione	O12M	$DCON_{MS}$	LF
					O	Dimensioni, millimetri	
6.0	6	18.0	5	2P350-0600-OA	★	6.0	60.0
8.0	8	20.0	6	2P350-0800-OA	★	8.0	70.0
10.0	10	30.0	6	2P350-1000-OA	★	10.0	80.0
12.0	12	31.8	6	2P350-1200-OA	★	12.0	82.5

Versione in pollici

DC	CZC_{MS}	APMX	ZEFP	Codice di ordinazione	O12M	$DCON_{MS}$	LF
					O	Dimensioni, pollici	
.250	1/4	.750	5	2P350-0635-OA	★	.250	2.500
.313	5/16	.750	6	2P350-0794-OA	★	.313	2.500
.375	3/8	1.122	6	2P350-0953-OA	★	.375	3.000
.500	1/2	1.252	6	2P350-1270-OA	★	.500	3.248

A192 A194 E9 E22 E14

Fresa a candela in metallo duro integrale CoroMill® Plura per applicazioni di contornatura

Per materiali in CFRP

FHA 40°
TCDCON h6

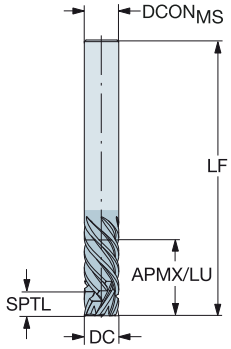

Versione metrica

DC	CZC_{MS}	APMX	ZEFP	Codice di ordinazione	O 010M	Dimensioni, millimetri $DCON_{MS}$	LF	SPTL
6.0	6	18.0	6	2P460-0600-OA	★	6.0	60.0	5.0
8.0	8	20.0	6	2P460-0800-OA	★	8.0	70.0	5.0
10.0	10	30.0	6	2P460-1000-OA	★	10.0	80.0	5.0
12.0	12	31.8	6	2P460-1200-OA	★	12.0	82.5	10.0
16.0	16	38.1	6	2P460-1600-OA	★	16.0	100.0	10.0

Versione in pollici

DC	CZC_{MS}	APMX	ZEFP	Codice di ordinazione	O 010M	Dimensioni, pollici $DCON_{MS}$	LF	SPTL
.250	1/4	.752	6	2P460-0635-OA	★	.250	2.500	.197
.313	5/16	.752	6	2P460-0794-OA	★	.313	2.500	.197
.375	3/8	1.122	6	2P460-0953-OA	★	.375	3.000	.197
.500	1/2	1.252	6	2P460-1270-OA	★	.500	3.248	.394
.625	5/8	1.500	6	2P460-1588-OA	★	.625	4.000	.394

A192 A194 E9 E22 E14

CoroMill® Plura, fresa candela in metallo duro integrale per fresatura di filetti

Materiale ISO	P	M	K	N	S	H	O
Qualità	1610	1620	H07F				
Stelo	Cilindrico		Weldon				

CoroMill® Plura, fresa candela in metallo duro integrale per fresatura di filetti

Per componenti multimateriale

Filettature interne

FHA 10°
BSG COROMANT
TCDCON h6

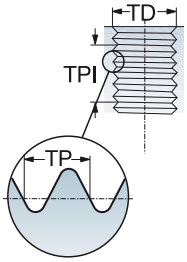

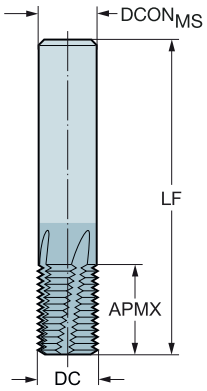

Metrica/Metrica Fine, 60°

FTDZ	TP	DC	CZC_{MS}	APMX	CNSC	CXSC	ZEFP	Codice di ordinazione	P 1630	M 1630	K 1630	N 1630	S 1630	H 1630	Dimensioni, millimetri $DCON_{MS}$	LF
M4X0.7	0.70	3.20	6.0	8.40	0	0	3	R217.13-032070AC08N	★	★	★	★	★	★	6.00	57.00
M5X0.8	0.80	4.10	6.0	11.20	0	0	3	R217.13-041080AC11N	★	★	★	★	★	★	6.00	57.00
M6X0,5	0.50	4.80	6.0	10.00	1	1	3	R217.13C048050AC10N	★	★	★	★	★	★	6.00	57.00
M8X0,75	0.75	6.00	6.0	12.00	1	1	3	R217.13C060075AC12N	★	★	★	★	★	★	6.00	57.00
M6X1.0	1.00	4.50	6.0	13.00	1	1	4	R217.14C045100AC13N	★	★	★	★	★	★	6.00	57.00
M8X1.25	1.25	6.00	6.0	17.50	1	1	4	R217.14C060125AK17N	★	★	★	★	★	★	6.00	65.00
M10X1.5	1.50	7.50	8.0	21.00	1	1	4	R217.14C075150AK21N	★	★	★	★	★	★	8.00	72.00
M10X1,0	1.00	8.00	8.0	16.00	1	1	4	R217.14C080100AC16N	★	★	★	★	★	★	8.00	63.00
M12X1.75	1.75	9.50	10.0	26.25	1	1	4	R217.14C095175AK26N	★	★	★	★	★	★	10.00	80.00
M14X2.0	2.00	10.00	10.0	30.00	1	1	5	R217.15C100200AK30N	★	★	★	★	★	★	10.00	83.00
M14X1,5	1.50	12.00	12.0	22.50	1	1	4	R217.14C120150AC22N	★	★	★	★	★	★	12.00	83.00
M16X2.0	2.00	12.00	12.0	34.00	1	1	5	R217.15C120200AK34N	★	★	★	★	★	★	12.00	92.00
M18X1,5	1.50	16.00	16.0	30.00	1	1	5	R217.15C160150AC30N	★	★	★	★	★	★	16.00	92.00
M20X2,5	2.50	16.00	16.0	42.50	1	1	5	R217.15C160250AK42N	★	★	★	★	★	★	16.00	105.00
M24X3,0	3.00	19.00	20.0	50.00	1	1	5	R217.15C190300AK50N	★	★	★	★	★	★	20.00	125.00

A193 A194 E9 E26 E28 E14

SANDVIK Coromant

ITA

CoroMill® Plura, fresa candela in metallo duro integrale per fresatura di filetti

Per componenti multimateriale

Filettature interne

FHA 10°
BSG COROMANT
TCDCON h6

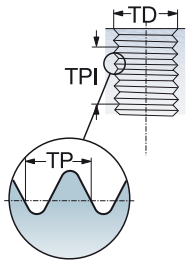

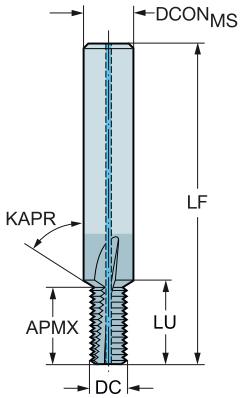

Metrica/Metrica Fine, 60°

FTDZ	TP	DC	CZC_{MS}	APMX	LU	CNSC	CXSC	ZEFP	Codice di ordinazione	P 1630	M 1630	K 1630	N 1630	S 1630	H 1630	Dimensioni, millimetri $DCON_{MS}$	LF
M3X0.5	0.50	2.30	6.0	5.00	6.00	0	0	3	R217.13-023050CC06K	★	★	★	★	★	★	6.00	57.0
M4X0.70	0.70	3.20	6.0	8.80	9.50	1	1	3	R217.13C032070CC08K	★	★	★	★	★	★	6.00	57.0
M5X0.80	0.80	4.10	6.0	10.72	11.67	1	1	3	R217.13C041080CC11K	★	★	★	★	★	★	6.00	57.0
M6X1.0	1.00	4.80	8.0	12.78	13.58	1	1	3	R217.13C048100CC13K	★	★	★	★	★	★	8.00	63.0
M8X1.25	1.25	6.50	10.0	17.35	18.24	1	1	3	R217.13C065125CC17K	★	★	★	★	★	★	10.00	72.0
M10X1.5	1.50	8.20	12.0	22.41	23.41	1	1	3	R217.13C082150CC21K	★	★	★	★	★	★	12.00	83.0
M12X1.75	1.75	9.90	14.0	26.00	27.00	1	1	4	R217.14C099175CC26K	★	★	★	★	★	★	14.00	83.0
M14X2.0	2.00	11.60	16.0	31.30	32.40	1	1	4	R217.14C116200CC30K	★	★	★	★	★	★	16.00	92.0
M16X2.0	2.00	13.60	18.0	33.30	34.40	1	1	4	R217.14C136200CC34K	★	★	★	★	★	★	18.00	92.0

A193 A194 E9 E26 E28 E14

CoroMill® Plura, fresa candela in metallo duro integrale per fresatura di filetti

Per componenti multimateriale

Filettature interne

FHA 10°
BSG COROMANT
TCDCON h6

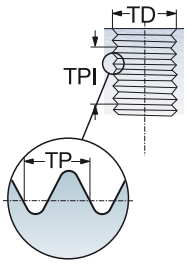

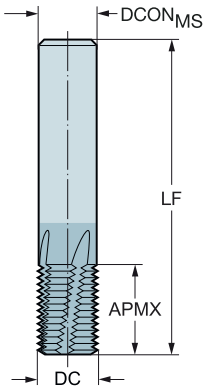

Metrica/Metrica Fine, 60°

FTDZ	TP	DC	CZC_{MS}	APMX	ZEFP	Codice di ordinazione	P 1630	M 1630	K 1630	N 1630	S 1630	H 1630	Dimensioni, millimetri $DCON_{MS}$	LF
MF6X0.5	0.50	4.80	6.0	10.00	3	R217.13-048050AC10N	★	★	★	★	★	★	6.00	57.00
MF8X0.75	0.75	6.00	6.0	12.00	3	R217.13-060075AC12N	★	★	★	★	★	★	6.00	57.00
MF8X1.0	1.00	6.00	6.0	12.00	3	R217.13-060100AC12N	★	★	★	★	★	★	6.00	57.00
MF10X1	1.00	8.00	8.0	16.00	4	R217.14-080100AC16N	★	★	★	★	★	★	8.00	63.00
MF12X1	1.00	10.00	10.0	20.00	4	R217.14-100100AC20N	★	★	★	★	★	★	10.00	72.00
MF12X1.5	1.50	10.00	10.0	21.00	4	R217.14-100150AC20N	★	★	★	★	★	★	10.00	72.00
MF14X1	1.00	12.00	12.0	22.00	4	R217.14-120100AC22N	★	★	★	★	★	★	12.00	83.00
MF14X1.5	1.50	12.00	12.0	22.50	4	R217.14-120150AC22N	★	★	★	★	★	★	12.00	83.00
MF16X1	1.00	14.00	14.0	26.00	5	R217.15-140100AC26N	★	★	★	★	★	★	14.00	83.00
MF16X1.5	1.50	14.00	14.0	27.00	5	R217.15-140150AC26N	★	★	★	★	★	★	14.00	83.00
MF20X2	2.00	16.00	16.0	30.00	5	R217.15-160200AC30N	★	★	★	★	★	★	16.00	92.00
M20X2,5	2.50	16.00	16.0	42.50	5	R217.15-160250AC42N	★	★	★	★	★	★	16.00	105.00
M24X3	3.00	19.00	20.0	50.00	5	R217.15-190300AC50N	★	★	★	★	★	★	20.00	125.00
MF24X2	2.00	20.00	20.0	36.00	5	R217.15-200200AC35N	★	★	★	★	★	★	20.00	104.00
MF28X2	2.00	25.00	25.0	46.00	6	R217.16-250200AC46N	★	★	★	★	★	★	25.00	121.00

A193 A194 E9 E26 E14

SANDVIK Coromant

CoroMill® Plura, fresa candela in metallo duro integrale per fresatura di filetti

Per componenti multimateriale

Filettature interne

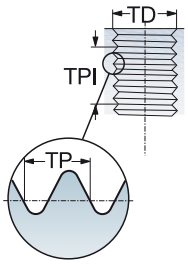

FHA 15°
BSG COROMANT
TCDCON h6

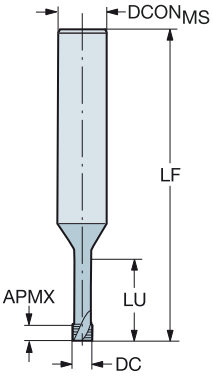

Metrica/Metrica Fine, 60°

FTDZ	TP	DC	CZC_{MS}	APMX	LU	ZEFP	Codice di ordinazione	P		M		K		N		S		H		O		Dimensioni, millimetri	
								1620	H07F	1620	H07F	1620	H07F	1620	H07F	1620	H07F	1620	H07F	1620	H07F	$DCON_{MS}$	LF
M 1.6	0.35	1.20	3.0	0.53	5.33	3	R217.13-012035AC05P	★	★	★	★	★	★	★	★	★	★	★	★	★	★	3.00	37.8
M 1.6	0.35	1.20	6.0	0.53	3.73	3	R217.13-012035AC03P	★		★		★		★		★		★		★		6.00	37.8
M 2	0.40	1.55	6.0	1.00	4.60	3	R217.13-015040AC04P	★		★		★		★		★		★		★		6.00	56.8
M 2	0.40	1.55	6.0	1.00	6.60	3	R217.13-015040AC06P	★	★	★	★	★	★	★	★	★	★	★	★	★	★	6.00	56.8
M 2.5	0.45	1.95	6.0	1.13	5.68	3	R217.13-019045AC05P	★		★		★		★		★		★		★		6.00	56.8
M 2.5	0.45	1.95	6.0	1.13	8.18	3	R217.13-019045AC07P	★	★	★	★	★	★	★	★	★	★	★	★	★	★	6.00	56.8
M 3	0.50	2.30	6.0	1.25	6.75	3	R217.13-023050AC06P	★		★		★		★		★		★		★		6.00	56.8
M 3	0.50	2.30	6.0	1.25	9.75	3	R217.13-023050AC09P	★	★	★	★	★	★	★	★	★	★	★	★	★	★	6.00	56.8
M 4	0.70	3.10	6.0	1.75	9.05	3	R217.13-031070AC08P	★		★		★		★		★		★		★		6.00	56.7
M 4	0.70	3.10	6.0	1.75	13.05	3	R217.13-031070AC12P	★	★	★	★	★	★	★	★	★	★	★	★	★	★	6.00	56.7
M 5	0.80	4.00	6.0	2.00	11.20	3	R217.13-040080AC10P	★		★		★		★		★		★		★		6.00	56.6
M 5	0.80	4.00	6.0	2.00	16.20	3	R217.13-040080AC15P	★	★	★	★	★	★	★	★	★	★	★	★	★	★	6.00	56.6
M 6	1.00	4.80	6.0	2.50	13.50	3	R217.13-048100AC12P	★		★		★		★		★		★		★		6.00	56.5
M 6	1.00	4.80	6.0	2.50	19.50	3	R217.13-048100AC18P	★	★	★	★	★	★	★	★	★	★	★	★	★	★	6.00	59.5
M 8	1.25	6.40	8.0	3.13	17.90	3	R217.13-064125AC16P	★		★		★		★		★		★		★		8.00	63.0
M 8	1.25	6.40	8.0	3.13	25.88	3	R217.13-064125AC24P	★	★	★	★	★	★	★	★	★	★	★	★	★	★	8.00	67.4
M 10	1.50	8.20	10.0	3.75	22.30	4	R217.14-082150AC20P	★		★		★		★		★		★		★		10.00	71.3
M 12	1.75	9.50	10.0	4.38	26.70	5	R217.15-095175AC24P	★		★		★		★		★		★		★		10.00	71.1

A193 A194 E9 E26 E14

CoroMill® Plura, fresa candela in metallo duro integrale per fresatura di filetti

Per leghe di nichel e acciaio temprato

Filettature interne

FHA 10°
BSG COROMANT
TCDCON h6

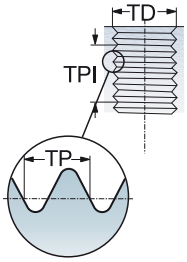

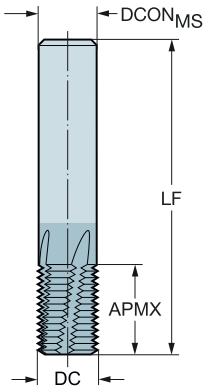

Metrica/Metrica Fine, 60°

FTDZ	TP	DC	CZC_{MS}	APMX	ZEFP	Codice di ordinazione	S 1620	H 1620	Dimensioni, millimetri $DCON_{MS}$	LF
M6X1.0	1.00	4.50	6.0	10.00	4	R217.14-045100AC10M	★	★	6.00	57.00
M8X1.25	1.25	6.00	6.0	12.50	5	R217.15-060125AC12M	★	★	6.00	57.00
M10X1.5	1.50	8.00	8.0	16.50	5	R217.15-080150AC16M	★	★	8.00	63.00
M12X1.75	1.75	9.00	10.0	19.25	5	R217.15-090175AC19M	★	★	10.00	72.00
MF12X1	1.00	10.00	10.0	20.00	5	R217.15-100100AC20M	★	★	10.00	72.00
M14X2.0	2.00	12.00	12.0	26.00	5	R217.15-120200AC26M	★	★	12.00	83.00
MF14X1.5	1.50	12.00	12.0	27.00	6	R217.16-120150AC27M	★	★	12.00	83.00

A193 A194 E9 E26 E14

SANDVIK Coromant

ITA

CoroMill® Plura, fresa candela in metallo duro integrale per fresatura di filetti

Per leghe di nichel e acciaio temprato

Filettature interne

FHA 15°
BSG COROMANT
TCDCON h6

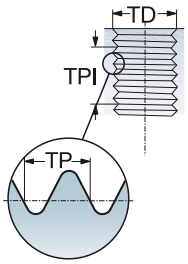

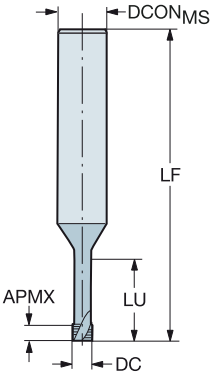

Metrica/Metrica Fine, 60°

FTDZ	TP	DC	CZC_{MS}	APMX	LU	ZEFP	Codice di ordinazione	S 1610	H 1610	Dimensioni, millimetri $DCON_{MS}$	LF
M 2	0.40	1.50	6.0	0.60	4.60	3	R217.13-015040AC04S	★	★	6.00	56.8
M 2.5	0.45	1.95	6.0	0.68	5.68	3	R217.13-019045AC05S	★	★	6.00	56.8
M 3	0.50	2.30	6.0	0.75	6.75	3	R217.13-023050AC06S	★	★	6.00	56.8
M 4	0.70	3.10	6.0	1.05	9.05	3	R217.13-031070AC08S	★	★	6.00	56.7
M 5	0.80	4.00	6.0	1.20	11.20	4	R217.14-040080AC10S	★	★	6.00	56.6
M 6	1.00	4.80	6.0	1.50	13.50	4	R217.14-048100AC12S	★	★	6.00	56.5

A193 A194 E9 E26 E14

CoroMill® Plura, fresa candela in metallo duro integrale per fresatura di filetti

Per componenti multimateriale

Filettature interne

FHA 27°
BSG COROMANT
TCDCON h6



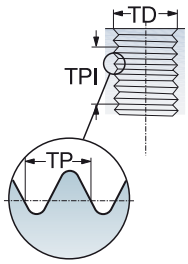

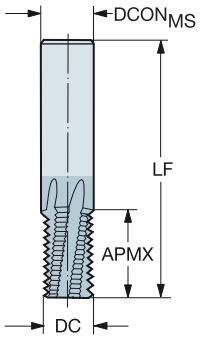

MJ 60°

FTDZ	TP	DC	CZC_{MS}	APMX	CNSC	CXSC	ZEFP	Codice di ordinazione	P 1630	M 1630	K 1630	N 1630	S 1630	H 1630	Dimensioni, millimetri $DCON_{MS}$	LF
MJ4X0.7	0.70	3.00	6.0	6.30	0	0	3	R217.13-030070AC6H	★	★	★	★	★	★	6.00	54.00
MJ5X0.8	0.80	3.90	6.0	8.00	0	0	3	R217.13-039080AC8H	★	★	★	★	★	★	6.00	54.00
MJ6X1	1.00	4.80	6.0	9.00	0	0	3	R217.13-048100AC9H	★	★	★	★	★	★	6.00	54.00
MJ8X1.25	1.25	6.30	8.0	12.50	1	1	4	R217.14C063125AC12H	★	★	★	★	★	★	8.00	58.00
MJ10X1.5	1.50	7.50	8.0	15.00	1	1	4	R217.14C075150AC15H	★	★	★	★	★	★	8.00	58.00
MJ12X1.75	1.75	9.50	10.0	19.25	1	1	4	R217.14C095175AC19H	★	★	★	★	★	★	10.00	72.00

A193 A194 E9 E26 E28 E14

CoroMill® Plura, fresa candela in metallo duro integrale per fresatura di filetti

Per componenti multimateriale

Filettature interne

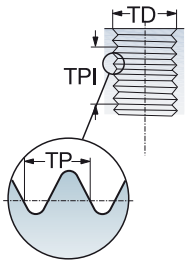

FHA 10°
BSG COROMANT
TCDCON h6

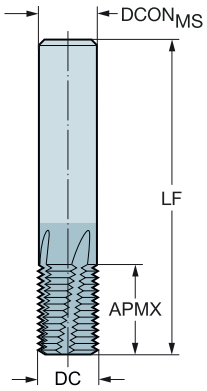

UN 60°

FTDZ	TPI	DC	CZC_{MS}	APMX	CNSC	CXSC	ZEFP	Codice di ordinazione	P 1630	M 1630	K 1630	N 1630	S 1630	H 1630	Dimensioni, pollici $DCON_{MS}$	LF
1/4-20 UNC	20.0	.189	6.0	.551	1	1	3	R217.33C048200AC13N	★	★	★	★	★	★	.236	2.244
5/16-18 UNC	18.0	.217	6.0	.556	1	1	3	R217.33C055180AC14N	★	★	★	★	★	★	.236	2.244
3/8-16 UNC	16.0	.295	8.0	.750	1	1	4	R217.34C075160AC19N	★	★	★	★	★	★	.315	2.480
7/16-14 UNC	14.0	.315	8.0	.785	1	1	4	R217.34C080140AC19N	★	★	★	★	★	★	.315	2.480
1/2-13 UNC	13.0	.394	10.0	.846	1	1	4	R217.34C100130AC21N	★	★	★	★	★	★	.394	2.835
9/16-12 UNC	12.0	.394	10.0	.833	1	1	4	R217.34C100120AC21N	★	★	★	★	★	★	.394	2.835
5/8-11 UNC	11.0	.472	12.0	1.000	1	1	4	R217.34C120110AC25N	★	★	★	★	★	★	.472	3.268
3/4-10 UNC	10.0	.551	14.0	1.300	1	1	5	R217.35C140100AC33N	★	★	★	★	★	★	.551	3.268

UNC / UNF, 60°

FTDZ	TPI	DC	CZC_{MS}	APMX	CNSC	CXSC	ZEFP	Codice di ordinazione	P 1630	M 1630	K 1630	N 1630	S 1630	H 1630	Dimensioni, pollici $DCON_{MS}$	LF
1/4-28 UNF	28.0	.189	6.0	.536	1	1	3	R217.33C048280AC13N	★	★	★	★	★	★	.236	2.244
5/16-24 UNF	24.0	.236	6.0	.541	1	1	3	R217.33C060240AC13N	★	★	★	★	★	★	.236	2.244
7/16-20 UNF	20.0	.315	8.0	.750	1	1	4	R217.34C080200AC19N	★	★	★	★	★	★	.315	2.480
9/16-18 UNF	18.0	.394	10.0	.889	1	1	4	R217.34C100180AC22N	★	★	★	★	★	★	.394	2.835
3/4-16 UNF	16.0	.551	14.0	1.250	1	1	5	R217.35C140160AC31N	★	★	★	★	★	★	.551	3.268

A193 A194 E9 E26 E28 E14

CoroMill® Plura, fresa candela in metallo duro integrale per fresatura di filetti

Per componenti multimateriale

Filettature interne

FHA 15°
BSG COROMANT
TCDCON h6

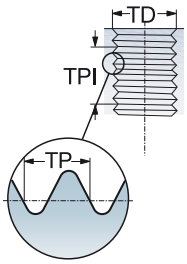

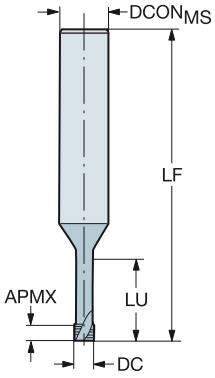

UNC / UNF, 60°

FTDZ	TPI	DC_1	DC_2	CZC_{MS}	APMX	LU	ZEFP	Codice di ordinazione	P 1620	M 1620	K 1620	N 1620	S 1620	H 1620	O 1620	Dimensioni, pollici $DCON_{MS}$	LF_1	LF_2
UNC # 1-64	64.0	.053	.027	6.0	.023	.244	3	R217.33-013640AC05P	★	★	★	★	★	★	★	.236	2.236	2.244
UNF #2-64	64.0	.067	.033	6.0	.016	.281	3	R217.33-017640AC06P	★	★	★	★	★	★	★	.236	2.236	2.244
UNC #2-56	56.0	.063	.027	6.0	.027	.285	3	R217.33-016560AC06P	★	★	★	★	★	★	★	.236	2.235	2.244
UNF #3-56	56.0	.077	.041	6.0	.009	.325	3	R217.33-019560AC07P	★	★	★	★	★	★	★	.236	2.235	2.244
UNC #3-48	48.0	.077	.038	6.0	.052	.329	3	R217.33-019480AC07P	★	★	★	★	★	★	★	.236	2.223	2.244
UNF #4-48	48.0	.083	.046	6.0	.031	.368	3	R217.33-021480AC08P	★	★	★	★	★	★	★	.236	2.223	2.244
UNC #4-40	40.0	.083	.041	6.0	.062	.374	3	R217.33-021400AC08P	★	★	★	★	★	★	★	.236	2.219	2.244
UNF #6-40	40.0	.108	.059	6.0	.037	.453	3	R217.33-027400AC10P	★	★	★	★	★	★	★	.236	2.230	2.244
UNC #6-32	32.0	.102	.051	6.0	.078	.463	3	R217.33-026320AC10P	★	★	★	★	★	★	★	.236	2.228	2.244
UNC #8-32	32.0	.128	.064	6.0	.078	.539	3	R217.33-032320AC12P	★	★	★	★	★	★	★	.236	2.228	2.244
UNF #10-32	32.0	.152	.076	6.0	.047	.618	3	R217.33-038320AC14P	★	★	★	★	★	★	★	.236	2.228	2.244
UNF 1/4	28.0	.207	.112	6.0	.054	.805	3	R217.33-052280AC19P	★	★	★	★	★	★	★	.236	2.226	2.244
UNC #10-24	24.0	.140	.070	6.0	.104	.634	3	R217.33-035240AC14P	★	★	★	★	★	★	★	.236	2.223	2.244
UNF 5/16	24.0	.258	.140	8.0	.062	1.000	3	R217.33-065240AC24P	★	★	★	★	★	★	★	.315	2.459	2.480
UNC 1/4	20.0	.191	.095	6.0	.125	.827	3	R217.33-048200AC19P	★	★	★	★	★	★	★	.236	2.219	2.244
UNC 5/16	18.0	.244	.122	8.0	.139	1.022	3	R217.33-062180AC24P	★	★	★	★	★	★	★	.315	2.453	2.480

A193 A194 E9 E26 E14

CoroMill® Plura, fresa candela in metallo duro integrale per fresatura di filetti

Per componenti multimateriale

Filettature interne

FHA 10°
TCDCON h6

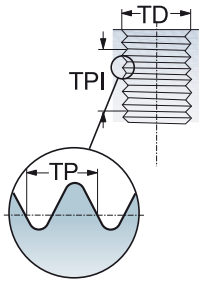

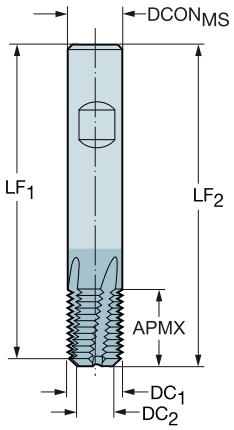

NPT 60°

TPI	DC_1	DC_2	CZC_{MS}	APMX	ZEFP	Codice di ordinazione	P 1630	M 1630	K 1630	N 1630	S 1630	H 1630	Dimensioni, pollici $DCON_{MS}$	LF_1	LF_2
27.0	.311	.150	8.0	.453	3	R217.53-079270AC11N	★	★	★	★	★	★	.315	2.243	2.283
18.0	.390	.189	10.0	.627	3	R217.53-099180AC15N	★	★	★	★	★	★	.394	2.548	2.598
14.0	.626	.313	16.0	.806	4	R217.54-159140AC20N	★	★	★	★	★	★	.630	3.150	3.228
11.5	.783	.386	20.0	1.068	5	R217.55-199115AC27N	★	★	★	★	★	★	.787	3.523	3.622

NPTF 60°

TPI	DC_1	DC_2	CZC_{MS}	APMX	ZEFP	Codice di ordinazione	P 1630	M 1630	K 1630	N 1630	S 1630	H 1630	Dimensioni, pollici $DCON_{MS}$	LF_1	LF_2
27.0	.311	.150	8.0	.453	3	R217.73-079270AC11N	★	★	★	★	★	★	.315	2.243	2.283
18.0	.390	.189	10.0	.627	3	R217.73-099180AC15N	★	★	★	★	★	★	.394	2.548	2.598
14.0	.626	.313	16.0	.806	4	R217.74-159140AC20N	★	★	★	★	★	★	.630	3.150	3.228
11.5	.783	.386	20.0	1.068	5	R217.75-199115AC27N	★	★	★	★	★	★	.787	3.523	3.622

A193 A194 E9 E26 E14

CoroMill® Plura, fresa candela in metallo duro integrale per fresatura di filetti

Per componenti multimateriale

Interna ed esterna

FHA 10°
BSG COROMANT
TCDCON h6



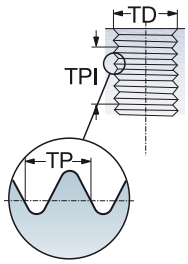

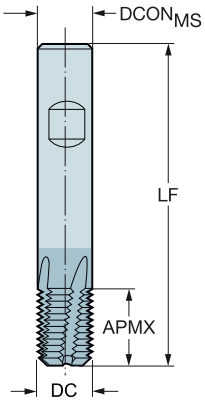

Filetto G

FTDZ	TPI	DC	CZC_{MS}	APMX	ZEFP	Codice di ordinazione	P 1630	M 1630	K 1630	N 1630	S 1630	H 1630	Dimensioni, pollici $DCON_{MS}$	LF
G1/8	28.0	.236	6.0	.606	3	R217.93-060280BC15N	★	★	★	★	★	★	.236	2.244
G1/4	19.0	.394	10.0	.787	4	R217.94-100190BC20N	★	★	★	★	★	★	.394	2.835
G3/8	19.0	.551	14.0	1.051	5	R217.95-140190BC26N	★	★	★	★	★	★	.551	3.268
G1/2 5/8	14.0	.630	16.0	1.213	5	R217.95-160140BC30N	★	★	★	★	★	★	.630	3.622
G5/8 3/4 7/8	14.0	.787	20.0	1.425	4	R217.95-200140BC35N	★	★	★	★	★	★	.787	4.094
G1"-3"	11.0	.984	25.0	1.817	5	R217.95-250110BC45N	★	★	★	★	★	★	.984	4.764

A193 A194 E9 E26 E14

ITA

Fresa a candela CoroMill® Plura in ceramica integrale per sgrossatura ad alta velocità

Quando utilizzarla

Ottimizzate per fresatura di spallamenti e spianatura di leghe di nichel

Una soluzione produttiva e stabile per applicazioni su motori aerospaziali

Materiale ISO	S
Qualità	CG6060
Stelo	Cilindrico

Gamma di prodotti

Ottimizzata per operazioni di fresatura laterale e spianatura su leghe di nichel

Fresa a candela CoroMill® Plura in ceramica integrale per sgrossatura ad alta velocità

Per leghe di nichel

FHA 35°
BSG COROMANT
TCDC h9
TCDCON h6

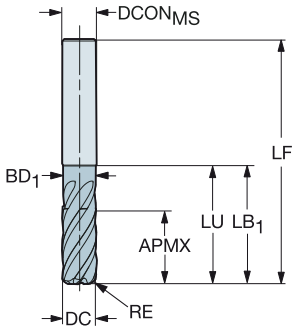

Versione metrica

DC	CZC$_{MS}$	APMX	RE	LU	ZEFP	Codice di ordinazione	S 6060	DCON$_{MS}$	LF	BD$_1$	LB$_1$
								Dimensioni, millimetri			
10.0	10	7.5	2.00	15.0	6	2F210-1000-200-SC	★	10.0	60.0	9.5	15.0
12.0	12	9.0	2.00	18.0	6	2F210-1200-200-SC	★	12.0	65.0	11.4	18.0

FHA 38°
BSG COROMANT
TCDC h9
TCDCON h6

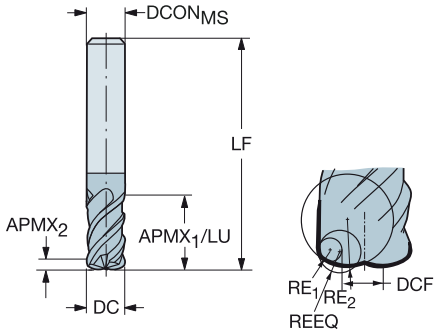

Versione metrica

DC	CZC$_{MS}$	APMX$_1$	APMX$_2$	RE$_1$	RE$_2$	LU	ZEFP	Codice di ordinazione	S 6060	DCON	DCF	LF	REEQ
										Dimensioni, millimetri			
10.0	10	15.0	0.7	1.5	5.0	15.0	4	2H310-1000-150-SC	★	10.0	3.4	60.0	1.99
12.0	12	18.0	0.8	1.5	6.0	18.0	4	2H310-1200-150-SC	★	12.0	4.5	65.0	2.10

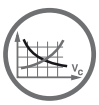

A186

E9

SANDVIK Coromant

CoroMill® 316

Da sgrossatura a finitura

O C

Applicazione

- Fresatura di cave
- Interpolazione elicoidale
- Fresatura di spallamenti
- Profilatura
- Spianatura ad avanzamenti elevati
- Fresatura di smussi



Campi di applicazione ISO

P M K N S

www.sandvik.coromant.com/coromill316

Gamma di prodotti

- Utensili con capacità di avanzamenti elevati
- Geometria rompitrucioli
- Utensili con refrigerante interno
- Geometrie per operazioni che vanno dalla sgrossatura alla superfinitura
- Vasto assortimento di steli ed adattatori macchina integrati

Accoppiamento Coromant EH

L'accoppiamento Coromant EH garantisce affidabilità e precisione tra la testina e lo stelo. Facile da manipolare, la cuspide può essere cambiata in pochi secondi.

Per l'ordinazione, consultare il catalogo Utensili rotanti.

Testina in metallo duro integrale CoroMill® 316 per fresatura pesante

Quando utilizzarlo

Scelta prioritaria per la sgrossatura su ISO P e ISO M

Materiale ISO	P K M S
Qualità	1730
Stelo	Coromant EH



ITA

Testina in metallo duro integrale CoroMill® 316 per fresatura pesante

Per acciaio inossidabile e acciaio con durezza ≤ 48 HRc

FHA	42°
BSG	COROMANT
TCDC	h10

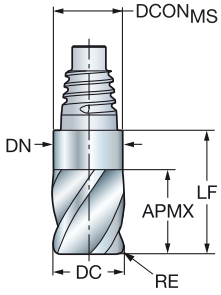

Versione metrica

DC	CZC_{MS}	APMX	RE	ZEFP	Codice di ordinazione	P 1730	M 1730	K 1730	S 1730	$DCON_{MS}$	LF	DN
						Dimensioni, millimetri						
10.0	E10	12.0	0.50	4	316-10SL442-10005P	★	★	☆	☆	9.7	18.5	9.7
	E10	12.0	1.00	4	316-10SL442-10010P	★	★	☆	☆	9.7	18.5	9.7
	E10	12.0	1.50	4	316-10SL442-10015P	★	★	☆	☆	9.7	18.5	9.7
	E10	12.0	2.00	4	316-10SL442-10020P	★	★	☆	☆	9.7	18.5	9.7
	E10	12.0	3.00	4	316-10SL442-10030P	★	★	☆	☆	9.7	18.5	9.7
12.0	E12	14.4	0.50	4	316-12SL442-12005P	★	★	☆	☆	11.7	22.0	11.7
	E12	14.4	1.00	4	316-12SL442-12010P	★	★	☆	☆	11.7	22.0	11.7
	E12	14.4	1.50	4	316-12SL442-12015P	★	★	☆	☆	11.7	22.0	11.7
	E12	14.4	2.00	4	316-12SL442-12020P	★	★	☆	☆	11.7	22.0	11.7
	E12	14.4	3.00	4	316-12SL442-12030P	★	★	☆	☆	11.7	22.0	11.7
	E12	14.4	4.00	4	316-12SL442-12040P	★	★	☆	☆	11.7	22.0	11.7
16.0	E16	19.2	0.50	4	316-16SL442-16005P	★	★	☆	☆	15.5	29.1	15.5
	E16	19.2	1.00	4	316-16SL442-16010P	★	★	☆	☆	15.5	29.1	15.5
	E16	19.2	1.50	4	316-16SL442-16015P	★	★	☆	☆	15.5	29.1	15.5
	E16	19.2	2.00	4	316-16SL442-16020P	★	★	☆	☆	15.5	29.1	15.5
	E16	19.2	3.00	4	316-16SL442-16030P	★	★	☆	☆	15.5	29.1	15.5
	E16	19.2	4.00	4	316-16SL442-16040P	★	★	☆	☆	15.5	29.1	15.5
20.0	E20	24.0	0.50	4	316-20SL442-20005P	★	★	☆	☆	19.3	34.2	19.3
	E20	24.0	1.00	4	316-20SL442-20010P	★	★	☆	☆	19.3	34.2	19.3
	E20	24.0	2.00	4	316-20SL442-20020P	★	★	☆	☆	19.3	34.2	19.3
	E20	24.0	3.00	4	316-20SL442-20030P	★	★	☆	☆	19.3	34.2	19.3
	E20	24.0	4.00	4	316-20SL442-20040P	★	★	☆	☆	19.3	34.2	19.3
25.0	E25	30.0	0.50	4	316-25SL442-25005P	★	★	☆	☆	24.2	41.9	24.2
	E25	30.0	1.00	4	316-25SL442-25010P	★	★	☆	☆	24.2	41.9	24.2
	E25	30.0	1.50	4	316-25SL442-25015P	★	★	☆	☆	24.2	41.9	24.2
	E25	30.0	2.00	4	316-25SL442-25020P	★	★	☆	☆	24.2	41.9	24.2
	E25	30.0	3.00	4	316-25SL442-25030P	★	★	☆	☆	24.2	41.9	24.2
	E25	30.0	4.00	4	316-25SL442-25040P	★	★	☆	☆	24.2	41.9	24.2

A179 A194 E9 E25

Testina in metallo duro integrale CoroMill® 316 per fresatura pesante

Per acciaio inossidabile e acciaio con durezza ≤ 48 HRc

FHA	42°
BSG	COROMANT
TCDC	h10

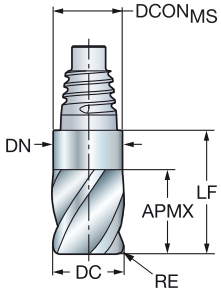

Versione in pollici

DC	CZC_{MS}	APMX	RE	ZEFP	Codice di ordinazione	P 1730	M 1730	K 1730	S 1730	$DCON_{MS}$	LF	DN
.375	E10	.453	.015	4	A316-10SL442-03704P	★	★	☆	☆	.364	.713	.364
	E10	.453	.030	4	A316-10SL442-03708P	★	★	☆	☆	.364	.713	.364
	E10	.453	.060	4	A316-10SL442-03715P	★	★	☆	☆	.364	.713	.364
.500	E12	.602	.015	4	A316-12SL442-05004P	★	★	☆	☆	.484	.898	.484
	E12	.602	.030	4	A316-12SL442-05008P	★	★	☆	☆	.484	.898	.484
	E12	.602	.060	4	A316-12SL442-05015P	★	★	☆	☆	.484	.898	.484
	E12	.602	.090	4	A316-12SL442-05023P	★	★	☆	☆	.484	.898	.484
	E12	.602	.120	4	A316-12SL442-05031P	★	★	☆	☆	.484	.898	.484
.625	E16	.752	.015	4	A316-16SL442-06204P	★	★	☆	☆	.610	1.146	.610
	E16	.752	.030	4	A316-16SL442-06208P	★	★	☆	☆	.610	1.146	.610
	E16	.752	.060	4	A316-16SL442-06215P	★	★	☆	☆	.610	1.146	.610
	E16	.752	.090	4	A316-16SL442-06223P	★	★	☆	☆	.610	1.146	.610
	E16	.752	.120	4	A316-16SL442-06231P	★	★	☆	☆	.610	1.146	.610
.750	E20	.902	.015	4	A316-20SL442-07504P	★	★	☆	☆	.728	1.291	.728
	E20	.902	.030	4	A316-20SL442-07508P	★	★	☆	☆	.728	1.291	.728
	E20	.902	.060	4	A316-20SL442-07515P	★	★	☆	☆	.728	1.291	.728
	E20	.902	.090	4	A316-20SL442-07523P	★	★	☆	☆	.728	1.291	.728
	E20	.902	.120	4	A316-20SL442-07531P	★	★	☆	☆	.728	1.291	.728
	E20	.902	.190	4	A316-20SL442-07548P	★	★	☆	☆	.728	1.291	.728
	E20	.902	.250	4	A316-20SL442-07563P	★	★	☆	☆	.728	1.291	.728
1.000	E25	1.201	.060	4	A316-25SL442-10015P	★	★	☆	☆	.965	1.665	.965
	E25	1.201	.120	4	A316-25SL442-10031P	★	★	☆	☆	.965	1.665	.965
	E25	1.201	.190	4	A316-25SL442-10048P	★	★	☆	☆	.965	1.665	.965
	E25	1.201	.250	4	A316-25SL442-10063P	★	★	☆	☆	.965	1.665	.965

A179 A194 E9 E25

SANDVIK Coromant

Testina in metallo duro integrale CoroMill® 316 per fresatura pesante

Per acciaio inossidabile e acciaio con durezza ≤ 48 HRc

FHA	42°
BSG	COROMANT
TCDC	h10

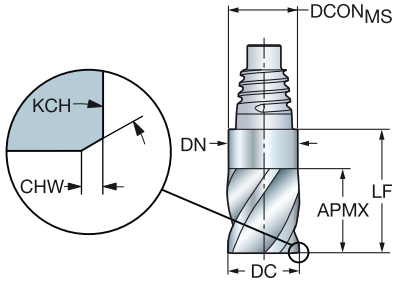

Versione metrica

DC	CZC_{MS}	APMX	CHW	KCH	ZEFP	Codice di ordinazione	P 1730	M 1730	K 1730	S 1730	$DCON_{MS}$	LF	DN
							Dimensioni, millimetri						
10.0	E10	12.0	0.15	45°	4	**316-10SL442-10000P**	★	★	☆	☆	9.7	18.5	9.7
12.0	E12	14.4	0.15	45°	4	**316-12SL442-12000P**	★	★	☆	☆	11.7	22.0	11.7
16.0	E16	19.2	0.25	45°	4	**316-16SL442-16000P**	★	★	☆	☆	15.5	29.1	15.5
20.0	E20	24.0	0.25	45°	4	**316-20SL442-20000P**	★	★	☆	☆	19.3	34.2	19.3
25.0	E25	30.0	0.25	45°	4	**316-25SL442-25000P**	★	★	☆	☆	24.2	41.9	24.2

A179 A194 E9 E25

Testina in metallo duro integrale CoroMill® 316 per fresatura multioperazione stabile

Quando utilizzarlo

Quando occorrono buone prestazioni di sgrossatura su materiali e in applicazioni differenti

Scelta prioritaria in applicazioni di fresatura generale

Materiale ISO	P K M S
Qualità	1730
Stelo	Coromant EH

Gamma di prodotti

Il passo differenziato riduce le vibrazioni



ITA

Testina in metallo duro integrale CoroMill® 316 per fresatura multioperazione stabile

Per componenti multimateriale con durezza ≤ 48 HRc

FHA	50°
BSG	COROMANT
TCDC	h9

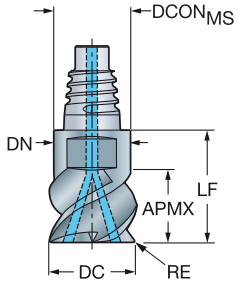

Versione metrica

DC	CZCMS	APMX	RE	CNSC	CXSC	ZEFP	Codice di ordinazione	P 1730	M 1730	K 1730	S 1730	Dimensioni, millimetri DCONMS	LF	DN
10.0	E10	6.0	0.50	1	2	4	316-10SM450C10005P	★	★	☆	☆	9.7	12.4	9.7
	E10	6.0	1.00	1	2	4	316-10SM450C10010P	★	★	☆	☆	9.7	12.4	9.7
	E10	6.0	1.50	1	2	4	316-10SM450C10015P	★	★	☆	☆	9.7	12.4	9.7
	E10	6.0	2.00	1	2	4	316-10SM450C10020P	★	★	☆	☆	9.7	12.4	9.7
	E10	6.0	3.00	1	2	4	316-10SM450C10030P	★	★	☆	☆	9.7	12.4	9.7
12.0	E12	7.5	0.50	1	2	4	316-12SM450C12005P	★	★	☆	☆	11.7	14.5	11.7
	E12	7.5	1.00	1	2	4	316-12SM450C12010P	★	★	☆	☆	11.7	14.5	11.7
	E12	7.5	2.00	1	2	4	316-12SM450C12020P	★	★	☆	☆	11.7	14.5	11.7
	E12	7.5	3.00	1	2	4	316-12SM450C12030P	★	★	☆	☆	11.7	14.5	11.7
	E12	7.5	4.00	1	2	4	316-12SM450C12040P	★	★	☆	☆	11.7	14.5	11.7
16.0	E16	10.0	0.50	1	3	4	316-16SM450C16005P	★	★	☆	☆	15.5	18.7	15.5
	E16	10.0	1.00	1	2	4	316-16SM450C16010P	★	★	☆	☆	15.5	18.7	15.5
	E16	10.0	1.50	1	2	4	316-16SM450C16015P	★	★	☆	☆	15.5	18.7	15.5
	E16	10.0	2.00	1	2	4	316-16SM450C16020P	★	★	☆	☆	15.5	18.7	15.5
	E16	10.0	3.00	1	2	4	316-16SM450C16030P	★	★	☆	☆	15.5	18.7	15.5
	E16	10.0	4.00	1	2	4	316-16SM450C16040P	★	★	☆	☆	15.5	18.7	15.5
20.0	E20	12.0	0.50	1	3	4	316-20SM450C20005P	★	★	☆	☆	19.3	21.3	19.3
	E20	12.0	1.00	1	2	4	316-20SM450C20010P	★	★	☆	☆	19.3	21.3	19.3
	E20	12.0	1.50	1	2	4	316-20SM450C20015P	★	★	☆	☆	19.3	21.3	19.3
	E20	12.0	2.00	1	2	4	316-20SM450C20020P	★	★	☆	☆	19.3	21.3	19.3
	E20	12.0	3.00	1	2	4	316-20SM450C20030P	★	★	☆	☆	19.3	21.3	19.3
	E20	12.0	4.00	1	2	4	316-20SM450C20040P	★	★	☆	☆	19.3	21.3	19.3
25.0	E25	15.0	1.00	1	2	5	316-25SM550C25010P	★	★	☆	☆	24.2	25.6	24.2
	E25	15.0	1.50	1	2	5	316-25SM550C25015P	★	★	☆	☆	24.2	25.6	24.2
	E25	15.0	2.00	1	2	5	316-25SM550C25020P	★	★	☆	☆	24.2	25.6	24.2

Versione in pollici

DC	CZCMS	APMX	RE	CNSC	CXSC	ZEFP	Codice di ordinazione	P 1730	M 1730	K 1730	S 1730	Dimensioni, pollici DCONMS	LF	DN
.375	E10	.236	.015	1	3	4	A316-10SM450C03704P	★	★	☆	☆	.364	.488	.364
	E10	.236	.031	1	3	4	A316-10SM450C03708P	★	★	☆	☆	.364	.488	.364
.500	E12	.315	.015	1	3	4	A316-12SM450C05004P	★	★	☆	☆	.484	.571	.484
	E12	.315	.031	1	3	4	A316-12SM450C05008P	★	★	☆	☆	.484	.571	.484
	E12	.315	.062	1	3	4	A316-12SM450C05015P	★	★	☆	☆	.484	.571	.484
.625	E16	.394	.031	1	3	4	A316-16SM450C06208P	★	★	☆	☆	.610	.736	.610
	E16	.394	.062	1	3	4	A316-16SM450C06215P	★	★	☆	☆	.610	.736	.610
.750	E20	.453	.031	1	3	4	A316-20SM450C07508P	★	★	☆	☆	.728	.839	.728
	E20	.453	.062	1	3	4	A316-20SM450C07515P	★	★	☆	☆	.728	.839	.728
	E20	.453	.125	1	3	4	A316-20SM450C07532P	★	★	☆	☆	.728	.839	.728
	E20	.453	.250	1	3	4	A316-20SM450C07563P	★	★	☆	☆	.728	.839	.728
1.000	E25	.610	.125	1	3	5	A316-25SM550C10032P	★	★	☆	☆	.965	1.008	.965
	E25	.610	.188	1	3	5	A316-25SM550C10047P	★	★	☆	☆	.965	1.008	.965
	E25	.610	.250	1	3	5	A316-25SM550C10063P	★	★	☆	☆	.965	1.008	.965

A184 A194 E9 E25 E28

Testina in metallo duro integrale CoroMill® 316 per fresatura multioperazione stabile

Per componenti multimateriale con durezza ≤ 48 HRc

FHA	50°
BSG	COROMANT
TCDC	h9

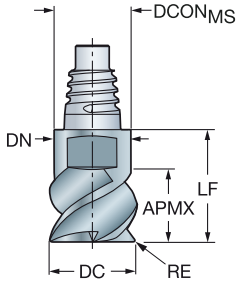

Versione metrica

DC	CZC_{MS}	APMX	RE	ZEFP	Codice di ordinazione	P 1730	M 1730	K 1730	S 1730	Dimensioni, millimetri $DCON_{MS}$	LF	DN
10.0	E10	5.5	0.50	3	316-10SM350-10005P	★	★	☆	☆	9.7	12.4	9.7
	E10	5.5	0.50	4	316-10SM450-10005P	★	★	☆	☆	9.7	12.4	9.7
	E10	5.5	1.00	3	316-10SM350-10010P	★	★	☆	☆	9.7	12.4	9.7
	E10	5.5	1.00	4	316-10SM450-10010P	★	★	☆	☆	9.7	12.4	9.7
	E10	5.5	1.50	4	316-10SM450-10015P	★	★	☆	☆	9.7	12.4	9.7
	E10	5.5	2.00	4	316-10SM450-10020P	★	★	☆	☆	9.7	12.4	9.7
	E10	5.5	3.00	4	316-10SM450-10030P	★	★	☆	☆	9.7	12.4	9.7
12.0	E12	6.5	0.50	4	316-12SM450-12005P	★	★	☆	☆	11.7	14.5	11.7
	E12	6.5	0.50	3	316-12SM350-12005P	★	★	☆	☆	11.7	14.5	11.7
	E12	6.5	1.00	3	316-12SM350-12010P	★	★	☆	☆	11.7	14.5	11.7
	E12	6.5	1.00	4	316-12SM450-12010P	★	★	☆	☆	11.7	14.5	11.7
	E12	6.5	1.50	4	316-12SM450-12015P	★	★	☆	☆	11.7	14.5	11.7
	E12	6.5	2.00	4	316-12SM450-12020P	★	★	☆	☆	11.7	14.5	11.7
	E12	6.5	3.00	4	316-12SM450-12030P	★	★	☆	☆	11.7	14.5	11.7
	E12	6.5	4.00	4	316-12SM450-12040P	★	★	☆	☆	11.7	14.5	11.7
16.0	E16	8.5	0.50	4	316-16SM450-16005P	★	★	☆	☆	15.5	18.7	15.5
	E16	8.5	0.50	3	316-16SM350-16005P	★	★	☆	☆	15.5	18.7	15.5
	E16	8.5	1.00	4	316-16SM450-16010P	★	★	☆	☆	15.5	18.7	15.5
	E16	8.5	1.00	3	316-16SM350-16010P	★	★	☆	☆	15.5	18.7	15.5
	E16	8.5	1.50	4	316-16SM450-16015P	★	★	☆	☆	15.5	18.7	15.5
	E16	8.5	2.00	4	316-16SM450-16020P	★	★	☆	☆	15.5	18.7	15.5
	E16	8.5	3.00	4	316-16SM450-16030P	★	★	☆	☆	15.5	18.7	15.5
	E16	8.5	4.00	4	316-16SM450-16040P	★	★	☆	☆	15.5	18.7	15.5
20.0	E20	11.0	0.50	4	316-20SM450-20005P	★	★	☆	☆	19.3	21.3	19.3
	E20	11.0	0.50	3	316-20SM350-20005P	★	★	☆	☆	19.3	21.3	19.3
	E20	11.0	1.00	4	316-20SM450-20010P	★	★	☆	☆	19.3	21.3	19.3
	E20	11.0	1.00	3	316-20SM350-20010P	★	★	☆	☆	19.3	21.3	19.3
	E20	11.0	1.50	4	316-20SM450-20015P	★	★	☆	☆	19.3	21.3	19.3
	E20	11.0	2.00	4	316-20SM450-20020P	★	★	☆	☆	19.3	21.3	19.3
	E20	11.0	3.00	4	316-20SM450-20030P	★	★	☆	☆	19.3	21.3	19.3
	E20	11.0	4.00	4	316-20SM450-20040P	★	★	☆	☆	19.3	21.3	19.3
25.0	E25	13.5	1.00	5	316-25SM550-25010P	★	★	☆	☆	24.2	25.6	24.2
	E25	13.5	1.50	5	316-25SM550-25015P	★	★	☆	☆	24.2	25.6	24.2
	E25	13.5	2.00	5	316-25SM550-25020P	★	★	☆	☆	24.2	25.6	24.2

A184 A194 E9 E25

ITA

Testina in metallo duro integrale CoroMill® 316 per fresatura multioperazione stabile

Per componenti multimateriale con durezza ≤ 48 HRc

FHA	50°
BSG	COROMANT
TCDC	h9

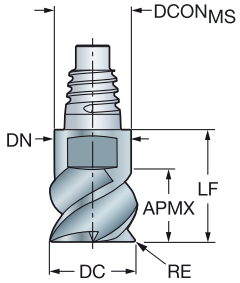

Versione in pollici

DC	CZC_{MS}	APMX	RE	ZEFP	Codice di ordinazione	P 1730	M 1730	K 1730	S 1730	$DCON_{MS}$	LF	DN
						Dimensioni, pollici						
.375	E10	.209	.015	4	A316-10SM450-03704P	★	★	☆	☆	.364	.488	.364
	E10	.209	.015	3	A316-10SM350-03704P	★	★	☆	☆	.364	.488	.364
	E10	.209	.031	4	A316-10SM450-03708P	★	★	☆	☆	.364	.488	.364
	E10	.209	.031	3	A316-10SM350-03708P	★	★	☆	☆	.364	.488	.364
	E10	.209	.062	4	A316-10SM450-03715P	★	★	☆	☆	.364	.488	.364
	E10	.209	.062	3	A316-10SM350-03715P	★	★	☆	☆	.364	.488	.364
.500	E12	.276	.015	4	A316-12SM450-05004P	★	★	☆	☆	.484	.575	.484
	E12	.276	.015	3	A316-12SM350-05004P	★	★	☆	☆	.484	.575	.484
	E12	.276	.031	4	A316-12SM450-05008P	★	★	☆	☆	.484	.575	.484
	E12	.276	.031	3	A316-12SM350-05008P	★	★	☆	☆	.484	.575	.484
	E12	.276	.062	3	A316-12SM350-05015P	★	★	☆	☆	.484	.575	.484
.625	E16	.335	.015	3	A316-16SM350-06204P	★	★	☆	☆	.610	.736	.610
	E16	.335	.031	4	A316-16SM450-06208P	★	★	☆	☆	.610	.736	.610
.750	E20	.413	.031	4	A316-20SM450-07508P	★	★	☆	☆	.728	.839	.728
	E20	.413	.031	3	A316-20SM350-07508P	★	★	☆	☆	.728	.839	.728
	E20	.413	.125	4	A316-20SM450-07532P	★	★	☆	☆	.728	.839	.728
	E20	.413	.250	4	A316-20SM450-07563P	★	★	☆	☆	.728	.839	.728
1.000	E25	.551	.062	5	A316-25SM550-10015P	★	★	☆	☆	.965	1.008	.965
	E25	.551	.125	5	A316-25SM550-10032P	★	★	☆	☆	.965	1.008	.965
	E25	.551	.188	5	A316-25SM550-10047P	★	★	☆	☆	.965	1.008	.965
	E25	.551	.250	5	A316-25SM550-10063P	★	★	☆	☆	.965	1.008	.965

A184 A194 E9 E25

Testina in metallo duro integrale CoroMill® 316 per fresatura laterale ad avanzamenti elevati

Quando utilizzarlo

Scelta prioritaria per la fresatura laterale ad avanzamenti elevati su leghe di titanio
Eccellenti in condizioni intermedie (ae fino al 10% Dc) quando è necessaria una buona finitura superficiale

Materiale ISO	**S**
Qualità	1745
Stelo	Coromant EH

Gamma di prodotti

Qualità specifica per leghe di titanio



Testina in metallo duro integrale CoroMill® 316 per fresatura laterale ad avanzamenti elevati

Per leghe di titanio

FHA	42°
BSG	COROMANT
TCDC	h10

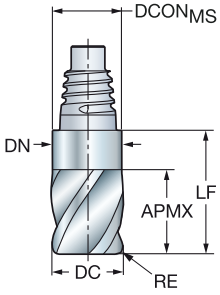

Versione metrica

DC	CZC_{MS}	APMX	RE	ZEFP	Codice di ordinazione	S 1745	$DCON_{MS}$	LF	DN
						Dimensioni, millimetri			
10.0	E10	15.0	0.50	6	316-10FL642-10005L	★	9.7	23.3	9.7
	E10	15.0	1.00	6	316-10FL642-10010L	★	9.7	23.3	9.7
	E10	15.0	2.00	6	316-10FL642-10020L	★	9.7	23.3	9.7
12.0	E12	18.0	0.50	6	316-12FL642-12005L	★	11.7	27.4	11.7
	E12	18.0	1.00	6	316-12FL642-12010L	★	11.7	27.4	11.7
	E12	18.0	2.00	6	316-12FL642-12020L	★	11.7	27.4	11.7
	E12	18.0	3.00	6	316-12FL642-12030L	★	11.7	27.4	11.7
16.0	E16	24.0	0.50	6	316-16FL642-16005L	★	15.5	35.6	15.5
	E16	24.0	1.00	6	316-16FL642-16010L	★	15.5	35.6	15.5
	E16	24.0	2.00	6	316-16FL642-16020L	★	15.5	35.6	15.5
	E16	24.0	3.00	6	316-16FL642-16030L	★	15.5	35.6	15.5
	E16	24.0	4.00	6	316-16FL642-16040L	★	15.5	35.6	15.5
20.0	E20	30.0	1.00	6	316-20FL642-20010L	★	19.3	41.7	19.3
	E20	30.0	2.00	6	316-20FL642-20020L	★	19.3	41.7	19.3
	E20	30.0	3.00	6	316-20FL642-20030L	★	19.3	41.7	19.3
	E20	30.0	4.00	6	316-20FL642-20040L	★	19.3	41.7	19.3
25.0	E25	37.5	1.00	6	316-25FL642-25010L	★	24.2	51.0	24.2
	E25	37.5	2.00	6	316-25FL642-25020L	★	24.2	51.0	24.2
	E25	37.5	3.00	6	316-25FL642-25030L	★	24.2	51.0	24.2

Versione in pollici

DC	CZC_{MS}	APMX	RE	ZEFP	Codice di ordinazione	S 1745	$DCON_{MS}$	LF	DN
						Dimensioni, pollici			
.375	E10	.563	.030	6	A316-10FL642-03708L	★	.364	.890	.362
	E10	.563	.060	6	A316-10FL642-03715L	★	.364	.890	.362
.500	E12	.750	.030	6	A316-12FL642-05008L	★	.484	1.122	.500
	E12	.750	.060	6	A316-12FL642-05015L	★	.484	1.122	.500
	E12	.750	.090	6	A316-12FL642-05023L	★	.484	1.122	.500
	E12	.750	.120	6	A316-12FL642-05031L	★	.484	1.122	.500
.625	E16	.937	.030	6	A316-16FL642-06208L	★	.610	1.402	.610
	E16	.937	.060	6	A316-16FL642-06215L	★	.610	1.402	.610
	E16	.937	.090	6	A316-16FL642-06223L	★	.610	1.402	.610
	E16	.937	.120	6	A316-16FL642-06231L	★	.610	1.402	.610
.750	E20	1.125	.030	6	A316-20FL642-07508L	★	.728	1.587	.728
	E20	1.125	.060	6	A316-20FL642-07515L	★	.728	1.587	.728
	E20	1.125	.090	6	A316-20FL642-07523L	★	.728	1.587	.728
	E20	1.125	.120	6	A316-20FL642-07531L	★	.728	1.587	.728
1.000	E25	1.500	.030	6	A316-25FL642-10008L	★	.965	2.032	.965
	E25	1.500	.060	6	A316-25FL642-10015L	★	.965	2.032	.965
	E25	1.500	.090	6	A316-25FL642-10023L	★	.965	2.032	.965
	E25	1.500	.120	6	A316-25FL642-10031L	★	.965	2.032	.965

A181 E9

CoroMill® 316, testina di metallo duro integrale per spianatura a elevati avanzamenti

Quando utilizzarlo

Spianatura ad elevati avanzamenti
Sgrossatura ad avanzamenti elevati di forme 3D

Materiale ISO	P M K S
Qualità	1730
Stelo	Coromant EH

Gamma di prodotti

Per componenti multimateriale con durezza ≤ 48 HRc



ITA

Testina in metallo duro integrale CoroMill® 316 per spianatura ad avanzamenti elevati

Per componenti multimateriale con durezza ≤ 48 HRc

BSG
TCDC

COROMANT
h9

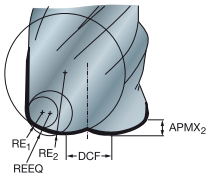

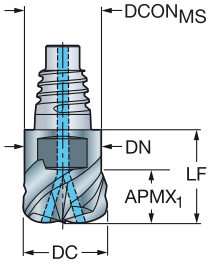

Versione metrica

DC	CZC$_{MS}$	APMX$_1$	APMX$_2$	RE$_1$	RE$_2$	CNSC	CXSC	ZEFP	FHA	Codice di ordinazione	P 1730	M 1730	K 1730	S 1730	Dimensioni, millimetri DCON$_{MS}$	DCF	LF	DN	REEQ
10.0	E10	6.0	0.7	1.5	5.0	1	2	4	50°	316-10HM450C10015P	★	★	☆	☆	9.7	3.4	12.4	9.7	1.99
12.0	E12	7.5	0.8	1.5	6.0	1	2	4	50°	316-12HM450C12015P	★	★	☆	☆	11.7	4.5	14.5	11.7	2.10
16.0	E16	10.0	1.0	2.0	8.0	1	2	4	50°	316-16HM450C16020P	★	★	☆	☆	15.5	6.2	18.7	15.5	2.75
20.0	E20	12.0	1.3	2.0	10.0	1	2	4	50°	316-20HM450C20020P	★	★	☆	☆	19.3	8.0	21.3	19.3	3.07
25.0	E25	13.0	1.6	3.0	12.0	1	3	5	50°	316-25HM550C25030P	★	★	☆	☆	24.2	10.0	25.6	24.2	4.21

Versione in pollici

DC	CZC$_{MS}$	APMX$_1$	APMX$_2$	RE$_1$	RE$_2$	CNSC	CXSC	ZEFP	FHA	Codice di ordinazione	P 1730	M 1730	K 1730	S 1730	Dimensioni, pollici DCON$_{MS}$	DCF	LF	DN	REEQ
.375	E10	.236	.024	.060	.181	1	3	4	50°	A316-10HM450C03715P	★	★	☆	☆	.364	.134	.488	.364	.076
.500	E12	.315	.033	.060	.236	1	3	4	50°	A316-12HM450C05015P	★	★	☆	☆	.484	.197	.571	.484	.086
.625	E16	.394	.039	.080	.315	1	3	4	50°	A316-16HM450C06220P	★	★	☆	☆	.610	.236	.736	.610	.110
.750	E20	.453	.047	.080	.354	1	3	4	50°	A316-20HM450C07520P	★	★	☆	☆	.728	.315	.839	.728	.117

A183 A194 E9 E25 E28

Testina in metallo duro integrale CoroMill® 316 per spianatura ad avanzamenti elevati

Per componenti multimateriale con durezza ≤ 48 HRc

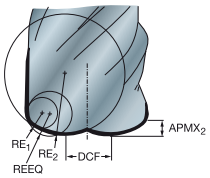

TCDC h9

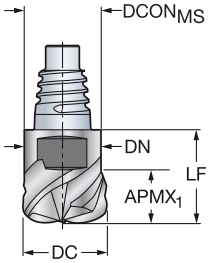

Versione metrica

DC	CZC_{MS}	$APMX_1$	$APMX_2$	RE_1	RE_2	ZEFP	FHA	Codice di ordinazione	P 1730	M 1730	K 1730	S 1730	Dimensioni, millimetri $DCON_{MS}$	DCF	LF	DN	REEQ
10.0	E10	5.5	0.7	1.5	5.0	3	50°	316-10HM350-10015P	★	★	☆	☆	9.7	3.4	12.4	9.7	1.99
	E10	5.5	0.7	1.5	5.0	4	50°	316-10HM450-10015P	★	★	☆	☆	9.7	3.4	12.4	9.7	1.99
12.0	E12	6.5	0.8	1.5	6.0	3	50°	316-12HM350-12015P	★	★	☆	☆	11.7	4.5	14.5	11.7	2.10
	E12	6.5	0.8	1.5	6.0	4	50°	316-12HM450-12015P	★	★	☆	☆	11.7	4.5	14.5	11.7	2.10
16.0	E16	8.5	1.0	2.0	8.0	3	50°	316-16HM350-16020P	★	★	☆	☆	15.5	6.2	18.7	15.5	2.75
	E16	8.5	1.0	2.0	8.0	4	50°	316-16HM450-16020P	★	★	☆	☆	15.5	6.2	18.7	15.5	2.75
20.0	E20	11.0	1.3	2.0	10.0	4	50°	316-20HM450-20020P	★	★	☆	☆	19.3	8.0	21.3	19.3	3.07
25.0	E25	13.5	1.6	3.0	12.0	4	50°	316-25HM450-25030P	★	★	☆	☆	24.2	10.0	25.6	24.2	4.21

Versione in pollici

DC	CZC_{MS}	$APMX_1$	$APMX_2$	RE_1	RE_2	ZEFP	FHA	Codice di ordinazione	P 1730	M 1730	K 1730	S 1730	Dimensioni, pollici $DCON_{MS}$	DCF	LF	DN	REEQ
.375	E10	.209	.024	.060	.181	4	50°	A316-10HM450-03715P	★	★	☆	☆	.364	.134	.488	.364	.076
.500	E12	.276	.033	.060	.236	4	50°	A316-12HM450-05015P	★	★	☆	☆	.484	.197	.575	.484	.086
.625	E16	.335	.039	.080	.315	4	50°	A316-16HM450-06220P	★	★	☆	☆	.610	.236	.736	.610	.110
.750	E20	.413	.047	.080	.354	4	50°	A316-20HM450-07520P	★	★	☆	☆	.728	.315	.839	.728	.117

A183 A194 E9 E25 E28

Testina in metallo duro integrale CoroMill® 316 per fresatura a elevato carico di trucioli

Quando utilizzarlo

Utilizzare quando è necessario grande spazio per i trucioli (ad es. cave dal pieno)
Buone prestazioni nella fresatura a tuffo e nella lavorazione di piani inclinati

Materiale ISO	P M K S
Qualità	1730
Stelo	Coromant EH

Gamma di prodotti

Per componenti multimateriale con durezza ≤ 48 HRc

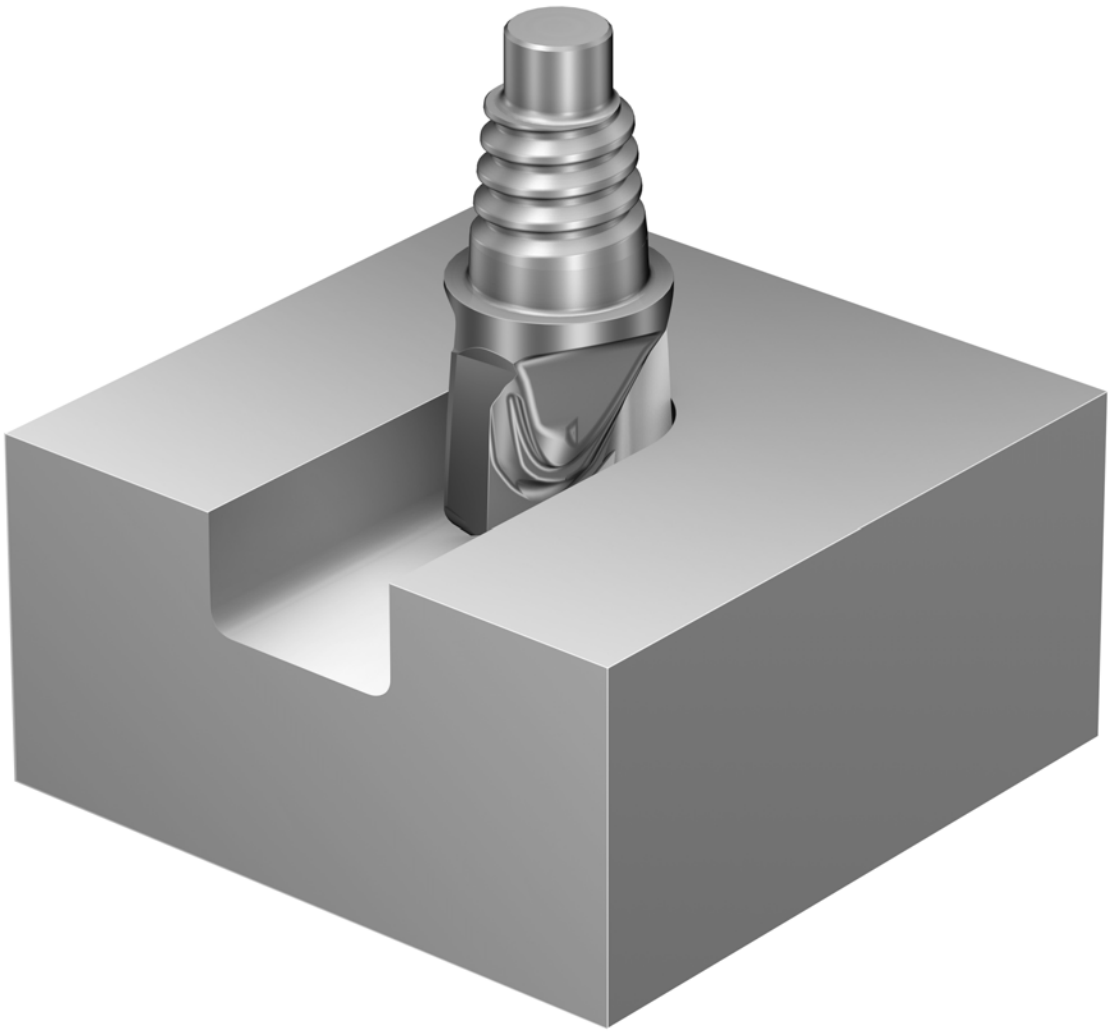

Testina in metallo duro integrale CoroMill® 316 per fresatura di sgrossatura z2

Per componenti multimateriale con durezza ≤ 48 HRc

FHA	10°
BSG	COROMANT
TCDC	h10

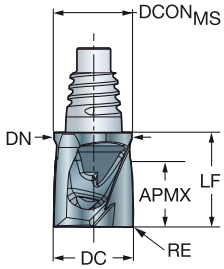

Versione metrica

DC	CZC_{MS}	APMX	RE	ZEFP	Codice di ordinazione	P 1730	M 1730	K 1730	S 1730	$DCON_{MS}$	LF	DN
						Dimensioni, millimetri						
10.0	E10	8.0	0.50	2	316-10SM210-10005P	★	★	☆	☆	9.7	11.8	9.7
	E10	8.0	0.80	2	316-10SM210-10008P	★	★	☆	☆	9.7	11.8	9.7
	E10	8.0	1.00	2	316-10SM210-10010P	★	★	☆	☆	9.7	11.8	9.7
12.0	E12	10.0	0.50	2	316-12SM210-12005P	★	★	☆	☆	11.7	14.0	11.7
	E12	10.0	0.80	2	316-12SM210-12008P	★	★	☆	☆	11.7	14.0	11.7
16.0	E16	13.0	0.50	2	316-16SM210-16005P	★	★	☆	☆	15.5	18.1	15.5
	E16	13.0	0.80	2	316-16SM210-16008P	★	★	☆	☆	15.5	18.1	15.5
	E16	13.0	1.00	2	316-16SM210-16010P	★	★	☆	☆	15.5	18.1	15.5
	E16	13.0	3.00	2	316-16SM210-16030P	★	★	☆	☆	15.5	18.1	15.5

A191 A194 E9 E25

Testina in metallo duro integrale CoroMill® 316 con grande capacità di asportazione dei trucioli

Gamma di prodotti

Scelta prioritaria per la lavorazione di alluminio e termoplastica

Materiale ISO	N
Qualità	H10F
Stelo	Coromant EH

Testina in metallo duro integrale CoroMill® 316 con grande capacità di asportazione dei trucioli

Per materiali non ferrosi

FHA 45°
BSG COROMANT
TCDC h9

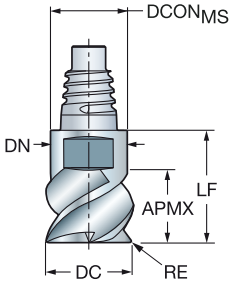

Versione metrica

DC	CZC$_{MS}$	APMX	RE	ZEFP	Codice di ordinazione	N H10F	DCON$_{MS}$	LF	DN
							Dimensioni, millimetri		
10.0	E10	5.5	1.00	3	316-10SM345-10010A	★	9.7	12.4	9.7
	E10	5.5	2.50	3	316-10SM345-10025A	★	9.7	12.4	9.7
12.0	E12	6.5	1.00	3	316-12SM345-12010A	★	11.7	14.5	11.7
	E12	6.5	2.50	3	316-12SM345-12025A	★	11.7	14.5	11.7
	E12	6.5	4.00	3	316-12SM345-12040A	★	11.7	14.5	11.7
16.0	E16	8.5	1.50	3	316-16SM345-16015A	★	15.5	18.7	15.5
	E16	8.5	2.50	3	316-16SM345-16025A	★	15.5	18.7	15.5
	E16	8.5	4.00	3	316-16SM345-16040A	★	15.5	18.7	15.5
20.0	E20	11.0	2.50	3	316-20SM345-20025A	★	19.3	21.3	19.3
	E20	11.0	4.00	3	316-20SM345-20040A	★	19.3	21.3	19.3
25.0	E25	13.5	4.00	3	316-25SM345-25040A	★	24.2	25.6	24.2

FHA 45°
BSG COROMANT
TCDC h9

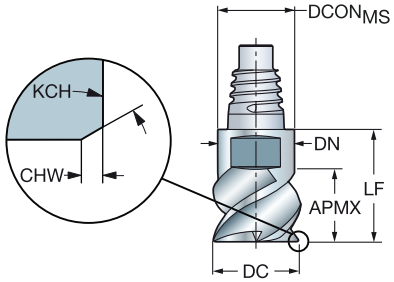

Versione metrica

DC	CZC$_{MS}$	APMX	CHW	KCH	ZEFP	Codice di ordinazione	N H10F	DCON$_{MS}$	LF	DN
								Dimensioni, millimetri		
10.0	E10	5.5	0.10	45°	3	316-10SM345-10000A	★	9.7	12.4	9.7
12.0	E12	6.5	0.10	45°	3	316-12SM345-12000A	★	11.7	14.5	11.7
16.0	E16	8.5	0.15	45°	3	316-16SM345-16000A	★	15.5	18.7	15.5
20.0	E20	11.0	0.15	45°	3	316-20SM345-20000A	★	19.3	21.3	19.3
25.0	E25	13.5	0.15	45°	3	316-25SM345-25000A	★	24.2	25.6	24.2

A187 A194 E9 E25

SANDVIK Coromant

Testina in metallo duro integrale CoroMill® 316 per sgrossatura con rompitrucioli

Quando utilizzarlo

Quando è necessario spezzare i trucioli in parti più piccole
Risolutore di problemi in condizioni instabili

Materiale ISO	P M K S
Qualità	1730
Stelo	Coromant EH

Gamma di prodotti

Per componenti multimateriale con durezza ≤ 48 HRc



Testina in metallo duro integrale CoroMill® 316 per sgrossatura con rompitrucioli

Per componenti multimateriale con durezza ≤ 48 HRc

FHA	45°
BSG	COROMANT
TCDC	h12

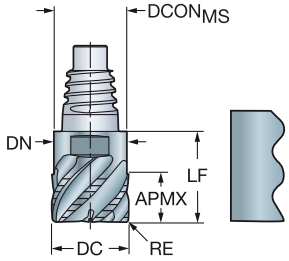

Versione metrica

DC	CZC_{MS}	APMX	RE	ZEFP	Codice di ordinazione	P 1730	M 1730	K 1730	S 1730	$DCON_{MS}$	LF	DN
										Dimensioni, millimetri		
10.0	E10	5.5	0.40	4	316-10SM440-10004K	★	★	☆	☆	9.7	12.4	9.7
	E10	5.5	0.40	5	316-10SM545-10004K	★	★	☆	☆	9.7	12.4	9.7
12.0	E12	6.5	0.40	5	316-12SM545-12004K	★	★	☆	☆	11.7	14.5	11.7
	E12	6.5	0.40	4	316-12SM440-12004K	★	★	☆	☆	11.7	14.5	11.7
16.0	E16	8.5	0.40	6	316-16SM645-16004K	★	★	☆	☆	15.5	18.7	15.5
	E16	8.5	0.40	4	316-16SM440-16004K	★	★	☆	☆	15.5	18.7	15.5
20.0	E20	11.0	0.40	6	316-20SM645-20004K	★	★	☆	☆	19.3	21.3	19.3
25.0	E25	13.5	0.40	8	316-25SM845-25004K	★	★	☆	☆	24.2	25.6	24.2

Versione in pollici

DC	CZC_{MS}	APMX	RE	ZEFP	Codice di ordinazione	P 1730	M 1730	K 1730	S 1730	$DCON_{MS}$	LF	DN
										Dimensioni, pollici		
.375	E10	.209	.016	4	A316-10SM440-03704K	★	★	☆	☆	.364	.488	.364
.500	E12	.276	.016	4	A316-12SM440-05004K	★	★	☆	☆	.484	.575	.484
	E12	.276	.062	4	A316-12SM440-05015K	★	★	☆	☆	.484	.575	.484
.625	E16	.335	.062	4	A316-16SM440-06215K	★	★	☆	☆	.610	.736	.610
.750	E20	.413	.015	4	A316-20SM440-07504K	★	★	☆	☆	.728	.839	.728
	E20	.413	.016	6	A316-20SM645-07504K	★	★	☆	☆	.728	.839	.728
1.000	E25	.551	.016	8	A316-25SM845-10004K	★	★	☆	☆	.965	1.008	.965

A188 A194 E9 E25

SANDVIK Coromant

Testina in metallo duro integrale CoroMill® 316 per profilatura

Quando utilizzarlo

Profilatura con lo stesso utensile su diversi materiali

Materiale ISO	P M K N S
Qualità	1730
Stelo	Coromant EH

Gamma di prodotti

Per componenti multimateriale con durezza ≤ 48 HRc



Testina in metallo duro integrale CoroMill® 316 per profilatura

Per componenti multimateriale con durezza ≤ 48 HRc

BSG	COROMANT
TCDC	h9
PSIR	0°

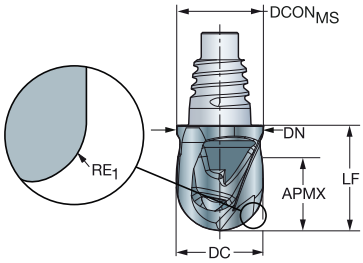

Versione metrica

DC	CZC_{MS}	APMX	RE_1	ZEFP	FHA	Codice di ordinazione	P 1730	M 1730	K 1730	S 1730	Dimensioni, millimetri $DCON_{MS}$	LF	DN
10.0	E10	8.0	5.00	2	10°	316-10BM210-10050G	★	★	☆	☆	9.7	11.8	9.7
12.0	E12	10.0	6.00	2	10°	316-12BM210-12060G	★	★	☆	☆	11.7	14.0	11.7
16.0	E16	13.0	8.00	2	10°	316-16BM210-16080G	★	★	☆	☆	15.5	18.1	15.5

Versione in pollici

DC	CZC_{MS}	APMX	RE_1	ZEFP	FHA	Codice di ordinazione	P 1730	M 1730	K 1730	S 1730	Dimensioni, pollici $DCON_{MS}$	LF	DN
.375	E10	.315	.188	2	10°	A316-10BM210-03750G	★	★	☆	☆	.364	.465	.382
.500	E12	.413	.250	2	10°	A316-12BM210-05060G	★	★	☆	☆	.484	.551	.461
.625	E16	.512	.313	2	10°	A316-16BM210-06280G	★	★	☆	☆	.610	.713	.610

A192 A194 E9 E25

Testina in metallo duro integrale CoroMill® 316 per profilatura

Per componenti multimateriale con durezza ≤ 48 HRc

BSG	COROMANT
TCDC	h9
PSIR	0°

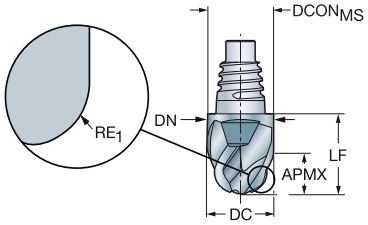

Versione metrica

DC	CZC_{MS}	APMX	RE_1	ZEFP	FHA	Codice di ordinazione	P 1730	M 1730	K 1730	S 1730	Dimensioni, millimetri $DCON_{MS}$	LF	DN
10.0	E10	5.5	5.00	4	40°	316-10BM440-10050G	★	★	☆	☆	9.7	12.4	9.7
12.0	E12	6.5	6.00	4	40°	316-12BM440-12060G	★	★	☆	☆	11.7	14.5	11.7
16.0	E16	8.5	8.00	4	40°	316-16BM440-16080G	★	★	☆	☆	15.5	18.7	15.5
20.0	E20	11.0	10.00	2	40°	316-20BM240-200AG	★	★	☆	☆	19.3	21.3	19.3
	E20	11.0	10.00	4	40°	316-20BM440-200AG	★	★	☆	☆	19.3	21.3	19.3
25.0	E25	13.5	12.50	4	40°	316-25BM440-250DG	★	★	☆	☆	24.2	25.6	24.2

Versione in pollici

DC	CZC_{MS}	APMX	RE_1	ZEFP	FHA	Codice di ordinazione	P 1730	M 1730	K 1730	S 1730	Dimensioni, pollici $DCON_{MS}$	LF	DN
.375	E10	.209	.188	4	40°	A316-10BM440-03750G	★	★	☆	☆	.364	.488	.364
.500	E12	.276	.250	4	40°	A316-12BM440-05060G	★	★	☆	☆	.484	.575	.484
.625	E16	.335	.313	4	40°	A316-16BM440-06280G	★	★	☆	☆	.610	.736	.610
.750	E20	.413	.375	4	40°	A316-20BM440-075AG	★	★	☆	☆	.728	.839	.728
1.000	E25	.551	.500	4	40°	A316-25BM440-100CG	★	★	☆	☆	.965	1.008	.965

A192 A194 E9 E25

Testina in metallo duro integrale CoroMill® 316 per finitura

Quando utilizzarlo

Scelta prioritaria per la finitura nelle operazioni di fresatura di spallamenti
Utilizzabili per operazioni di sgrossatura con basso impegno radiale se si desidera una velocità di avanzamento elevata (strategia trocoidale)

Materiale ISO	P M K S
Qualità	1730
Stelo	Coromant EH

Gamma di prodotti

Per componenti multimateriale con durezza ≤ 48 HRc

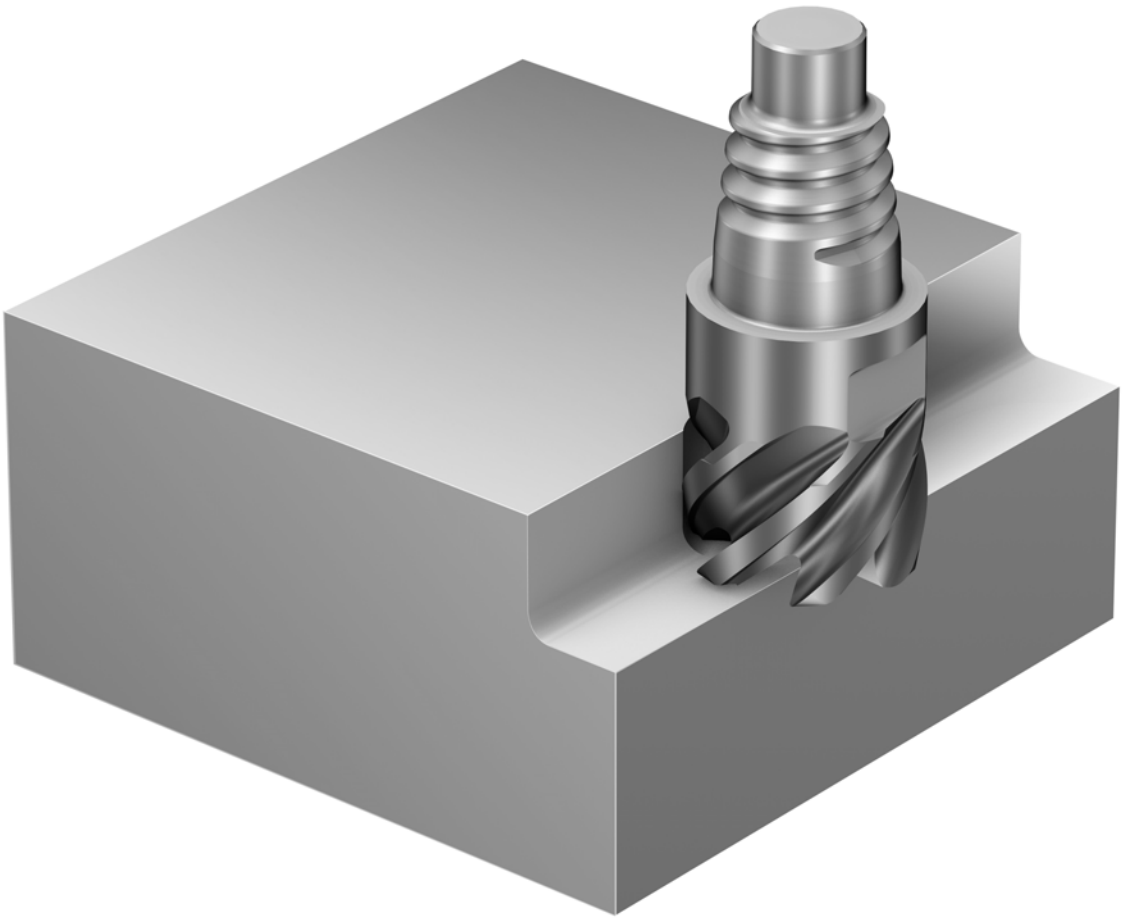

Testina in metallo duro integrale CoroMill® 316 per finitura

Per componenti multimateriale con durezza ≤ 48 HRc

FHA	50°
BSG	COROMANT
TCDC	h9

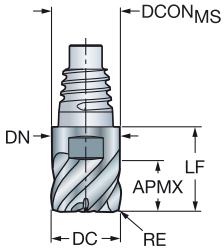

Versione metrica

DC	CZC_{MS}	APMX	RE	ZEFP	Codice di ordinazione	P 1730	M 1730	K 1730	S 1730	$DCON_{MS}$	LF	DN
						Dimensioni, millimetri						
10.0	E10	5.5	1.00	6	316-10FM650-10010L	★	★	☆	☆	9.7	12.4	9.7
12.0	E12	6.5	1.00	6	316-12FM650-12010L	★	★	☆	☆	11.7	14.5	11.7
16.0	E16	8.5	1.50	6	316-16FM650-16015L	★	★	☆	☆	15.5	18.7	15.5
20.0	E20	11.0	1.50	8	316-20FM850-20015L	★	★	☆	☆	19.3	21.3	19.3
25.0	E25	13.5	1.00	8	316-25FM850-25010L	★	★	☆	☆	24.2	25.6	24.2

Versione in pollici

DC	CZC_{MS}	APMX	RE	ZEFP	Codice di ordinazione	P 1730	M 1730	K 1730	S 1730	$DCON_{MS}$	LF	DN
						Dimensioni, pollici						
.375	E10	.209	.015	6	A316-10FM650-03704L	★	★	☆	☆	.364	.488	.364
	E10	.209	.031	6	A316-10FM650-03708L	★	★	☆	☆	.364	.488	.364
	E10	.209	.062	6	A316-10FM650-03715L	★	★	☆	☆	.364	.488	.364
.500	E12	.276	.015	6	A316-12FM650-05004L	★	★	☆	☆	.484	.575	.484
	E12	.276	.062	6	A316-12FM650-05015L	★	★	☆	☆	.484	.575	.484
.625	E16	.335	.031	6	A316-16FM650-06208L	★	★	☆	☆	.610	.736	.610
	E16	.335	.031	8	A316-16FM850-06208L	★	★	☆	☆	.610	.736	.610
.750	E20	.413	.031	8	A316-20FM850-07508L	★	★	☆	☆	.728	.839	.728
	E20	.413	.031	10	A316-20FMA50-07508L	★	★	☆	☆	.728	.839	.728
1.000	E25	.551	.062	10	A316-25FMA50-10015L	★	★	☆	☆	.965	1.008	.965
	E25	.551	.062	12	A316-25FMC50-10015L	★	★	☆	☆	.965	1.008	.965

A189 A194 E9 E25

Testina in metallo duro integrale CoroMill® 316 per finitura

Per componenti multimateriale con durezza ≤ 48 HRc

FHA	50°
BSG	COROMANT
TCDC	h10

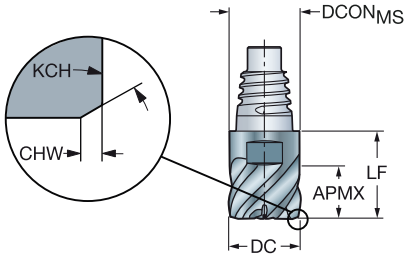

Versione metrica

DC	CZC_{MS}	APMX	CHW	KCH	ZEFP	Codice di ordinazione	P 1730	M 1730	K 1730	S 1730	Dimensioni, millimetri $DCON_{MS}$	LF	DN
10.0	E10	5.5	0.10	45°	6	316-10FM650-10000L	★	★	☆	☆	9.7	12.4	9.7
12.0	E12	6.5	0.10	45°	6	316-12FM650-12000L	★	★	☆	☆	11.7	14.5	11.7
16.0	E16	8.5	0.15	45°	6	316-16FM650-16000L	★	★	☆	☆	15.5	18.7	15.5
20.0	E20	11.0	0.15	45°	8	316-20FM850-20000L	★	★	☆	☆	19.3	21.3	19.3

A189 A194 E9 E25

Testina in metallo duro integrale CoroMill® 316 per fresatura di smussi

Quando utilizzarlo

Smussatura con lo stesso utensile su diversi materiali

Per la creazione di raggi convessi

Testina per smussatura a due taglienti, adatta alla centrinatura

Materiale ISO	P M K S
Qualità	1730
Stelo	Coromant EH

Gamma di prodotti

Per componenti multimateriale con durezza ≤ 48 HRc



Testina in metallo duro integrale CoroMill® 316 per fresatura di smussi

Per componenti multimateriale con durezza ≤ 48 HRc

BSG COROMANT

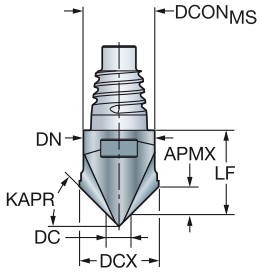

Versione metrica

KAPR	CZC$_{MS}$	APMX	ZEFP	Codice di ordinazione	P 1730	M 1730	K 1730	S 1730	Dimensioni, millimetri DCON$_{MS}$	DC	DCX	LF	DN
15°	E12	1.20	6	316-12CM600-12015G	★	★	☆	☆	11.70	3.00	12.0	14.50	11.7
30°		2.60	6	316-12CM600-12030G	★	★	☆	☆	11.70	3.00	12.0	13.60	11.7
45°	E10	4.25	4	316-10CM400-10045G	★	★	☆	☆	9.70	1.50	10.0	11.66	9.7
45°	E12	4.50	6	316-12CM600-12045G	★	★	☆	☆	11.70	3.00	12.0	13.00	11.7
45°	E16	6.00	8	316-16CM800-16045G	★	★	☆	☆	15.50	4.00	16.0	16.70	15.5
60°	E10	5.60	4	316-10CM400-10060G	★	★	☆	☆	9.70	3.50	10.0	12.40	9.7
60°	E12	6.50	6	316-12CM600-12060G	★	★	☆	☆	11.70	4.50	12.0	14.50	11.7

Versione in pollici

KAPR	CZC$_{MS}$	APMX	ZEFP	Codice di ordinazione	P 1730	M 1730	K 1730	S 1730	Dimensioni, pollici DCON$_{MS}$	DC	DCX	LF	DN
30°	E10	.073	4	A316-10CM400-03730G	★	★	☆	☆	.364	.118	.375	.454	.364
30°	E12	.110	6	A316-12CM600-05030G	★	★	☆	☆	.484	.118	.500	.541	.484
30°	E16	.146	8	A316-16CM800-06230G	★	★	☆	☆	.610	.118	.625	.702	.610
45°	E10	.128	4	A316-10CM400-03745G	★	★	☆	☆	.364	.118	.375	.429	.364
45°	E12	.191	6	A316-12CM600-05045G	★	★	☆	☆	.484	.118	.500	.516	.484
45°	E16	.256	8	A316-16CM800-06245G	★	★	☆	☆	.610	.256	.625	.736	.610
49°	E12	.220	6	A316-12CM600-05049G	★	★	☆	☆	.484	.118	.500	.575	.484
49°	E16	.291	8	A316-16CM800-06249G	★	★	☆	☆	.610	.118	.625	.736	.610
60°	E10	.222	4	A316-10CM400-03760G	★	★	☆	☆	.364	.118	.375	.488	.364
60°	E12	.280	6	A316-12CM600-05060G	★	★	☆	☆	.484	.177	.500	.575	.484
60°	E16	.303	8	A316-16CM800-06260G	★	★	☆	☆	.610	.276	.625	.736	.610

A178 A194 E9 E25

SANDVIK Coromant

Testina in metallo duro integrale CoroMill® 316 per fresatura di smussi

Per componenti multimateriale con durezza ≤ 48 HRc

BSG COROMANT

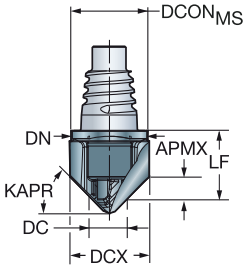

Versione metrica

KAPR	CZCMS	APMX	ZEFP	Codice di ordinazione	P 1730	M 1730	K 1730	S 1730	Dimensioni, millimetri DCONMS	DC	DCX	LF	DN
15°	E12	1.33	2	316-12CM210-12015G	★	★	☆	☆	11.70	1.50	12.0	13.70	11.7
30°		3.03	2	316-12CM210-12030G	★	★	☆	☆	11.70	1.50	12.0	13.73	11.7
45°	E10	4.23	2	316-10CM210-10045G	★	★	☆	☆	9.70	1.50	10.0	11.53	9.7
45°	E12	5.23	2	316-12CM210-12045G	★	★	☆	☆	11.70	1.50	12.0	13.27	11.7
45°	E16	7.23	2	316-16CM210-16045G	★	★	☆	☆	15.50	1.50	16.0	17.83	15.5
60°	E10	7.50	2	316-10CM210-10060G	★	★	☆	☆	9.70	1.50	10.0	11.53	9.7
60°	E12	7.73	2	316-12CM210-12060G	★	★	☆	☆	11.70	1.50	12.0	13.27	11.7

Versione in pollici

KAPR	CZCMS	APMX	ZEFP	Codice di ordinazione	P 1730	M 1730	K 1730	S 1730	Dimensioni, pollici DCONMS	DC	DCX	LF	DN
45°	E10	4.29	2	A316-10CM210-03745G	★	★	☆	☆	9.25	1.50	9.5	11.53	9.3
45°	E12	5.85	2	A316-12CM210-05045G	★	★	☆	☆	12.30	1.50	12.7	13.80	12.3
45°	E16	7.45	2	A316-16CM210-06245G	★	★	☆	☆	15.50	1.50	15.9	17.83	15.5

A178 A194 E9 E25

Testina in metallo duro integrale CoroMill® 316 per fresatura di smussi

Per componenti multimateriale con durezza ≤ 48 HRc

BSG COROMANT

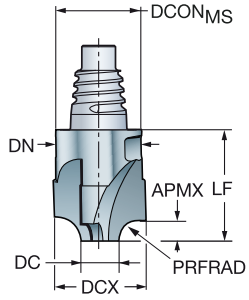

Versione metrica

PRFRAD	CZC$_{MS}$	APMX	ZEFP	Codice di ordinazione	P 1730	M 1730	K 1730	S 1730	Dimensioni, millimetri DCON$_{MS}$	DC	DCX	LF	DN
1.5	E10	1.50	4	316-10UM400-10015G	★	★	☆	☆	9.70	5.00	10.0	12.40	9.7
3.0		3.00	4	316-10UM400-10030G	★	★	☆	☆	9.70	4.00	10.0	12.40	9.7
3.0	E12	3.00	4	316-12UM400-12030G	★	★	☆	☆	11.70	5.00	12.0	14.50	11.7
4.0		4.00	4	316-12UM400-12040G	★	★	☆	☆	11.70	4.00	12.0	14.50	11.7
4.0	E16	4.00	4	316-16UM400-16040G	★	★	☆	☆	15.50	6.00	16.0	18.70	15.5
5.0		5.00	4	316-16UM400-16050G	★	★	☆	☆	15.50	6.00	16.0	18.70	15.5
6.0	E20	6.00	4	316-20UM400-20060G	★	★	☆	☆	19.30	8.00	20.0	21.30	19.3
8.0	E25	8.00	4	316-25UM400-25080G	★	★	☆	☆	24.20	8.00	25.0	25.60	24.2

Versione in pollici

PRFRAD	CZC$_{MS}$	APMX	ZEFP	Codice di ordinazione	P 1730	M 1730	K 1730	S 1730	Dimensioni, pollici DCON$_{MS}$	DC	DCX	LF	DN
.062	E10	.062	4	A316-10UM400-03715G	★	★	☆	☆	.364	.236	.375	.488	.364
.125		.125	4	A316-10UM400-03732G	★	★	☆	☆	.364	.118	.375	.488	.364
.188	E16	.188	4	A316-16UM400-06247G	★	★	☆	☆	.610	.236	.625	.736	.610
.250	E20	.250	4	A316-20UM400-07563G	★	★	☆	☆	.728	.236	.750	.839	.728

A178 A194 E9 E25

Testina in ceramica brasata CoroMill® 316 per sgrossatura ad alta velocità

Quando utilizzarlo

Quando è necessaria una produttività di livello superiore

Materiale ISO	S
Qualità	6060
Stelo	Coromant EH

Gamma di prodotti

Per leghe di nichel

Testina in ceramica CoroMill® 316 per sgrossatura ad alta velocità

Per leghe di nichel

Ottimizzata

FHA 35°
BSG COROMANT
TCDC h9

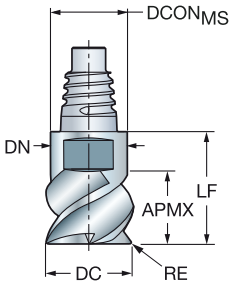

Versione metrica

DC	CZC$_{MS}$	APMX	RE	ZEFP	Codice di ordinazione	S 6060	DCON$_{MS}$	LF	DN
							Dimensioni, millimetri		
10.0	E10	7.0	2.00	6	316-10FM635-10020D	★	9.7	15.9	9.7
12.0	E12	7.0	2.00	6	316-12FM635-12020D	★	11.7	18.5	11.7

FHA 38°
BSG COROMANT
TCDC h9

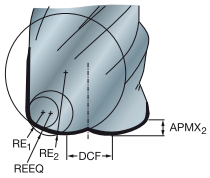

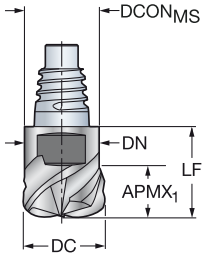

Versione metrica

DC	CZC$_{MS}$	APMX$_2$	RE$_1$	RE$_2$	ZEFP	Codice di ordinazione	S 6060	DCON	DCF	LF	DN	REEQ
								Dimensioni, millimetri				
10.0	E10	0.7	1.5	5.0	4	316-10HM438-10015D	★	9.7	3.4	15.9	9.7	1.99
12.0	E12	0.8	1.5	6.0	4	316-12HM438-12015D	★	11.7	4.5	18.5	11.7	2.10

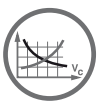

A140

E9

SANDVIK Coromant

CoroMill® 326

Filettatura interna e smussatura di piccoli fori

Applicazione

- Fresatura di filetti, interna
- Fresatura di smussi

O

Campi di applicazioni ISO:

P M K N S H O

Caratteristiche e benefici

- Tre taglienti per ottimizzare la produttività
- Smussatura di fori, in spinta ed in tirata, con un solo utensile
- Elevata precisione e basse forze di taglio
- Stesso utensile per passi diversi
- Una sola qualità per tutti i materiali
- Filettatura a profilo parziale, per ottimizzare la flessibilità

Esecuzione di smussi

Filettatura

www.sandvik.coromant.com/coromill326

Suggerimenti

Utilizzare con CoroChuck 930 per ottimizzare stabilità e precisione. Utilizzare sempre con pinze cilindriche per CoroChuck 930.

Fresa a candela CoroMill® 326 in metallo duro integrale per smussi

Per componenti multimateriale

TCDCON h6

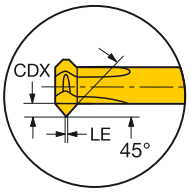

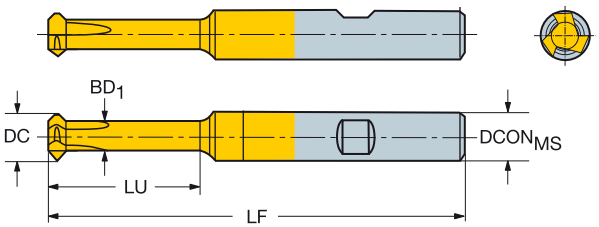

Versione metrica

CZC_{MS}	APMX	LU	ZEFP	Codice di ordinazione	P 1025	M 1025	K 1025	N 1025	S 1025	H 1025	O 1025	Dimensioni, millimetri $DCON_{MS}$	DC	BD_1	LF	RPMX
6.0	0.60	15.00	3	326R06-B1502006-CH	★	★	★	★	★	★	★	6.00	4.6	4.2	58.00	80000
	0.60	25.00	3	326R06-B2502006-CH	★	★	★	★	★	★	★	6.00	4.6	4.2	68.00	80000
8.0	1.20	25.00	3	326R08-B2502012-CH	★	★	★	★	★	★	★	8.00	5.5	5.0	68.00	80000
	1.20	35.00	3	326R08-B3502012-CH	★	★	★	★	★	★	★	8.00	5.5	5.0	78.00	80000

Versione in pollici

CZC_{MS}	APMX	LU	ZEFP	Codice di ordinazione	P 1025	M 1025	K 1025	N 1025	S 1025	H 1025	O 1025	Dimensioni, pollici $DCON_{MS}$	DC	BD_1	LF	RPMX
1/4	.024	.591	3	A326R06-M1502006-CH	★	★	★	★	★	★	★	.250	.181	.165	2.283	80000
	.024	.984	3	A326R06-M2502006-CH	★	★	★	★	★	★	★	.250	.181	.165	2.677	80000
5/16	.047	.984	3	A326R08-M2502012-CH	★	★	★	★	★	★	★	.313	.217	.197	2.677	80000
	.047	1.378	3	A326R08-M3502012-CH	★	★	★	★	★	★	★	.313	.217	.197	3.071	80000

A193 A194 E9

ITA

Fresa a candela in metallo duro integrale per fresatura di filetti CoroMill® 326

Per componenti multimateriale

FHA 0°
BSG COROMANT
TCDCON h6

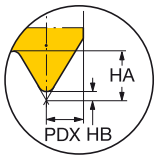

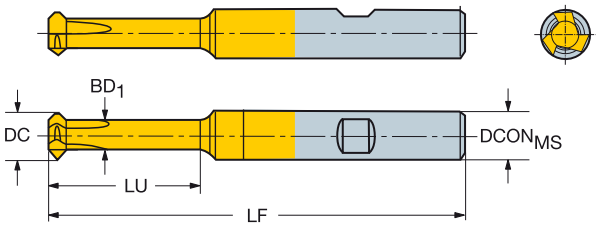

Versione metrica

TPN	TPX	TPIN	TPIX	DC	CZC_{MS}	APMX	LU	ZEFP	Codice di ordinazione	P 1025	M 1025	K 1025	N 1025	S 1025	H 1025	Dimensioni, millimetri $DCON_{MS}$	BD_1	CF	HA	HB	LF
0.5	1.5	16.0	50.0	5.80	6.0	1.94	15.00	3	326R06-B15050VM-TH	★	★	★	★	★	★	6.00	3.5	0.1	0.97	0.06	58.00
0.5	1.5	16.0	50.0	7.80	8.0	1.94	25.00	3	326R08-B25050VM-TH	★	★	★	★	★	★	8.00	5.5	0.1	0.97	0.06	68.00
1.0	2.0	12.0	24.0	7.80	8.0	2.62	25.00	3	326R08-B25100VM-TH	★	★	★	★	★	★	8.00	5.0	0.1	1.31	0.12	68.00

Versione in pollici

TPN	TPX	TPIN	TPIX	DC	CZC_{MS}	APMX	LU	ZEFP	Codice di ordinazione	P 1025	M 1025	K 1025	N 1025	S 1025	H 1025	Dimensioni, pollici $DCON_{MS}$	BD_1	CF	HA	HB	LF
.020	.059	16.0	50.0	.228	1/4	.076	.591	3	A326R06-M15050VM-TH	★	★	★	★	★	★	.250	.138	.002	.038	.002	2.283
.020	.059	16.0	50.0	.307	5/16	.076	.984	3	A326R08-M25050VM-TH	★	★	★	★	★	★	.313	.217	.002	.038	.002	2.677
.039	.079	12.0	24.0	.307	5/16	.103	.984	3	A326R08-M25100VM-TH	★	★	★	★	★	★	.313	.197	.005	.052	.005	2.677

A193 A194 E9

Velocità di taglio consigliate

Versatile - fresa candela in metallo duro integrale CoroMill® Plura per sgrossatura pesante
Versatile - fresa candela in metallo duro integrale CoroMill® Plura per sgrossatura media
Versatile - fresa candela in metallo duro integrale CoroMill® Plura per sgrossatura con rompitrucioli



					a_e = 1.0 x DC a_p = 0.5 x DC			a_e = 0.5 x DC a_p = 1.0 x DC			a_e = 0.1 x DC a_p = 1.5 x DC		
ISO	**Codice MC**	**CMC**	**Materiale**	**HB**	f_z	v_c m/min	v_c piedi/min	f_z	v_c m/min	v_c piedi/min	f_z	v_c m/min	v_c piedi/min
P	P1.2.Z.AN	01.2	Acciaio non legato	190	A04	145	476	A02	175	574	A06	290	951
	P2.2.Z.AN	02.2	Acciaio debolmente legato	240	A04	110	361	A02	135	443	A06	200	656
	P3.0.Z.HT	03.21	Acciaio fortemente legato	380	A04	80	262	A02	100	328	A06	170	558
M	P5.0.Z.AN	05.11	Acciaio inossidabile ferritico/martensitico	200	A04	65	213	A02	80	262	A06	150	492
	M1.0.Z.AQ	05.21	Acciaio inossidabile austenitico	200	A03	65	213	A01	80	262	A05	120	394
	M3.2.Z.AQ	05.51	Acciaio inox Duplex (austenitico/ferritico)	260	A03	55	180	A01	70	230	A05	90	295
K	K1.1.C.NS	07.2	Ghisa malleabile	200	A04	140	459	A02	165	541	A06	150	492
	K2.1.C.UT	08.2	Ghisa grigia	180	A04	130	427	A02	150	492	A06	200	656
	K3.2.C.UT	09.2	Ghisa nodulare	215	A04	125	410	A02	145	476	A06	155	509
S	S1.0.U.AG	20.12	Superleghe a base di ferro	280	A03	30	98	A01	40	131	A05	50	164
	S2.0.Z.AG	20.22	Leghe a base di nichel	350	A03	30	98	A01	40	131	A05	60	197
	S4.2.Z.AN	23.22	Leghe a base di titanio	320	A03	40	131	A01	50	164	A05	100	328

Per dati di taglio ottimizzati, vedere CoroPlus® ToolGuide.

Avanzamenti consigliati

mm/dente
pollici/dente

D_c	1.000	2.000	3.000	4.000	6.000	6.350	8.000	9.525	10.000	12.000	12.700	14.000	15.875	16.000	18.000	19.050	20.000	25.000	25.400
f_z	*0.039*	*0.079*	*0.118*	*0.157*	*0.236*	*0.250*	*0.315*	*0.375*	*0.394*	*0.472*	*0.500*	*0.551*	*0.625*	*0.630*	*0.709*	*0.750*	*0.787*	*0.984*	*1.000*
A01	0.001	0.003	0.005	0.008	0.013	0.013	0.020	0.027	0.027	0.035	0.035	0.040	0.050	0.050	0.055	0.060	0.060	0.080	0.080
	.0001	*.0001*	*.0002*	*.0003*	*.0005*	*.0005*	*.0008*	*.0011*	*.0011*	*.0014*	*.0014*	*.0016*	*.0020*	*.0020*	*.0022*	*.0024*	*.0024*	*.0031*	*.0031*
A02	0.002	0.004	0.008	0.012	0.020	0.020	0.030	0.040	0.040	0.050	0.050	0.060	0.070	0.070	0.080	0.090	0.090	0.115	0.115
	.0002	*.0002*	*.0003*	*.0005*	*.0008*	*.0008*	*.0012*	*.0016*	*.0016*	*.0020*	*.0020*	*.0024*	*.0028*	*.0028*	*.0031*	*.0035*	*.0035*	*.0045*	*.0045*
A03	0.002	0.005	0.009	0.013	0.020	0.020	0.023	0.035	0.035	0.040	0.040	0.050	0.055	0.055	0.060	0.070	0.070	0.080	0.080
	.0002	*.0002*	*.0004*	*.0005*	*.0008*	*.0008*	*.0009*	*.0014*	*.0014*	*.0016*	*.0016*	*.0020*	*.0022*	*.0022*	*.0024*	*.0028*	*.0028*	*.0031*	*.0031*
A04	0.003	0.007	0.013	0.020	0.030	0.030	0.040	0.050	0.050	0.060	0.060	0.070	0.080	0.080	0.090	0.100	0.100	0.110	0.110
	.0001	*.0003*	*.0005*	*.0008*	*.0012*	*.0012*	*.0016*	*.0020*	*.0020*	*.0024*	*.0024*	*.0028*	*.0031*	*.0031*	*.0035*	*.0039*	*.0039*	*.0043*	*.0043*
A05	0.002	0.006	0.010	0.016	0.027	0.027	0.041	0.055	0.055	0.072	0.072	0.082	0.103	0.103	0.113	0.123	0.123	0.164	0.164
	.0002	*.0002*	*.0004*	*.0006*	*.0010*	*.0010*	*.0016*	*.0022*	*.0022*	*.0028*	*.0028*	*.0032*	*.0040*	*.0040*	*.0044*	*.0048*	*.0048*	*.0065*	*.0065*
A06	0.004	0.008	0.016	0.025	0.041	0.041	0.062	0.082	0.082	0.103	0.103	0.123	0.144	0.144	0.164	0.185	0.185	0.236	0.236
	.0002	*.0003*	*.0006*	*.0010*	*.0016*	*.0016*	*.0024*	*.0032*	*.0032*	*.0040*	*.0040*	*.0048*	*.0056*	*.0056*	*.0065*	*.0073*	*.0073*	*.0093*	*.0093*

ITA

Velocità di taglio consigliate

Versatile - fresa con testa sferica in metallo duro integrale CoroMill® Plura per profilatura





						a_p = 0.05 x DC			a_p = 0.01 x DC		
ISO	Codice MC	CMC	Materiale	HB	f_z	v_c m/min	v_c piedi/min	f_z	v_c m/min	v_c piedi/min
P	P1.2.Z.AN	01.2	Acciaio non legato	190	B01	245	804	B03	295	968
	P2.2.Z.AN	02.2	Acciaio debolmente legato	240	B01	180	591	B03	215	705
	P3.0.Z.HT	03.21	Acciaio fortemente legato	380	B01	120	394	B03	140	459
M	P5.0.Z.AN	05.11	Acciaio inossidabile ferritico/martensitico	200	B01	100	328	B03	110	361
	M1.0.Z.AQ	05.21	Acciaio inossidabile austenitico	200	B02	90	295	B04	110	361
	M3.2.Z.AQ	05.51	Acciaio inox Duplex (austenitico/ferritico)	260	B02	80	262	B04	90	295
K	K1.1.C.NS	07.2	Ghisa malleabile	200	B01	180	591	B03	215	705
	K2.1.C.UT	08.2	Ghisa grigia	180	B01	205	673	B03	245	804
	K3.2.C.UT	09.2	Ghisa nodulare	215	B01	165	541	B03	200	656
S	S1.0.U.AG	20.12	Superleghe a base di ferro	280	B02	50	164	B04	70	230
	S2.0.Z.AG	20.22	Leghe a base di nichel	350	B02	40	131	B04	55	180
	S4.2.Z.AN	23.22	Leghe a base di titanio	320	B02	80	262	B04	105	344

Per dati di taglio ottimizzati, vedere CoroPlus® ToolGuide.

Avanzamenti consigliati

mm/dente
pollici/dente

D_c	1.000	2.000	3.000	4.000	6.000	6.350	7.938	8.000	9.525	10.000	12.000	12.700	14.000	15.875	16.000	18.000	19.050	20.000
f_z	*0.039*	*0.079*	*0.118*	*0.157*	*0.236*	*0.250*	*0.313*	*0.315*	*0.375*	*0.394*	*0.472*	*0.500*	*0.551*	*0.625*	*0.630*	*0.709*	*0.750*	*0.787*
B01	0.020	0.030	0.050	0.060	0.080	0.080	0.120	0.120	0.150	0.150	0.150	0.150	0.150	0.160	0.160	0.180	0.200	0.200
	0.0008	*0.0012*	*0.0020*	*0.0024*	*0.0031*	*0.0031*	*0.0047*	*0.0047*	*0.0059*	*0.0059*	*0.0059*	*0.0059*	*0.0059*	*0.0063*	*0.0063*	*0.0071*	*0.0079*	*0.0079*
B02	0.020	0.030	0.040	0.050	0.060	0.060	0.100	0.100	0.120	0.120	0.120	0.120	0.120	0.140	0.140	0.150	0.160	0.160
	0.0008	*0.0012*	*0.0016*	*0.0020*	*0.0024*	*0.0024*	*0.0039*	*0.0039*	*0.0047*	*0.0047*	*0.0047*	*0.0047*	*0.0047*	*0.0055*	*0.0055*	*0.0059*	*0.0063*	*0.0063*
B03	0.030	0.050	0.080	0.100	0.120	0.120	0.150	0.150	0.200	0.200	0.200	0.200	0.200	0.200	0.200	0.200	0.250	0.250
	0.0012	*0.0020*	*0.0031*	*0.0039*	*0.0047*	*0.0047*	*0.0059*	*0.0059*	*0.0079*	*0.0079*	*0.0079*	*0.0079*	*0.0079*	*0.0079*	*0.0079*	*0.0079*	*0.0098*	*0.0098*
B04	0.020	0.040	0.065	0.080	0.100	0.100	0.120	0.120	0.160	0.160	0.160	0.160	0.160	0.160	0.160	0.160	0.200	0.200
	0.0008	*0.0016*	*0.0026*	*0.0031*	*0.0039*	*0.0039*	*0.0047*	*0.0047*	*0.0063*	*0.0063*	*0.0063*	*0.0063*	*0.0063*	*0.0063*	*0.0063*	*0.0063*	*0.0079*	*0.0079*

Velocità di taglio consigliate

Versatile - fresa a candela in metallo duro integrale CoroMill® Plura per fresatura di smussi

Ottimizzata - testina in metallo duro integrale CoroMill® 316 per fresatura di smussi





a_e = 0.1 x DC

a_p = 0.1 x DC

ISO	Codice MC	CMC	Materiale	HB	f_z	v_c m/min	v_c piedi/min
P	P1.2.Z.AN	01.2	Acciaio non legato	190	C01	320	1050
	P2.2.Z.AN	02.2	Acciaio debolmente legato	240	C01	220	722
	P3.0.Z.HT	03.21	Acciaio fortemente legato	380	C01	130	427
M	P5.0.Z.AN	05.11	Acciaio inossidabile ferritico/martensitico	200	C01	90	295
	M1.0.Z.AQ	05.21	Acciaio inossidabile austenitico	200	C02	110	361
	M3.2.Z.AQ	05.51	Acciaio inox Duplex (austenitico/ferritico)	260	C02	70	230
K	K1.1.C.NS	07.2	Ghisa malleabile	200	C01	240	787
	K2.1.C.UT	08.2	Ghisa grigia	180	C01	240	787
	K3.2.C.UT	09.2	Ghisa nodulare	215	C01	215	705
N	N1.2.Z.AG	30.12	Leghe a base di alluminio	100	C03	2300	7546
	N1.3.C.UT	30.21	Leghe a base di alluminio	75	C03	370	1214
	N1.4.C.NS	30.42	Leghe a base di alluminio	130	C03	240	787
	N3.2.C.UT	33.2	Rame e leghe di rame	90	C03	680	2231
S	S1.0.U.AG	20.12	Superleghe a base di ferro	280	C02	50	164
	S2.0.Z.AG	20.22	Leghe a base di nichel	350	C02	50	164
	S4.2.Z.AN	23.22	Leghe a base di titanio	320	C02	90	295
H	H1.1.Z.HA	04.1	Acciaio - grado di durezza 50	50HRC	C02	70	230

Per dati di taglio ottimizzati, vedere CoroPlus® ToolGuide.

Avanzamenti consigliati

mm/dente

pollici/dente

D_c	1	2	3	4	6	6.35	8	9.525	10	12	12.7	14	15.875	16	20
f_z	*0.039*	*0.079*	*0.118*	*0.157*	*0.236*	*0.250*	*0.315*	*0.375*	*0.394*	*0.472*	*0.500*	*0.551*	*0.625*	*0.630*	*0.787*
C01	0.020	0.030	0.040	0.050	0.070	0.070	0.100	0.120	0.120	0.120	0.120	0.120	0.120	0.120	0.200
	0.0008	*0.0012*	*0.0016*	*0.0020*	*0.0028*	*0.0028*	*0.0039*	*0.0047*	*0.0047*	*0.0047*	*0.0047*	*0.0047*	*0.0047*	*0.0047*	*0.0079*
C02	0.020	0.020	0.030	0.040	0.060	0.060	0.080	0.100	0.100	0.100	0.100	0.100	0.100	0.120	0.160
	0.0008	*0.0008*	*0.0012*	*0.0016*	*0.0024*	*0.0024*	*0.0031*	*0.0039*	*0.0039*	*0.0039*	*0.0039*	*0.0039*	*0.0039*	*0.0047*	*0.0063*
C03	0.040	0.070	0.070	0.110	0.150	0.150	0.200	0.260	0.260	0.260	0.260	0.260	0.260	0.260	0.440
	0.0016	*0.0028*	*0.0028*	*0.0043*	*0.0059*	*0.0059*	*0.0079*	*0.0102*	*0.0102*	*0.0102*	*0.0102*	*0.0102*	*0.0102*	*0.0102*	*0.0173*

ITA

Velocità di taglio consigliate

Ottimizzata - fresa candela in metallo duro integrale CoroMill® Plura per fresatura pesante



					a_e = 1.0 x DC a_p = 1.0 x DC			a_e = 0.5 x DC a_p = 1.0 x DC			a_e = 0.25 x DC a_p = 1.0 x DC		
ISO	Codice MC	CMC	Materiale	HB	f_z	v_c m/min	v_c piedi/min	f_z	v_c m/min	v_c piedi/min	f_z	v_c m/min	v_c piedi/min
P	P1.2.Z.AN	01.2	Acciaio non legato	190	D01	150	492	D02	180	590	D03	250	820
	P2.2.Z.AN	02.2	Acciaio debolmente legato	240	D04	120	394	D02	145	475	D03	200	656
	P3.0.Z.HT	03.21	Acciaio fortemente legato	380	D04	80	262	D02	95	311	D03	135	442
M	P5.0.Z.AN	05.11	Acciaio inossidabile ferritico/martensitico	200	D04	115	377	D02	140	459	D03	195	639
	M1.0.Z.AQ	05.21	Acciaio inossidabile austenitico	200	D04	80	262	D05	100	328	D06	140	459
	M3.2.Z.AQ	05.51	Acciaio inox Duplex (austenitico/ferritico)	260	D04	80	262	D08	95	311	D09	135	442
K	K1.1.C.NS	07.2	Ghisa malleabile	200	D01	150	492	D02	180	590	D03	250	820
	K2.1.C.UT	08.2	Ghisa grigia	180	D01	150	492	D02	180	590	D03	250	820
	K3.2.C.UT	09.2	Ghisa nodulare	215	D01	160	525	D02	190	623	D03	270	885
S	S2.0.Z.AG	20.22	Leghe a base di nichel	350	D07	20	148	D08	25	180	D09	32	246
	S4.2.Z.AN	23.22	Leghe a base di titanio	320	D07	40	262	D08	50	311	D09	60	442

Per dati di taglio ottimizzati, vedere CoroPlus® ToolGuide.

Avanzamenti consigliati

mm/dente
pollici/dente

D_c	2.000	3.000	4.000	6.000	6.350	7.938	8.000	9.525	10.000	12.000	12.700	14.000	15.875	16.000	19.050	20.000	25.000
f_z	*0.079*	*0.118*	*0.157*	*0.236*	*0.250*	*0.313*	*0.315*	*0.375*	*0.394*	*0.472*	*0.500*	*0.551*	*0.625*	*0.630*	*0.750*	*0.787*	*0.984*
D01	0.020	0.024	0.028	0.035	0.036	0.042	0.043	0.048	0.050	0.057	0.059	0.063	0.070	0.070	0.080	0.083	0.100
	0.0008	*0.0009*	*0.0011*	*0.0014*	*0.0014*	*0.0017*	*0.0017*	*0.0019*	*0.0020*	*0.0022*	*0.0023*	*0.0025*	*0.0027*	*0.0028*	*0.0032*	*0.0033*	*0.0039*
D02	0.024	0.030	0.036	0.047	0.049	0.058	0.059	0.067	0.070	0.080	0.084	0.090	0.099	0.100	0.115	0.120	0.145
	0.0009	*0.0012*	*0.0014*	*0.0019*	*0.0019*	*0.0023*	*0.0023*	*0.0026*	*0.0028*	*0.0031*	*0.0033*	*0.0035*	*0.0039*	*0.0039*	*0.0045*	*0.0047*	*0.0057*
D03	0.028	0.035	0.041	0.054	0.056	0.067	0.067	0.077	0.080	0.093	0.098	0.107	0.119	0.120	0.140	0.147	0.180
	0.0011	*0.0014*	*0.0016*	*0.0021*	*0.0022*	*0.0026*	*0.0026*	*0.0030*	*0.0031*	*0.0037*	*0.0039*	*0.0042*	*0.0047*	*0.0047*	*0.0055*	*0.0058*	*0.0071*
D04	0.020	0.023	0.025	0.030	0.031	0.035	0.035	0.039	0.040	0.047	0.049	0.053	0.060	0.060	0.070	0.073	0.090
	0.0008	*0.0009*	*0.0010*	*0.0012*	*0.0012*	*0.0014*	*0.0014*	*0.0015*	*0.0016*	*0.0018*	*0.0019*	*0.0021*	*0.0023*	*0.0024*	*0.0028*	*0.0029*	*0.0035*
D05	0.020	0.023	0.025	0.037	0.040	0.051	0.052	0.063	0.067	0.076	0.079	0.084	0.093	0.093	0.107	0.111	0.133
	0.0008	*0.0009*	*0.0010*	*0.0015*	*0.0016*	*0.0020*	*0.0020*	*0.0025*	*0.0026*	*0.0030*	*0.0031*	*0.0033*	*0.0037*	*0.0037*	*0.0042*	*0.0044*	*0.0052*
D06	0.020	0.023	0.026	0.044	0.047	0.061	0.062	0.076	0.080	0.090	0.094	0.100	0.109	0.110	0.125	0.130	0.200
	0.0008	*0.0009*	*0.0010*	*0.0017*	*0.0019*	*0.0024*	*0.0024*	*0.0030*	*0.0031*	*0.0035*	*0.0037*	*0.0039*	*0.0043*	*0.0043*	*0.0049*	*0.0051*	*0.0079*
D07	0.020	0.020	0.020	0.020	0.021	0.027	0.028	0.033	0.035	0.038	0.040	0.042	0.045	0.045	0.050	0.052	0.060
	0.0008	*0.0008*	*0.0008*	*0.0008*	*0.0008*	*0.0011*	*0.0011*	*0.0013*	*0.0014*	*0.0015*	*0.0016*	*0.0016*	*0.0018*	*0.0018*	*0.0020*	*0.0020*	*0.0024*
D08	0.024	0.026	0.029	0.033	0.034	0.037	0.038	0.041	0.042	0.048	0.050	0.054	0.060	0.060	0.069	0.072	0.087
	0.0009	*0.0010*	*0.0011*	*0.0013*	*0.0013*	*0.0015*	*0.0015*	*0.0016*	*0.0017*	*0.0019*	*0.0020*	*0.0021*	*0.0023*	*0.0024*	*0.0027*	*0.0028*	*0.0034*
D09	0.030	0.033	0.035	0.040	0.041	0.045	0.045	0.049	0.050	0.070	0.077	0.091	0.110	0.111	0.142	0.152	0.203
	0.0012	*0.0013*	*0.0014*	*0.0016*	*0.0016*	*0.0018*	*0.0018*	*0.0019*	*0.0020*	*0.0028*	*0.0030*	*0.0036*	*0.0043*	*0.0044*	*0.0056*	*0.0060*	*0.0080*

Velocità di taglio consigliate

Ottimizzata - testina in metallo duro integrale CoroMill® 316 per fresatura pesante



				a_e = 1.0 x DC			a_e = 0.5 x DC			a_e = 0.1 x DC		
				a_p = 0.5 x DC			a_p = 0.5 x DC			a_p = 1.0 x DC		
ISO	Codice MC	CMC	Materiale	HB	f_z	v_c m/min	v_c piedi/min	f_z	v_c m/min	v_c piedi/min	f_z	v_c m/min	v_c piedi/min
P	P1.2.Z.AN	01.2	Acciaio non legato	190	E01	150	476	E02	180	640	E03	250	951
	P2.2.Z.AN	02.2	Acciaio debolmente legato	240	E04	120	361	E02	145	492	E03	200	738
	P3.0.Z.HT	03.21	Acciaio fortemente legato	380	E04	80	180	E02	75	246	E03	135	377
M	P5.0.Z.AN	05.11	Acciaio inossidabile ferritico/martensitico	200	E04	80	246	E02	100	328	E03	150	492
	M1.0.Z.AQ	05.21	Acciaio inossidabile austenitico	200	E04	70	197	E05	85	279	E06	125	410
	M3.2.Z.AQ	05.51	Acciaio inox Duplex (austenitico/ferritico)	260	E07	65	246	E08	80	328	E09	120	492
K	K1.1.C.NS	07.2	Ghisa malleabile	200	E01	150	459	E02	160	607	E03	220	919
	K2.1.C.UT	08.2	Ghisa grigia	180	E01	150	246	E02	160	344	E03	220	509
	K3.2.C.UT	09.2	Ghisa nodulare	215	E01	130	361	E02	140	492	E03	200	722
S	S2.0.Z.AG	20.22	Leghe a base di nichel	350	E07	20	49	E08	25	82	E09	35	115
	S4.2.Z.AN	23.22	Leghe a base di titanio	320	E07	40	82	E08	35	115	E09	50	164

Per dati di taglio ottimizzati, vedere CoroPlus® ToolGuide.

Avanzamenti consigliati

mm/dente
pollici/dente

D_c	9.525	10.000	12.000	12.700	15.875	16.000	19.050	20.000	25.000	25.400
f_z	*0.375*	*0.394*	*0.472*	*0.500*	*0.625*	*0.630*	*0.750*	*0.787*	*0.984*	*1.000*
E01	0.048	0.050	0.057	0.059	0.070	0.070	0.080	0.083	0.100	0.100
	0.0019	*0.0020*	*0.0022*	*0.0023*	*0.0027*	*0.0028*	*0.0032*	*0.0033*	*0.0039*	*0.0039*
E02	0.067	0.070	0.080	0.084	0.099	0.100	0.115	0.120	0.145	0.145
	0.0026	*0.0028*	*0.0031*	*0.0033*	*0.0039*	*0.0039*	*0.0045*	*0.0047*	*0.0057*	*0.0057*
E03	0.077	0.080	0.093	0.098	0.119	0.120	0.140	0.147	0.180	0.180
	0.0030	*0.0031*	*0.0037*	*0.0039*	*0.0047*	*0.0047*	*0.0055*	*0.0058*	*0.0071*	*0.0071*
E04	0.039	0.040	0.047	0.049	0.060	0.060	0.070	0.073	0.090	0.090
	0.0015	*0.0016*	*0.0018*	*0.0019*	*0.0023*	*0.0024*	*0.0028*	*0.0029*	*0.0035*	*0.0035*
E05	0.063	0.067	0.076	0.079	0.093	0.093	0.107	0.111	0.133	0.133
	0.0025	*0.0026*	*0.0030*	*0.0031*	*0.0037*	*0.0037*	*0.0042*	*0.0044*	*0.0052*	*0.0052*
E06	0.076	0.080	0.090	0.094	0.109	0.110	0.125	0.130	0.200	0.200
	0.0030	*0.0031*	*0.0035*	*0.0037*	*0.0043*	*0.0043*	*0.0049*	*0.0051*	*0.0079*	*0.0079*
E07	0.033	0.035	0.038	0.040	0.045	0.045	0.050	0.052	0.060	0.060
	0.0013	*0.0014*	*0.0015*	*0.0016*	*0.0018*	*0.0018*	*0.0020*	*0.0020*	*0.0024*	*0.0024*
E08	0.041	0.042	0.048	0.050	0.060	0.060	0.069	0.072	0.087	0.087
	0.0016	*0.0017*	*0.0019*	*0.0020*	*0.0023*	*0.0024*	*0.0027*	*0.0028*	*0.0034*	*0.0034*
E09	0.049	0.050	0.070	0.077	0.110	0.111	0.142	0.152	0.203	0.203
	0.0019	*0.0020*	*0.0028*	*0.0030*	*0.0043*	*0.0044*	*0.0056*	*0.0060*	*0.0080*	*0.0080*

ITA

Velocità di taglio consigliate

Ottimizzata - fresa a candela in metallo duro integrale CoroMill® Plura per fresatura laterale ad avanzamenti elevati

					a_e = a seconda del materiale				a_e = a seconda del materiale				a_e = a seconda del materiale			
					a_p = 2.0 x DC				a_p = 3.0 x DC				a_p = 4.0 x DC			
ISO	Codice MC	CMC	Materiale	HB	a_e	f_z	v_c m/min	v_c piedi/min	a_e	f_z	v_c m/min	v_c piedi/min	a_e	f_z	v_c m/min	v_c piedi/min
P	P1.2.Z.AN	01.2	Acciaio non legato	190	0.12 x DC	F01	250	820	0.10 x DC	F04	250	820	0.10 x DC	F07	230	755
	P2.2.Z.AN	02.2	Acciaio debolmente legato	240	0.10 x DC	F01	240	787	0.10 x DC	F04	240	787	0.10 x DC	F07	220	722
	P3.0.Z.HT	03.21	Acciaio fortemente legato	320	0.08 x DC	F01	140	459	0.08 x DC	F04	140	459	0.05 x DC	F07	120	394
M	P5.0.Z.AN	05.11	Acciaio inossidabile ferritico/martensitico	200	0.08 x DC	F01	120	394	0.08 x DC	F04	120	394	0.05 x DC	F07	110	361
	M1.0.Z.AQ	05.21	Acciaio inossidabile austenitico	200	0.10 x DC	F02	150	492	0.10 x DC	F05	140	459	0.10 x DC	F08	125	410
	M3.2.Z.AQ	05.51	Acciaio inox Duplex (austenitico/ferritico)	260	0.08 x DC	F02	130	427	0.08 x DC	F05	130	427	0.08 x DC	F08	110	361
K	K1.1.C.NS	07.2	Ghisa malleabile	200	0.12 x DC	F01	235	771	0.10 x DC	F04	235	771	0.10 x DC	F07	215	705
	K2.1.C.UT	08.2	Ghisa grigia	180	0.12 x DC	F01	240	787	0.10 x DC	F04	240	787	0.10 x DC	F07	220	722
	K3.2.C.UT	09.2	Ghisa nodulare	215	0.12 x DC	F01	245	804	0.10 x DC	F04	245	804	0.10 x DC	F07	225	738
S	S1.0.U.AG	20.12	Superleghe a base di ferro	280	0.05 x DC	F03	65	213	0.05 x DC	F06	65	213	0.05 x DC	F09	60	197
	S2.0.Z.AG	20.22	Leghe a base di nichel	350	0.05 x DC	F03	55	180	0.05 x DC	F06	55	180	0.05 x DC	F09	50	164
	S4.2.Z.AN	23.22	Leghe a base di titanio	320	0.05 x DC	F03	120	394	0.05 x DC	F06	115	377	0.05 x DC	F09	105	344

Per dati di taglio ottimizzati, vedere CoroPlus® ToolGuide.

Avanzamenti consigliati

mm/dente
pollici/dente

D_c	2.000	3.000	4.000	6.000	6.350	7.938	8.000	9.525	10.000	12.000	12.700	14.000	15.875	16.000	18.000	19.050	20.000	25.000	25.400
f_z	*0.079*	*0.118*	*0.157*	*0.236*	*0.250*	*0.313*	*0.315*	*0.375*	*0.394*	*0.472*	*0.500*	*0.551*	*0.625*	*0.630*	*0.709*	*0.750*	*0.787*	*0.984*	*1.000*
F01	0.016	0.024	0.032	0.072	0.076	0.095	0.096	0.143	0.150	0.180	0.191	0.210	0.238	0.240	0.270	0.286	0.300	0.375	0.375
	0.0006	*0.0009*	*0.0013*	*0.0028*	*0.0030*	*0.0038*	*0.0038*	*0.0056*	*0.0059*	*0.0071*	*0.0075*	*0.0083*	*0.0094*	*0.0094*	*0.0106*	*0.0113*	*0.0118*	*0.0148*	*0.0148*
F02	0.012	0.018	0.024	0.060	0.064	0.079	0.080	0.124	0.130	0.156	0.165	0.182	0.206	0.208	0.234	0.248	0.260	0.325	0.325
	0.0005	*0.0007*	*0.0009*	*0.0024*	*0.0025*	*0.0031*	*0.0031*	*0.0049*	*0.0051*	*0.0061*	*0.0065*	*0.0072*	*0.0081*	*0.0082*	*0.0092*	*0.0098*	*0.0102*	*0.0128*	*0.0128*
F03	0.008	0.012	0.016	0.036	0.038	0.048	0.048	0.071	0.075	0.090	0.095	0.105	0.119	0.120	0.135	0.143	0.150	0.188	0.188
	0.0003	*0.0005*	*0.0006*	*0.0014*	*0.0015*	*0.0019*	*0.0019*	*0.0028*	*0.0030*	*0.0035*	*0.0038*	*0.0041*	*0.0047*	*0.0047*	*0.0053*	*0.0056*	*0.0059*	*0.0074*	*0.0074*
F04	-	-	-	0.072	0.076	0.086	0.086	0.114	0.120	0.144	0.152	0.168	0.191	0.192	0.216	0.229	0.240	-	-
	-	-	-	*0.0028*	*0.0030*	*0.0034*	*0.0034*	*0.0045*	*0.0047*	*0.0057*	*0.0060*	*0.0066*	*0.0075*	*0.0076*	*0.0085*	*0.0090*	*0.0094*	-	-
F05	-	-	-	0.060	0.064	0.071	0.072	0.099	0.104	0.125	0.132	0.146	0.165	0.166	0.187	0.198	0.208	-	-
	-	-	-	*0.0024*	*0.0025*	*0.0028*	*0.0028*	*0.0039*	*0.0041*	*0.0049*	*0.0052*	*0.0057*	*0.0065*	*0.0066*	*0.0074*	*0.0078*	*0.0082*	-	-
F06	-	-	-	0.036	0.038	0.048	0.048	0.057	0.060	0.072	0.076	0.084	0.095	0.096	0.108	0.114	0.120	-	-
	-	-	-	*0.0014*	*0.0015*	*0.0019*	*0.0019*	*0.0023*	*0.0024*	*0.0028*	*0.0030*	*0.0033*	*0.0038*	*0.0038*	*0.0043*	*0.0045*	*0.0047*	-	-
F07	-	-	-	0.070	0.070	0.080	0.080	0.080	0.080	0.090	0.090	0.100	0.100	0.100	0.150	0.150	0.160	0.190	0.190
	-	-	-	*0.0028*	*0.0028*	*0.0031*	*0.0031*	*0.0031*	*0.0031*	*0.0035*	*0.0035*	*0.0039*	*0.0039*	*0.0039*	*0.0059*	*0.0059*	*0.0063*	*0.0075*	*0.0075*
F08	-	-	-	0.060	0.060	0.060	0.060	0.070	0.070	0.070	0.070	0.080	0.080	0.080	0.130	0.130	0.140	0.160	0.160
	-	-	-	*0.0024*	*0.0024*	*0.0024*	*0.0024*	*0.0028*	*0.0028*	*0.0028*	*0.0028*	*0.0031*	*0.0031*	*0.0031*	*0.0051*	*0.0051*	*0.0055*	*0.0063*	*0.0063*
F09	-	-	-	0.040	0.040	0.050	0.050	0.050	0.050	0.060	0.060	0.070	0.070	0.070	0.120	0.120	0.130	0.150	0.150
	-	-	-	*0.0016*	*0.0016*	*0.0020*	*0.0020*	*0.0020*	*0.0020*	*0.0024*	*0.0024*	*0.0028*	*0.0028*	*0.0028*	*0.0047*	*0.0047*	*0.0051*	*0.0059*	*0.0059*

Velocità di taglio consigliate

Ottimizzata - fresa a candela in metallo duro integrale CoroMill® Plura per fresatura laterale ad avanzamenti elevati

					a_e = 0.5 x DC			a_e = 0.25 x DC		
					a_p = 1.0 x DC			a_p = 1.5 x DC		
ISO	Codice MC	CMC	Materiale	HB	f_z	v_c m/min	v_c piedi/min	f_z	v_c m/min	v_c piedi/min
P	P1.2.Z.AN	01.2	Acciaio non legato	190	F11	220	804	F13	235	902
	P2.2.Z.AN	02.2	Acciaio debolmente legato	240	F11	175	574	F13	200	656
	P3.0.Z.HT	03.21	Acciaio fortemente legato	380	F11	150	574	F13	175	656
M	P5.0.Z.AN	05.11	Acciaio inossidabile ferritico/martensitico	200	F11	115	574	F13	130	656
	M1.0.Z.AQ	05.21	Acciaio inossidabile austenitico	200	F10	120	410	F12	135	463
	M3.2.Z.AQ	05.51	Acciaio inox Duplex (austenitico/ferritico)	260	F10	110	377	F12	125	427
K	K1.1.C.NS	07.2	Ghisa malleabile	200	F11	165	541	F13	185	607
	K2.1.C.UT	08.2	Ghisa grigia	180	F11	275	902	F13	310	1017
	K3.2.C.UT	09.2	Ghisa nodulare	215	F11	165	541	F13	185	607
S	S1.0.U.AG	20.12	Superleghe a base di ferro	280	F10	35	115	F12	45	148
	S2.0.Z.AG	20.22	Leghe a base di nichel	350	F10	35	115	F12	45	148
	S4.2.Z.AN	23.22	Leghe a base di titanio	320	F10	80	272	F12	95	305

Per dati di taglio ottimizzati, vedere CoroPlus® ToolGuide.

Avanzamenti consigliati

mm/dente
pollici/dente

D_c	2.000	3.000	4.000	6.000	6.350	7.938	8.000	9.525	10.000	12.000	12.700	14.000	15.875	16.000	18.000	19.050	20.000	25.000	25.400
f_z	*0.079*	*0.118*	*0.157*	*0.236*	*0.250*	*0.313*	*0.315*	*0.375*	*0.394*	*0.472*	*0.500*	*0.551*	*0.625*	*0.630*	*0.709*	*0.750*	*0.787*	*0.984*	*1.000*
F10	0.003	0.005	0.008	0.013	0.013	0.020	0.020	0.027	0.027	0.035	0.035	0.040	0.050	0.050	0.055	0.060	0.060	0.080	0.080
	0.0001	*0.0002*	*0.0003*	*0.0005*	*0.0005*	*0.0008*	*0.0008*	*0.0011*	*0.0011*	*0.0014*	*0.0014*	*0.0016*	*0.0020*	*0.0020*	*0.0022*	*0.0024*	*0.0024*	*0.0031*	*0.0031*
F11	0.004	0.008	0.012	0.020	0.020	0.030	0.030	0.040	0.040	0.050	0.050	0.060	0.070	0.070	0.080	0.090	0.090	0.115	0.115
	0.0002	*0.0003*	*0.0005*	*0.0008*	*0.0008*	*0.0012*	*0.0012*	*0.0016*	*0.0016*	*0.0020*	*0.0020*	*0.0024*	*0.0028*	*0.0028*	*0.0031*	*0.0035*	*0.0035*	*0.0045*	*0.0045*
F12	0.004	0.007	0.011	0.017	0.017	0.027	0.027	0.036	0.036	0.047	0.047	0.053	0.067	0.067	0.073	0.080	0.080	0.106	0.106
	0.0002	*0.0003*	*0.0004*	*0.0007*	*0.0007*	*0.0011*	*0.0011*	*0.0014*	*0.0014*	*0.0019*	*0.0019*	*0.0021*	*0.0026*	*0.0026*	*0.0029*	*0.0031*	*0.0031*	*0.0042*	*0.0042*
F13	0.005	0.011	0.016	0.027	0.027	0.040	0.040	0.053	0.053	0.067	0.067	0.080	0.093	0.093	0.011	0.120	0.120	0.153	0.153
	0.0002	*0.0004*	*0.0006*	*0.0010*	*0.0010*	*0.0016*	*0.0016*	*0.0021*	*0.0021*	*0.0026*	*0.0026*	*0.0031*	*0.0037*	*0.0037*	*0.0004*	*0.0047*	*0.0047*	*0.0060*	*0.0060*

					a_e = 0.1 x DC			a_e = 0.4 x DC		
					a_p = 2.0 x DC			a_p = 1.0 x DC		
ISO	Codice MC	Materiale		HB	f_z	v_c m/min	v_c piedi/min	f_z	v_c m/min	v_c piedi/min
S	S2.0.Z.AG	Leghe a base di Nichel		350	F14	35	115	F15	20	66
	S2.0.Z.AN			250	F16	50	164	F17	30	98
	S4.3.Z.AN	Leghe a base di titanio		330	F18	110	361	F19	44	144
	S4.4.Z.AN			410	F18	50	164	F19	30	98

Per dati di taglio ottimizzati, vedere CoroPlus® ToolGuide.

Avanzamenti consigliati

mm/dente
pollici/dente

D_c	4.000	4.765	5.000	6.000	6.350	8.000	9.525	10.000	12.000	12.700	14.000	15.875	16.000	18.000	19.050	20.000	25.000	25.400	31.750	32.000
f_z	*0.157*	*0.188*	*0.197*	*0.236*	*0.250*	*0.315*	*0.375*	*0.394*	*0.472*	*0.500*	*0.551*	*0.625*	*0.630*	*0.709*	*0.750*	*0.787*	*0.984*	*1.000*	*1.250*	*1.260*
F14	0.020	0.024	0.025	0.030	0.032	0.040	0.048	0.050	0.060	0.064	0.070	0.079	0.080	0.090	0.095	0.100	0.013			
	0.0008	*0.0009*	*0.001*	*0.0012*	*0.0013*	*0.0016*	*0.0019*	*0.0020*	*0.0024*	*0.0025*	*0.0028*	*0.0031*	*0.0031*	*0.0035*	*0.0038*	*0.0039*	*0.0049*			
F15	0.013	0.015	0.016	0.019	0.020	0.025	0.030	0.031	0.038	0.040	0.044	0.050	0.050	0.056	0.060	0.063	0.078			
	0.0005	*0.0006*	*0.0006*	*0.0007*	*0.0008*	*0.0010*	*0.0012*	*0.0012*	*0.0015*	*0.0016*	*0.0017*	*0.0020*	*0.0020*	*0.0022*	*0.0023*	*0.0025*	*0.0031*			
F16	0.026	0.031	0.033	0.039	0.041	0.052	0.062	0.065	0.078	0.083	0.091	0.103	0.104	0.117	0.124	0.130	0.163			
	0.0010	*0.0012*	*0.0013*	*0.0015*	*0.0016*	*0.0020*	*0.0024*	*0.0026*	*0.0031*	*0.0033*	*0.0036*	*0.0041*	*0.0041*	*0.0046*	*0.0049*	*0.0051*	*0.0064*			
F17	0.016	0.019	0.02	0.024	0.026	0.033	0.039	0.041	0.049	0.052	0.057	0.064	0.065	0.073	0.077	0.081	0.102			
	0.0006	*0.0008*	*0.0008*	*0.0010*	*0.0010*	*0.0013*	*0.0015*	*0.0016*	*0.0019*	*0.0020*	*0.0022*	*0.0025*	*0.0026*	*0.0029*	*0.0030*	*0.0032*	*0.0040*			
F18	0.028	0.033	0.034	0.041	0.044	0.055	0.065	0.069	0.083	0.087	0.096	0.109	0.111	0.124	0.131	0.138	0.172	0.175	0.218	0.22
	0.0011	*0.0013*	*0.0014*	*0.0016*	*0.0017*	*0.0022*	*0.0026*	*0.0027*	*0.0032*	*0.0034*	*0.0038*	*0.0043*	*0.0043*	*0.0049*	*0.0052*	*0.0054*	*0.0068*	*0.0069*	*0.0086*	*0.0087*
F19	0.015	0.018	0.019	0.023	0.024	0.030	0.036	0.038	0.045	0.048	0.053	0.060	0.060	0.068	0.071	0.075	0.094	0.095	0.119	0.12
	0.0006	*0.0007*	*0.0007*	*0.0009*	*0.0009*	*0.0012*	*0.0014*	*0.0015*	*0.0018*	*0.0019*	*0.0021*	*0.0023*	*0.0024*	*0.0027*	*0.0028*	*0.0030*	*0.0037*	*0.0038*	*0.0047*	*0.0047*

SANDVIK Coromant

ITA

Velocità di taglio consigliate

Ottimizzata - fresa a candela in metallo duro integrale CoroMill® Plura per spianatura ad avanzamenti elevati

Ottimizzata - testina in metallo duro integrale CoroMill® 316 per spianatura ad avanzamenti elevati





a_e = 0.5 x DC

a_p = 0.1 x DC

ISO	Codice MC	CMC	Materiale	HB	f_z	v_c m/min	v_c piedi/min
P	P1.2.Z.AN	01.2	Acciaio non legato	190	G01	110	361
	P2.2.Z.AN	02.2	Acciaio debolmente legato	240	G01	100	328
	P3.0.Z.HT	03.21	Acciaio fortemente legato	380	G01	60	197
M	P5.0.Z.AN	05.11	Acciaio inossidabile ferritico/martensitico	200	G01	50	164
	M1.0.Z.AQ	05.21	Acciaio inossidabile austenitico	200	G01	60	197
	M3.2.Z.AQ	05.51	Acciaio inox Duplex (austenitico/ferritico)	260	G01	50	164
K	K1.1.C.NS	07.2	Ghisa malleabile	200	G01	120	394
	K2.1.C.UT	08.2	Ghisa grigia	180	G01	120	394
	K3.2.C.UT	09.2	Ghisa nodulare	215	G01	110	361
S	S1.0.U.AG	20.12	Superleghe a base di ferro	280	G01	50	165
	S2.0.Z.AG	20.22	Leghe a base di nichel	350	G01	35	115
	S4.2.Z.AN	23.22	Leghe a base di titanio	320	G01	75	246
H	H1.1.Z.HA	04.1	Acciaio - grado di durezza 50	50HRC	G02	110	361
	H1.2.Z.HA	04.1	Acciaio - grado di durezza 55	55HRC	G02	110	361
	H1.3.Z.HA	04.1	Acciaio - grado di durezza 60	60HRC	G02	60	197

Per dati di taglio ottimizzati, vedere CoroPlus® ToolGuide.

Avanzamenti consigliati

mm/dente
pollici/dente

D_c	4.000	6.000	6.000	10.000	12.000	16.000	20.000
f_z	*0.157*	*0.236*	*0.236*	*0.394*	*0.472*	*0.630*	*0.787*
G01	0.100	0.160	0.250	0.300	0.350	0.500	0.700
	0.0039	*0.0063*	*0.0098*	*0.0118*	*0.0138*	*0.0197*	*0.0276*
G02	0.080	0.130	0.200	0.240	0.280	0.400	0.560
	0.0031	*0.0051*	*0.0079*	*0.0094*	*0.0110*	*0.0157*	*0.0220*

Velocità di taglio consigliate

Ottimizzata - Fresa a candela in metallo duro integrale CoroMill® Plura per fresatura multioperazione stabile

Ottimizzata - testina in metallo duro integrale CoroMill® 316 per fresatura multioperazione stabile

													
					a_e = 1.0 x DC			a_e = 0.5 x DC			a_e = 0.1 x DC		
					a_p = 0.5 x DC			a_p = 1.5 x DC			a_p = 1.5 x DC		
ISO	Codice MC	CMC	Materiale	HB	f_z	v_c m/min	v_c piedi/min	f_z	v_c m/min	v_c piedi/min	f_z	v_c m/min	v_c piedi/min
P	P1.2.Z.AN	01.2	Acciaio non legato	190	K01	165	541	K02	215	705	K03	305	1001
	P2.2.Z.AN	02.2	Acciaio debolmente legato	240	K01	125	410	K02	160	525	K03	220	722
	P3.0.Z.HT	03.21	Acciaio fortemente legato	380	K01	75	246	K02	95	312	K03	130	427
M	P5.0.Z.AN	05.11	Acciaio inossidabile ferritico/martensitico	200	K01	45	148	K02	65	213	K03	85	279
	M1.0.Z.AQ	05.21	Acciaio inossidabile austenitico	200	K05	60	197	K06	75	246	K07	110	361
	M3.2.Z.AQ	05.51	Acciaio inox Duplex (austenitico/ferritico)	260	K05	45	148	K06	65	213	K07	85	279
K	K1.1.C.NS	07.2	Ghisa malleabile	200	K01	135	443	K02	170	558	K03	240	787
	K2.1.C.UT	08.2	Ghisa grigia	180	K01	135	443	K02	165	541	K03	240	787
	K3.2.C.UT	09.2	Ghisa nodulare	215	K01	125	410	K02	150	492	K03	215	705
S	S1.0.U.AG	20.12	Superleghe a base di ferro	280	K05	25	82	K06	35	115	K07	60	197
	S2.0.Z.AG	20.22	Leghe a base di nichel	350	K08	25	82	K08	35	115	K08	60	197
	S4.2.Z.AN	23.22	Leghe a base di titanio	320	K05	40	131	K06	55	180	K07	95	312
H	H1.1.Z.HA	04.1	Acciaio - grado di durezza 50	50HRC	K05	50	164	K06	80	262	K07	90	295
	H1.2.Z.HA	04.1	Acciaio - grado di durezza 55	55HRC	K05	50	164	K06	80	262	K07	90	295
	H1.3.Z.HA	04.1	Acciaio - grado di durezza 60	60HRC	K05	30	98	K06	50	164	K07	50	164

Per dati di taglio ottimizzati, vedere CoroPlus® ToolGuide.

Avanzamenti consigliati

mm/dente
pollici/dente

D_c	2.000	3.000	4.000	6.000	6.350	7.938	8.000	9.525	10.000	12.000	12.700	14.000	15.875	16.000	19.050	20.000	25.000	25.400
f_z	*0.079*	*0.118*	*0.157*	*0.236*	*0.250*	*0.313*	*0.315*	*0.375*	*0.394*	*0.472*	*0.500*	*0.551*	*0.625*	*0.630*	*0.750*	*0.787*	*0.984*	*1*
K01	0.020	0.020	0.020	0.030	0.030	0.050	0.050	0.060	0.060	0.070	0.070	0.080	0.090	0.090	0.100	0.100	0.100	0.100
	0.0008	*0.0008*	*0.0008*	*0.0012*	*0.0012*	*0.0020*	*0.0020*	*0.0024*	*0.0024*	*0.0028*	*0.0028*	*0.0031*	*0.0035*	*0.0035*	*0.0039*	*0.0039*	*0.0039*	*0.0039*
K02	0.02	0.030	0.030	0.040	0.040	0.070	0.070	0.100	0.100	0.100	0.100	0.100	0.120	0.120	0.120	0.140	0.160	0.160
	0.0008	*0.0012*	*0.0012*	*0.0016*	*0.0016*	*0.0028*	*0.0028*	*0.0039*	*0.0039*	*0.0039*	*0.0039*	*0.0039*	*0.0047*	*0.0047*	*0.0047*	*0.0055*	*0.0063*	*0.0063*
K03	0.03	0.040	0.050	0.070	0.070	0.100	0.100	0.120	0.120	0.120	0.120	0.120	0.120	0.120	0.180	0.200	0.200	0.200
	0.0012	*0.0016*	*0.0020*	*0.0028*	*0.0028*	*0.0039*	*0.0039*	*0.0047*	*0.0047*	*0.0047*	*0.0047*	*0.0047*	*0.0047*	*0.0047*	*0.0071*	*0.0079*	*0.0079*	*0.0079*
K04	0.02	0.020	0.020	0.020	0.020	0.040	0.040	0.050	0.050	0.060	0.060	0.060	0.070	0.070	0.080	0.080	0.080	0.080
	0.0008	*0.0008*	*0.0008*	*0.0008*	*0.0008*	*0.0016*	*0.0016*	*0.0020*	*0.0020*	*0.0024*	*0.0024*	*0.0024*	*0.0028*	*0.0028*	*0.0031*	*0.0031*	*0.0031*	*0.0031*
K05	0.02	0.020	0.020	0.040	0.040	0.060	0.060	0.080	0.080	0.080	0.080	0.080	0.100	0.100	0.100	0.110	0.130	0.130
	0.0008	*0.0008*	*0.0008*	*0.0016*	*0.0016*	*0.0024*	*0.0024*	*0.0031*	*0.0031*	*0.0031*	*0.0031*	*0.0031*	*0.0039*	*0.0039*	*0.0039*	*0.0043*	*0.0051*	*0.0051*
K06	0.02	0.030	0.040	0.060	0.060	0.080	0.080	0.100	0.100	0.100	0.100	0.100	0.100	0.120	0.140	0.160	0.160	0.160
	0.0008	*0.0012*	*0.0016*	*0.0024*	*0.0024*	*0.0031*	*0.0031*	*0.0039*	*0.0039*	*0.0039*	*0.0039*	*0.0039*	*0.0039*	*0.0047*	*0.0055*	*0.0063*	*0.0063*	*0.0063*
K07	0.015	0.015	0.02	0.02	0.02	0.025	0.025	0.03	0.031	0.038	0.040	0.045	0.050	0.050	0.060	0.063	0.078	0.078
	0.0006	*0.0006*	*0.0008*	*0.0008*	*0.0008*	*0.0010*	*0.0010*	*0.0012*	*0.0012*	*0.0015*	*0.0016*	*0.0018*	*0.0020*	*0.0020*	*0.0024*	*0.0025*	*0.0031*	*0.0031*

ITA

Velocità di taglio consigliate

Ottimizzata - fresa a candela in metallo duro integrale CoroMill® Plura per fresatura di pezzi temprati



					a_e = 1.0 x DC			a_e = 0.1 x DC			a_e = 0.05 X DC		
					a_p = 0.1 x DC			a_p = 1.0 x DC			a_p = 1.5 x DC		
ISO	Codice MC	CMC	Materiale	HB	f_z	v_c m/min	v_c piedi/min	f_z	v_c m/min	v_c piedi/min	f_z	v_c m/min	v_c piedi/min
P	P3.0.Z.HT	03.21	Acciaio fortemente legato	380	H01	140	459	H02	225	738	H03	250	820
H	H1.1.Z.HA	04.1	Acciaio - grado di durezza 50	50HRC	H04	110	361	H05	185	607	H06	205	673
	H1.2.Z.HA	04.1	Acciaio - grado di durezza 55	55HRC	H04	125	410	H05	215	705	H06	245	804
	H1.3.Z.HA	04.1	Acciaio - grado di durezza 60	60HRC	H04	75	246	H05	130	427	H06	145	476

Per dati di taglio ottimizzati, vedere CoroPlus® ToolGuide.

Avanzamenti consigliati

mm/dente
pollici/dente

D_c	2.000	3.000	4.000	6.000	6.350	8.000	9.525	10.000	12.000	16.000
f_z	*0.079*	*0.118*	*0.157*	*0.236*	*0.250*	*0.315*	*0.375*	*0.394*	*0.472*	*0.630*
H01	0.020	0.020	0.020	0.030	0.030	0.050	0.060	0.060	0.070	0.090
	0.0008	*0.0008*	*0.0008*	*0.0012*	*0.0012*	*0.0020*	*0.0024*	*0.0024*	*0.0028*	*0.0035*
H02	0.030	0.040	0.050	0.070	0.070	0.100	0.120	0.120	0.120	0.120
	0.0012	*0.0016*	*0.0020*	*0.0028*	*0.0028*	*0.0039*	*0.0047*	*0.0047*	*0.0047*	*0.0047*
H03	0.030	0.050	0.060	0.080	0.080	0.120	0.150	0.150	0.150	0.160
	0.0012	*0.0020*	*0.0024*	*0.0031*	*0.0031*	*0.0047*	*0.0059*	*0.0059*	*0.0059*	*0.0063*
H04	0.020	0.020	0.020	0.020	0.020	0.040	0.050	0.050	0.060	0.070
	0.0008	*0.0008*	*0.0008*	*0.0008*	*0.0008*	*0.0016*	*0.0020*	*0.0020*	*0.0024*	*0.0028*
H05	0.020	0.030	0.040	0.060	0.060	0.080	0.100	0.100	0.100	0.120
	0.0008	*0.0012*	*0.0016*	*0.0024*	*0.0024*	*0.0031*	*0.0039*	*0.0039*	*0.0039*	*0.0047*
H06	0.030	0.040	0.050	0.060	0.060	0.100	0.120	0.120	0.120	0.140
	0.0012	*0.0016*	*0.0020*	*0.0024*	*0.0024*	*0.0039*	*0.0047*	*0.0047*	*0.0047*	*0.0055*

Velocità di taglio consigliate

Fresa a candela CoroMill® Plura in ceramica integrale per sgrossatura ad alta velocità

Testina in ceramica brasata CoroMill® 316 per sgrossatura ad alta velocità

												
						a_e = 0.1 x DC			a_e = 0.075 x DC			
						a_p = 1.5 x DC Sporgenza 4 x d			a_p = 1.5 x DC Sporgenza 6 x d			
ISO	Codice MC	CMC	Materiale	HB	ZEFP	f_z	v_c m/min	v_c piedi/min	f_z	v_c m/min	v_c piedi/min
S	S2.0.Z.AG	20.22	Leghe a base di nichel	350	4	P02	600-1000	1698-3280	P01	600-700	1968-2296
					6	P01	600-1000	1698-3280	P01	600-700	1968-2296

Per dati di taglio ottimizzati, vedere CoroPlus® ToolGuide.

Avanzamenti consigliati

mm/dente
pollici/dente

D_c	10	12
f_z	*0.394*	*0.472*
P01	0.02	0.02
	0.0008	*0.0008*
P02	0.07	0.09
	0.0028	*0.0035*

Testina in metallo duro integrale CoroMill® 316 per fresatura laterale ad avanzamenti elevati

										
					a_e = 0.1 x DC			a_e = 0.075 x DC		
					a_p = 1.5 x DC Sporgenza 4 x d			a_p = 1.5 x DC Sporgenza 6 x d		
ISO	Codice MC	CMC	Materiale	HB	f_z	v_c m/min	v_c piedi/min	f_z	v_c m/min	v_c piedi/min
S	S4.3.Z.AN		Leghe a base di titanio	320	Q01	100	328	Q01	90	295
	S4.4.Z.AN		Leghe a base di titanio	410	Q01	50	164	Q01	45	145

Per dati di taglio ottimizzati, vedere CoroPlus® ToolGuide.

Avanzamenti consigliati

mm/dente
pollici/dente

D_c	9.525	10	12	12.7	15.875	16	19.05	20	25	25.4
f_z	*0.375*	*0.394*	*0.472*	*0.50*	*0.625*	*0.630*	*0.75*	*0.787*	*0.984*	*1.00*
Q01	0.057	0.057	0.066	0.066	0.076	0.076	0.095	0.095	0.123	0.123
	0.0022	*0.0022*	*0.0026*	*0.0026*	*0.003*	*0.003*	*0.0037*	*0.0037*	*0.0049*	*0.0049*

ITA

Velocità di taglio consigliate

Ottimizzata - Fresa a candela in metallo duro integrale CoroMill® Plura con grande capacità di asportazione dei trucioli

Ottimizzata - testina in metallo duro integrale CoroMill® 316 con grande capacità di asportazione dei trucioli



					a_e = 1.0 x DC			a_e = 0.5 x DC			a_e = 0.1 x DC		
					a_p = 0.5 x DC			a_p = 1.0 x DC			a_p = 1.5 x DC		
ISO	Codice MC	CMC	Materiale	HB	f_z	v_c m/min	v_c piedi/min	f_z	v_c m/min	v_c piedi/min	f_z	v_c m/min	v_c piedi/min
N	N1.2.Z.AG	30.12	Leghe a base di alluminio	100	I01	800	2625	I02	980	3215	I03	1120	3675
	N1.3.C.UT	30.21	Leghe a base di alluminio	75	I01	270	886	I02	360	1181	I03	480	1575
	N1.4.C.NS	30.42	Leghe a base di alluminio	130	I01	100	328	I02	130	427	I03	190	623
	N3.2.C.UT	33.2	Rame e leghe di rame	90	I01	150	492	I02	200	656	I03	290	951
O	O7.0.S.UT		Grafite		-	-	-	I04	450	1476	I05	500	1640

Per dati di taglio ottimizzati, vedere CoroPlus® ToolGuide.

Avanzamenti consigliati

mm/dente
pollici/dente

D_c	1.000	2.000	3.000	4.000	6.000	8.000	10.000	12.000	14.000	16.000	18.000	18.000
f_z	*0.039*	*0.079*	*0.118*	*0.157*	*0.236*	*0.315*	*0.394*	*0.472*	*0.551*	*0.630*	*0.709*	*0.709*
I01	0.020	0.040	0.040	0.040	0.072	0.110	0.130	0.150	0.180	0.200	0.220	0.220
	0.0008	*0.0016*	*0.0016*	*0.0016*	*0.0028*	*0.0043*	*0.0051*	*0.0059*	*0.0071*	*0.0079*	*0.0087*	*0.0087*
I02	0.030	0.060	0.070	0.070	0.100	0.170	0.220	0.220	0.220	0.260	0.260	0.310
	0.0012	*0.0024*	*0.0028*	*0.0028*	*0.0039*	*0.0067*	*0.0087*	*0.0087*	*0.0087*	*0.0102*	*0.0102*	*0.0122*
I03	0.040	0.070	0.070	0.110	0.150	0.200	0.260	0.260	0.260	0.260	0.330	0.440
	0.0016	*0.0028*	*0.0028*	*0.0043*	*0.0059*	*0.0079*	*0.0102*	*0.0102*	*0.0102*	*0.0102*	*0.0130*	*0.0173*
I04	0.010	0.010	0.010	0.020	0.020	0.030	0.040	0.050	0.060	0.070	-	-
	0.0004	*0.0004*	*0.0004*	*0.0008*	*0.0008*	*0.0012*	*0.0016*	*0.0020*	*0.0024*	*0.0028*	-	-
I05	0.010	0.020	0.020	0.030	0.040	0.060	0.080	0.100	0.120	0.140	-	-
	0.0004	*0.0008*	*0.0008*	*0.0012*	*0.0016*	*0.0024*	*0.0031*	*0.0039*	*0.0047*	*0.0055*	-	-

Velocità di taglio consigliate

Ottimizzata - fresa candela in metallo duro integrale CoroMill® Plura per sgrossatura con rompitrucioli

Ottimizzata - testina in metallo duro integrale CoroMill® 316 per sgrossatura con rompitrucioli



					a_e = 1.0 x DC			a_e = 0.5 x DC			a_e = 0.1 x DC		
					a_p = 0.5 x DC			a_p = 1.0 x DC			a_p = 1.5 x DC		
ISO	Codice MC	CMC	Materiale	HB	f_z	v_c m/min	v_c piedi/min	f_z	v_c m/min	v_c piedi/min	f_z	v_c m/min	v_c piedi/min
P	P1.2.Z.AN	01.2	Acciaio non legato	190	L01	170	558	L02	220	722	L03	315	1033
	P2.2.Z.AN	02.2	Acciaio debolmente legato	240	L01	120	394	L02	160	525	L03	230	755
	P3.0.Z.HT	03.21	Acciaio fortemente legato	380	L01	80	262	L02	100	328	L03	140	459
M	P5.0.Z.AN	05.11	Acciaio inossidabile ferritico/martensitico	200	L01	50	164	L02	65	213	L03	95	312
	M1.0.Z.AQ	05.21	Acciaio inossidabile austenitico	200	L04	60	197	L05	75	246	L06	115	377
	M3.2.Z.AQ	05.51	Acciaio inox Duplex (austenitico/ferritico)	260	L04	50	164	L05	65	213	L06	95	312
K	K1.1.C.NS	07.2	Ghisa malleabile	200	L01	130	427	L02	170	558	L03	245	804
	K2.1.C.UT	08.2	Ghisa grigia	180	L01	130	427	L02	170	558	L03	245	804
	K3.2.C.UT	09.2	Ghisa nodulare	215	L01	115	377	L02	155	509	L03	220	722
N	N1.2.Z.AG	30.12	Leghe a base di alluminio	100	L08	1270	4167	L09	1610	5282	L07	2150	7054
	N1.3.C.UT	30.21	Leghe a base di alluminio	75	L08	310	1017	L09	380	1247	L07	540	1772
	N1.4.C.NS	30.42	Leghe a base di alluminio	130	L08	110	361	L09	150	492	L07	220	722
	N3.2.C.UT	33.2	Rame e leghe di rame	90	L08	170	558	L09	230	755	L07	320	1050
S	S1.0.U.AG	20.12	Superleghe a base di ferro	280	L04	20	66	L05	30	98	L06	50	164
	S2.0.Z.AG	20.22	Superleghe a base di nichel	350	L04	20	66	L05	30	98	L06	50	164
	S4.2.Z.AN	23.22	Leghe a base di titanio	320	L04	50	164	L05	80	262	L06	130	427

Per dati di taglio ottimizzati, vedere CoroPlus® ToolGuide.

Avanzamenti consigliati

mm/dente
pollici/dente

D_c	6	8	9.525	10	12	12.7	14	15.875	16	18	20	25	25.4
f_z	*0.236*	*0.315*	*0.375*	*0.394*	*0.472*	*0.500*	*0.551*	*0.625*	*0.630*	*0.709*	*0.787*	*0.984*	*1.000*
L01	0.030	0.050	0.060	0.060	0.070	0.070	0.080	0.090	0.090	0.100	0.100	0.100	0.100
	0.0012	*0.0020*	*0.0024*	*0.0024*	*0.0028*	*0.0028*	*0.0031*	*0.0035*	*0.0035*	*0.0039*	*0.0039*	*0.0039*	*0.0039*
L02	0.040	0.070	0.100	0.100	0.100	0.100	0.100	0.120	0.120	0.120	0.140	0.160	0.160
	0.0016	*0.0028*	*0.0039*	*0.0039*	*0.0039*	*0.0039*	*0.0039*	*0.0047*	*0.0047*	*0.0047*	*0.0055*	*0.0063*	*0.0063*
L03	0.070	0.100	0.120	0.120	0.120	0.120	0.120	0.120	0.120	0.150	0.200	0.200	0.200
	0.0028	*0.0039*	*0.0047*	*0.0047*	*0.0047*	*0.0047*	*0.0047*	*0.0047*	*0.0047*	*0.0059*	*0.0079*	*0.0079*	*0.0079*
L04	0.020	0.040	0.050	0.050	0.060	0.060	0.060	0.070	0.070	0.080	0.080	0.080	0.080
	0.0008	*0.0016*	*0.0020*	*0.0020*	*0.0024*	*0.0024*	*0.0024*	*0.0028*	*0.0028*	*0.0031*	*0.0031*	*0.0031*	*0.0031*
L05	0.040	0.060	0.080	0.080	0.080	0.080	0.080	0.100	0.100	0.100	0.110	0.130	0.130
	0.0016	*0.0024*	*0.0031*	*0.0031*	*0.0031*	*0.0031*	*0.0031*	*0.0039*	*0.0039*	*0.0039*	*0.0043*	*0.0051*	*0.0051*
L06	0.060	0.080	0.100	0.100	0.100	0.100	0.100	0.100	0.120	0.120	0.160	0.160	0.160
	0.0024	*0.0031*	*0.0039*	*0.0039*	*0.0039*	*0.0039*	*0.0039*	*0.0039*	*0.0047*	*0.0047*	*0.0063*	*0.0063*	*0.0063*
L07	0.150	0.200	0.260	0.260	0.260	0.260	0.260	0.260	0.260	0.330	0.440	0.440	0.440
	0.0059	*0.0079*	*0.0102*	*0.0102*	*0.0102*	*0.0102*	*0.0102*	*0.0102*	*0.0102*	*0.0130*	*0.0173*	*0.0173*	*0.0173*
L08	0.070	0.110	0.130	0.130	0.150	0.150	0.180	0.200	0.200	0.220	0.220	0.220	0.220
	0.0028	*0.0043*	*0.0051*	*0.0051*	*0.0059*	*0.0059*	*0.0071*	*0.0079*	*0.0079*	*0.0087*	*0.0087*	*0.0087*	*0.0087*
L09	0.100	0.160	0.220	0.220	0.220	0.220	0.220	0.260	0.260	0.260	0.310	0.350	0.350
	0.0039	*0.0063*	*0.0087*	*0.0087*	*0.0087*	*0.0087*	*0.0087*	*0.0102*	*0.0102*	*0.0102*	*0.0122*	*0.0138*	*0.0138*

ITA

Velocità di taglio consigliate

Ottimizzata - fresa a candela in metallo duro integrale CoroMill® Plura per finitura

Ottimizzata - testina in metallo duro integrale CoroMill® 316 per finitura



					a_e = 0.1 x DC			a_e = 0.05 x DC					
					a_p = 1.0 x DC			a_p = 1.5 x DC					
ISO	Codice MC	CMC	Materiale	HB	f_z	v_c m/min	v_c piedi/min	f_z	v_c m/min	v_c piedi/min			
P	P1.2.Z.AN	01.2	Acciaio non legato	190	J01	280	919	J02	330	1083			
	P2.2.Z.AN	02.2	Acciaio debolmente legato	240	J01	205	673	J02	240	787			
	P3.0.Z.HT	03.21	Acciaio fortemente legato	380	J01	120	394	J02	140	459			
M	P5.0.Z.AN	05.11	Acciaio inossidabile ferritico/martensitico	200	J01	80	262	J02	95	312			
	M1.0.Z.AQ	05.21	Acciaio inossidabile austenitico	200	J03	100	328	J04	115	377			
	M3.2.Z.AQ	05.51	Acciaio inox Duplex (austenitico/ferritico)	260	J03	80	262	J04	95	312			
K	K1.1.C.NS	07.2	Ghisa malleabile	200	J01	220	722	J04	255	837			
	K2.1.C.UT	08.2	Ghisa grigia	180	J01	220	722	J02	255	837			
	K3.2.C.UT	09.2	Ghisa nodulare	215	J01	140	459	J02	165	541			
S	S1.0.U.AG	20.12	Superleghe a base di ferro	280	J03	50	164	J04	60	197			
	S2.0.Z.AG	20.22	Leghe a base di nichel	350	J03	50	164	J04	60	197			
	S4.2.Z.AN	23.22	Leghe a base di titanio	320	J03	80	262	J04	95	312			
H	H1.1.Z.HA	04.1	Acciaio - grado di durezza 50	50HRC	J03	120	394	J04	140	459			
	H1.2.Z.HA	04.1	Acciaio - grado di durezza 55	55HRC	J03	120	394	J04	140	459			
	H1.3.Z.HA	04.1	Acciaio - grado di durezza 60	60HRC	J03	70	230	J04	80	262			

Per dati di taglio ottimizzati, vedere CoroPlus® ToolGuide.

Avanzamenti consigliati

mm/dente
pollici/dente

D_c	3.000	4.000	6.000	6.350	7.938	8.000	9.525	10.000	12.000	12.700	14.000	15.875	16.000	18.000	19.050	20.000	25.000	25.400
f_z	*0.118*	*0.157*	*0.236*	*0.250*	*0.313*	*0.315*	*0.375*	*0.394*	*0.472*	*0.500*	*0.551*	*0.625*	*0.630*	*0.709*	*0.750*	*0.787*	*0.984*	*1.000*
J01	0.040	0.050	0.070	0.070	0.100	0.100	0.120	0.120	0.120	0.120	0.120	0.120	0.120	0.150	0.180	0.200	0.200	0.200
	0.0016	*0.0020*	*0.0028*	*0.0028*	*0.0039*	*0.0039*	*0.0047*	*0.0047*	*0.0047*	*0.0047*	*0.0047*	*0.0047*	*0.0047*	*0.0059*	*0.0071*	*0.0079*	*0.0079*	*0.0079*
J02	0.050	0.060	0.080	0.080	0.120	0.120	0.150	0.150	0.150	0.150	0.150	0.160	0.160	0.180	0.200	0.200	0.250	0.250
	0.0020	*0.0024*	*0.0031*	*0.0031*	*0.0047*	*0.0047*	*0.0059*	*0.0059*	*0.0059*	*0.0059*	*0.0059*	*0.0063*	*0.0063*	*0.0071*	*0.0079*	*0.0079*	*0.0098*	*0.0098*
J03	0.030	0.040	0.060	0.060	0.080	0.080	0.100	0.100	0.100	0.100	0.100	0.100	0.120	0.120	0.140	0.160	0.160	0.160
	0.0012	*0.0016*	*0.0024*	*0.0024*	*0.0031*	*0.0031*	*0.0039*	*0.0039*	*0.0039*	*0.0039*	*0.0039*	*0.0039*	*0.0047*	*0.0047*	*0.0055*	*0.0063*	*0.0063*	*0.0063*
J04	0.040	0.050	0.060	0.060	0.100	0.100	0.120	0.120	0.120	0.120	0.120	0.140	0.140	0.150	0.160	0.160	0.200	0.200
	0.0016	*0.0020*	*0.0024*	*0.0024*	*0.0039*	*0.0039*	*0.0047*	*0.0047*	*0.0047*	*0.0047*	*0.0047*	*0.0055*	*0.0055*	*0.0059*	*0.0063*	*0.0063*	*0.0079*	*0.0079*

Velocità di taglio consigliate

Ottimizzata - fresa a candela in metallo duro integrale CoroMill® Plura per microfresatura

Ottimizzata - fresa a candela con testa sferica in metallo duro integrale CoroMill® Plura per microfresatura

					a_e = 1.0 x DC a_p = 0.5 x DC			a_e = 0.5 x DC a_p = 1.0 x DC			a_e = 0.25 x DC a_p = 1.0 x DC			a_e = 0.05 x DC a_p = 0.05 x DC		
ISO	Codice MC	CMC	Materiale	HB	f_z	v_c m/min	v_c piedi/min	f_z	v_c m/min	v_c piedi/min	f_z	v_c m/min	v_c piedi/min	f_z	vc m/min	v_c piedi/min
P	P1.2.Z.AN	01.2	Acciaio non legato	190	M01	140	459	M02	195	640	M08	215	705	M03	330	1083
	P2.2.Z.AN	02.2	Acciaio debolmente legato	240	M01	115	377	M02	160	525	M08	175	574	M03	240	787
	P3.0.Z.HT	03.21	Acciaio fortemente legato	380	M01	80	262	M02	90	295	M08	100	328	M03	140	459
M	P5.0.Z.AN	05.11	Acciaio inossidabile ferritico/martensitico	200	M01	70	230	M02	80	262	M08	90	295	M03	100	328
	M1.0.Z.AQ	05.21	Acciaio inossidabile austenitico	200	M04	90	295	M05	110	361	M11	120	394	M06	120	394
	M3.2.Z.AQ	05.51	Acciaio inox Duplex (austenitico/ferritico)	260	M04	70	230	M05	75	246	M11	85	279	M06	100	328
K	K1.1.C.NS	07.2	Ghisa malleabile	200	M01	155	509	M02	170	558	M08	185	607	M03	270	886
	K2.1.C.UT	08.2	Ghisa grigia	180	M01	160	525	M02	175	574	M08	195	640	M03	270	886
	K3.2.C.UT	09.2	Ghisa nodulare	215	M01	165	541	M02	180	591	M08	200	656	M03	240	787
N	N1.2.Z.AG	30.12	Leghe a base di alluminio	100	M09	800	2625	M10	1040	3412	M12	1145	3757	M07	1450	4757
	N1.3.C.UT	30.21	Leghe a base di alluminio	75	M09	640	2100	M10	830	2723	M12	915	3002	M07	1030	3379
	N1.4.C.NS	30.42	Leghe a base di alluminio	130	M09	200	656	M10	240	787	M12	265	869	M07	360	1181
	N3.2.C.UT	33.2	Rame e leghe di rame	90	M09	320	1050	M10	385	1263	M12	425	1394	M07	740	2428
S	S1.0.U.AG	20.12	Superleghe a base di ferro	280	M04	30	98	M05	40	131	M11	45	148	M06	60	197
	S2.0.Z.AG	20.22	Superleghe a base di nichel	350	M04	30	98	M05	40	131	M11	45	148	M06	60	197
	S4.2.Z.AN	23.22	Leghe a base di titanio	320	M04	65	213	M05	85	279	M11	95	312	M06	110	361
H	H1.1.Z.HA	04.1	Acciaio - grado di durezza 50	50HRC	M04	40	131	M05	45	148	M11	50	164	M06	140	459
	H1.2.Z.HA	04.1	Acciaio - grado di durezza 55	55HRC	M04	20	66	M05	25	82	M11	25	82	M06	140	459
	H1.3.Z.HA	04.1	Acciaio - grado di durezza 60	60HRC	M04	10	33	M05	15	49	M11	15	49	M06	80	262

Per dati di taglio ottimizzati, vedere CoroPlus® ToolGuide.

Avanzamenti consigliati

mm/dente
pollici/dente

D_c	0.500	1.000	2.000
f_z	*0.020*	*0.039*	*0.079*
M01	0.010	0.010	0.020
	0.0004	*0.0004*	*0.0008*
M02	0.010	0.010	0.020
	0.0004	*0.0004*	*0.0008*
M03	0.010	0.020	0.030
	0.0004	*0.0008*	*0.0012*
M04	0.010	0.010	0.020
	0.0004	*0.0004*	*0.0008*
M05	0.010	0.010	0.020
	0.0004	*0.0004*	*0.0008*
M06	0.015	0.020	0.030
	0.0006	*0.0008*	*0.0012*
M07	0.035	0.060	0.080
	0.0014	*0.0024*	*0.0031*
M08	0.010	0.010	0.020
	0.0004	*0.0004*	*0.0008*
M09	0.020	0.020	0.040
	0.0008	*0.0008*	*0.0016*
M10	0.020	0.030	0.060
	0.0008	*0.0012*	*0.0024*
M11	0.020	0.010	0.020
	0.0008	*0.0004*	*0.0008*
M12	-	0.030	0.060
	-	*0.0012*	*0.0024*

ITA

Velocità di taglio consigliate

Ottimizzata - testina in metallo duro integrale CoroMill® 316 per fresatura a elevato carico di trucioli



					a_e = 1.0 x DC a_p = 0.5 x DC			a_e = 0.5 x DC a_p = 0.5 x DC			a_e = 0.1 x DC a_p = 0.75 x DC		
ISO	Codice MC	CMC	Materiale	HB	f_z	v_c m/min	v_c piedi/min	f_z	v_c m/min	v_c piedi/min	f_z	v_c m/min	v_c piedi/min
P	P1.2.Z.AN	01.2	Acciaio non legato	190	O01	145	476	O02	195	640	O03	290	951
	P2.2.Z.AN	02.2	Acciaio debolmente legato	240	O01	110	361	O02	150	492	O03	225	738
	P3.0.Z.HT	03.21	Acciaio fortemente legato	380	O01	55	180	O02	75	246	O03	115	377
M	P5.0.Z.AN	05.11	Acciaio inossidabile ferritico/martensitico	200	O01	75	246	O02	100	328	O03	150	492
	M1.0.Z.AQ	05.21	Acciaio inossidabile austenitico	200	O06	60	197	O05	85	279	O04	125	410
	M3.2.Z.AQ	05.51	Acciaio inox Duplex (austenitico/ferritico)	260	O06	75	246	O05	100	328	O04	150	492
K	K1.1.C.NS	07.2	Ghisa malleabile	200	O01	140	459	O02	185	607	O03	280	919
	K2.1.C.UT	08.2	Ghisa grigia	180	O01	75	246	O02	105	344	O03	155	509
	K3.2.C.UT	09.2	Ghisa nodulare	215	O01	110	361	O02	150	492	O03	220	722
S	S1.0.U.AG	20.12	Superleghe a base di ferro	280	O06	20	66	O05	25	82	O04	40	131
	S2.0.Z.AG	20.22	Leghe a base di nichel	350	O06	15	49	O05	25	82	O04	35	115
	S4.2.Z.AN	23.22	Leghe a base di titanio	320	O06	25	82	O05	35	115	O04	50	164

Per dati di taglio ottimizzati, vedere CoroPlus® ToolGuide.

Avanzamenti consigliati

mm/dente
pollici/dente

D_c f_z	10.000 *0.394*	12.000 *0.472*	16.000 *0.630*
O01	0.070 *0.0028*	0.080 *0.0031*	0.110 *0.0043*
O02	0.120 *0.0047*	0.120 *0.0047*	0.140 *0.0055*
O03	0.140 *0.0055*	0.140 *0.0055*	0.140 *0.0055*
O04	0.120 *0.0047*	0.120 *0.0047*	0.120 *0.0047*
O05	0.075 *0.0030*	0.090 *0.0035*	0.120 *0.0047*
O06	0.050 *0.0020*	0.060 *0.0024*	0.070 *0.0028*

Velocità di taglio consigliate

Ottimizzata - fresa a candela con testa sferica in metallo duro integrale CoroMill® Plura per profilatura

Ottimizzata - testina in metallo duro integrale CoroMill® 316 per profilatura







					a_e = 0.05 x DC			a_e = 0.01 x DC		
ISO	Codice MC	CMC	Materiale	HB	f_z	v_c m/min	v_c piedi/min	f_z	v_c m/min	v_c piedi/min
P	P1.2.Z.AN	01.2	Acciaio non legato	190	N01	300	984	N04	360	1181
	P2.2.Z.AN	02.2	Acciaio debolmente legato	240	N01	220	722	N04	265	869
	P3.0.Z.HT	03.21	Acciaio fortemente legato	380	N01	130	427	N04	150	492
M	P5.0.Z.AN	05.11	Acciaio inossidabile ferritico/martensitico	200	N01	90	295	N05	100	328
	M1.0.Z.AQ	05.21	Acciaio inossidabile austenitico	200	N02	110	361	N05	130	427
	M3.2.Z.AQ	05.51	Acciaio inox Duplex (austenitico/ferritico)	260	N02	90	295	N04	100	328
K	K1.1.C.NS	07.2	Ghisa malleabile	200	N01	240	787	N04	290	951
	K2.1.C.UT	08.2	Ghisa grigia	180	N01	240	787	N04	290	951
	K3.2.C.UT	09.2	Ghisa nodulare	215	N01	215	705	N04	255	837
N	N1.2.Z.AG	30.12	Leghe a base di alluminio	100	N03	1765	5791	N06	1765	5791
	N1.3.C.UT	30.21	Leghe a base di alluminio	75	N03	755	2477	N06	910	2986
	N1.4.C.NS	30.42	Leghe a base di alluminio	130	N03	280	919	N06	335	1099
	N3.2.C.UT	33.2	Rame e leghe di rame	90	N03	505	1657	N06	615	2018
S	S1.0.U.AG	20.12	Superleghe a base di ferro	280	N02	50	164	N05	70	230
	S2.0.Z.AG	20.22	Superleghe a base di nichel	350	N02	50	164	N05	70	230
	S4.2.Z.AN	23.22	Leghe a base di titanio	320	N02	100	328	N05	130	427
H	H1.1.Z.HA	04.1	Acciaio - grado di durezza 50	50HRC	N02	145	476	N05	175	574
	H1.2.Z.HA	04.1	Acciaio - grado di durezza 55	55HRC	N02	145	476	N05	175	574
	H1.3.Z.HA	04.1	Acciaio - grado di durezza 60	60HRC	N02	85	279	N05	100	328
O	O7.0.S.UT		Grafite		N03	800	2625	N06	850	2789

Per dati di taglio ottimizzati, vedere CoroPlus® ToolGuide.

Avanzamenti consigliati

mm/dente
pollici/dente

D_c	1.000	2.000	3.000	4.000	6.000	6.350	7.938	8.000	9.525	10.000	12.000	12.700	16.000	20.000	25.000	25.400
f_z	*0.039*	*0.079*	*0.118*	*0.157*	*0.236*	*0.250*	*0.313*	*0.315*	*0.375*	*0.394*	*0.472*	*0.500*	*0.630*	*0.787*	*0.984*	*1.000*
N01	0.020	0.030	0.050	0.060	0.080	0.080	0.120	0.120	0.150	0.150	0.150	0.150	0.160	0.020	0.025	0.025
	0.0008	*0.0012*	*0.0020*	*0.0024*	*0.0031*	*0.0031*	*0.0047*	*0.0047*	*0.0059*	*0.0059*	*0.0059*	*0.0059*	*0.0063*	*0.0079*	*0.0098*	*0.0098*
N02	0.020	0.030	0.040	0.050	0.060	0.060	0.100	0.100	0.120	0.120	0.120	0.120	0.140	0.016	0.020	0.020
	0.0008	*0.0012*	*0.0016*	*0.0020*	*0.0024*	*0.0024*	*0.0039*	*0.0039*	*0.0047*	*0.0047*	*0.0047*	*0.0047*	*0.0055*	*0.0630*	*0.0079*	*0.0790*
N03	0.060	0.080	0.100	0.130	0.180	0.180	0.260	0.260	0.330	0.330	0.330	0.330	0.380	0.440	0.500	0.500
	0.0024	*0.0031*	*0.0039*	*0.0051*	*0.0071*	*0.0071*	*0.0102*	*0.0102*	*0.0130*	*0.0130*	*0.0130*	*0.0130*	*0.0150*	*0.0173*	*0.0197*	*0.0197*
N04	0.030	0.050	0.080	0.100	0.120	0.120	0.150	0.150	0.200	0.200	0.200	0.200	0.200	0.250	0.250	0.250
	0.0012	*0.0020*	*0.0031*	*0.0039*	*0.0047*	*0.0047*	*0.0059*	*0.0059*	*0.0079*	*0.0079*	*0.0079*	*0.0079*	*0.0079*	*0.0098*	*0.0098*	*0.0098*
N05	0.020	0.040	0.065	0.080	0.100	0.100	0.120	0.120	0.160	0.160	0.160	0.160	0.160	0.200	0.200	0.200
	0.0008	*0.0016*	*0.0026*	*0.0031*	*0.0039*	*0.0039*	*0.0047*	*0.0047*	*0.0063*	*0.0063*	*0.0063*	*0.0063*	*0.0063*	*0.0079*	*0.0079*	*0.0079*
N06	0.070	0.110	0.175	0.220	0.260	0.260	0.330	0.330	0.440	0.440	0.440	0.440	0.440	0.500	0.500	0.500
	0.0028	*0.0043*	*0.0069*	*0.0087*	*0.0102*	*0.0102*	*0.0130*	*0.0130*	*0.0173*	*0.0173*	*0.0173*	*0.0173*	*0.0173*	*0.0197*	*0.0197*	*0.0197*

Ottimizzata - fresa a candela in metallo duro integrale CoroMill® Plura per applicazioni di contornatura

Per materiali compositi



	a_p x a_e > DC		a_p x a_e > DC	
	f_z mm/dente*	v_c m/min	f_z mm/dente*	v_c m/min
2P460	0.03	100	0.08	200
2P350	0.03	130	0.03	280
2P050	0.06	100	0.05	200

L'avanzamento è il medesimo per tutti i diametri.

ITA

Dati di taglio per fresa CoroMill® Plura per filettatura

Velocità ed avanzamenti consigliati

ISO	Materiale MC	Durezza HB	Durezza HRC	Fresa per filettatura Filetto	Dimensioni in mm e pollici DC	DC"	ZEFP	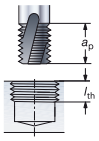 $l_{Th} = 0.5 \times a_p$ Velocità di taglio v_c m/min	piedi/min	Avanzamento per dente, f_z mm	pollici	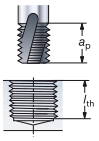 $l_{Th} = a_p$ Velocità di taglio v_c m/min	piedi/min	Avanzamento per dente, f_z mm	pollici
P	**Acciaio non legato**			M2	1.55	.061	3	127	417	0.027	.0011	120	396	0.020	.0008
	P1.1.Z.AN	125		M4	3.2	.126	3	152	500	0.030	.0012	141	465	0.018	.0007
				M10	8.2	.323	4	132	435	0.052	.0020	124	410	0.029	.0012
				M20	16	.630	5	141	465	0.130	.0051	131	430	0.069	.0028
	Acciaio debolmente legato			M2	1.55	.061	3	84	276	0.018	.0007	80	263	0.016	.0006
	P2.5.Z.HT	300		M4	3.2	.126	3	147	485	0.012	.0005	137	440	0.006	.0003
				M10	8.2	.323	4	164	540	0.086	.0034	153	500	0.050	.0020
				M20	16	.630	5	173	570	0.089	.0036	162	535	0.118	.0046
	Acciaio fortemente legato			M2	1.55	.061	3	73	240	0.005	.0002	70	231	0.0045	.0002
	P3.0.Z.HT	450		M4	3.2	.126	3	163	540	0.035	.0014	151	500	0.015	.0006
				M10	8.2	.323	4	164	550	0.061	.0024	153	520	0.049	.0020
				M20	16	.630	5	173	570	0.012	.0005	162	540	0.118	.0046
M	**Acciaio inossidabile**			M2	1.55	.061	3	37	121	0.01	.0004	35	114	0.009	.00035
	P5.0.Z.AN	200		M4	3.2	.126	3	81	265	0.024	.0010	75	245	0.009	.0004
				M10	8.2	.323	4	82	270	0.052	.0020	76	250	0.036	.0014
				M20	16	.630	5	86	280	0.089	.0036	93	310	0.089	.0036
				M2	1.55	.061	3	52	170	0.009	.00035	50	164	0.0085	.00035
	M1.0.Z.AQ	200		M4	3.2	.126	3	53	175	0.018	.0007	49	160	0.007	.0007
				M10	8.2	.323	4	53	175	0.052	.0020	50	165	0.027	.0012
				M20	16	.630	5	56	185	0.089	.0036	53	175	0.072	.0029
				M2	1.55	.061	3	42	137	0.0045	.0002	40	131	0.0042	.00015
	M3.1.Z.AQ	230		M4	3.2	.126	3	53	175	0.018	.0008	49	160	0.007	.0003
				M10	8.2	.323	4	53	175	0.052	.0020	50	165	0.027	.0012
				M20	16	.630	5	56	185	0.131	.0052	53	175	0.074	.0030
K	**Ghisa malleabile**			M2	1.55	.061	3	97	318	0.0289	.0012	92	301	0.025	.001
	K1.1.C.NS			M4	3.2	.126	3	80	265	0.020	.0008	77	260	0.016	.0006
				M10	8.2	.323	4	89	290	0.061	.0022	83	275	0.036	.0014
				M20	16	.630	5	82	270	0.084	.0032	83	275	0.089	.0036
	Ghisa grigia			M2	1.55	.061	3	82	269	0.018	.0007	80	262	0.016	.0006
	K2.2.C.UT			M4	3.2	.126	3	76	260	0.018	.0007	73	250	0.014	.0006
				M10	8.2	.323	4	86	310	0.038	.0014	79	285	0.034	.0013
				M20	16	.630	5	79	285	0.075	.0030	80	290	0.080	.0032
	Ghisa nodulare			M2	1.55	.061	3	97	318	0.04	.0015	94	308	0.035	.0014
	K3.1.C.UT			M4	3.2	.126	3	101	340	0.027	.0012	97	330	0.020	.0008
				M10	8.2	.323	4	104	345	0.047	.0020	105	340	0.048	.0020
				M20	16	.630	5	104	345	0.089	.0036	97	330	0.067	.0026
N	**Alluminio**			M2	1.55	.061	3	390	1280	0.06	.0023	375	1230	0.055	.0022
	N1.2.Z.UT	60		M4	3.2	.126	3	503	1660	0.040	.0016	503	1660	0.035	.0014
				M10	8.2	.323	4	1120	3700	0.089	.0036	1060	3500	0.061	.0024
				M20	16	.630	5	1130	3750	0.089	.0036	1060	3500	0.089	.0036
				M2	1.55	.061	3	377	1237	0.058	.0022	365	1198	0.054	.0022
	N1.3.C.UT	95		M4	3.2	.126	3	434	1430	0.040	.0016	404	1330	0.018	.0007
				M10	8.2	.323	4	461	1520	0.061	.0025	432	1420	0.061	.0034
				M20	16	.630	5	467	1540	0.089	.0036	436	1445	0.089	.0036
				M2	1.55	.061	3	125	410	0.056	.0022	123	404	0.054	.0022
		150		M4	3.2	.126	3	273	900	0.028	.0011	262	890	0.021	.0009
				M10	8.2	.323	4	278	920	0.053	.0021	260	870	0.026	.0012
				M20	16	.630	5	282	930	0.089	.0036	263	880	0.071	.0028
S	**Leghe resistenti al calore**			M2	1.55	.061	3	27	89	0.011	.0004	25	82	0.01	.0004
	S1.0.U.AN	200		M4	3.2	.126	3	35	115	0.006	.0002	35	115	0.003	.0001
				M10	8.2	.323	4	37	120	0.023	.0011	35	115	0.013	.0006
				M20	16	.630	5	38	125	0.066	.0026	38	125	0.063	.0025
	Leghe di titanio			M2	1.55	.061	3	16	53	0.007	.0003	15	49	0.0065	.00025
	S2.0.Z.AG	300		M4	3.2	.126	3	30	100	0.008	.0004	29	100	0.004	.0002
				M10	8.2	.323	4	32	105	0.013	.0006	30	100	0.007	.0003
				M20	16	.630	5	32	105	0.037	.0015	30	100	0.018	.0007
				M2	1.55	.061	3	25	82	0.01	.0004	23	75	0.009	.00035
	S4.2.Z.AN	300		M4	3.2	.126	3	55	180	0.012	.0005	51	165	0.006	.0011
				M10	8.2	.323	4	58	190	0.037	.0015	54	175	0.020	.0008
				M20	12	.472	6	59	195	0.089	.0036	55	180	0.051	.0022
H				M2	1.55	.061	3	20	66	0.002	.00008	18	59	0.002	.00008
	H1.3.Z.HA		55	M4	4.5	.177	4	43	140	0.010	.0004	40	130	0.005	.0002
				M10	8.2	.323	5	42	135	0.022	.0010	45	150	0.018	.0007
				M20	12	.472	5	45	150	0.042	.0017	42	135	0.021	.0009
				M2	1.55	.061	3	17	56	0.002	.00008	15	49	0.002	.00008
	H1.3.Z.HA		60	M4	4.5	.177	4	30	100	0.005	.0002	30	100	0.003	.0001
				M10	8.2	.323	5	29	100	0.011	.0005	28	100	0.006	.0002
				M20	12	.472	5	30	100	0.022	.0010	28	100	0.010	.0004

Massimo angolo di penetrazione

CoroMill® Plura - Ottimizzata

CoroMill® Plura - Versatile

CoroMill® 316



ISO	Materiale	Numero di denti (ZEFP) ≤ 2	3	4	5	≥ 6
P	Acciaio (Durezza <300HB)	9	7	5	5	≤ 4
	Acciaio (Durezza >300HB)	7	5	4	3	≤ 3
M	Acciaio inossidabile	5	5	5	4	≤ 4
K	Ghisa	10	10	8	6	≤ 5
N	Metalli non ferrosi	15	12	10	10	≤ 10
S	Superleghe e titanio	5	5	4	4	≤ 3
H	Materiali duri	2	2	1.5	1.5	≤ 1.5
O	Non ISO	15	12	10	10	≤ 10

Qualità per fresatura

	P	M	K	N	S	H	O	Ad umido	A secco	Descrizione
1610	+					++		✗	✓	Substrato ultrafine e rivestimento CIL. Adatta per finitura e semifinitura sui materiali ISO H (e ISO P duri). Non adatta per valori di a_e elevati. Per condizioni stabili.
1620	+	++	+		+	+		✓	✓	Qualità versatile simile a 1630. Adatta alla maggior parte dei materiali. Elevata resistenza all'usura. Più forte sui materiali ISO S e ISO M rispetto a 1630.
1630	++	+	++		+		+	✓	✓	Qualità versatile simile a 1620. Adatta alla maggior parte dei materiali. Più forte sui materiali ISO P e ISO K rispetto a 1620. È consigliabile la lavorazione a secco.
1640	+	++	+		++			✓	✓	Qualità molto tenace per carichi di truciolo elevati (valore di a_e elevato). Adatta alla maggior parte dei materiali. Adatta alla lavorazione con refrigerante. Adatta a condizioni instabili.
H10F				++			+	✓	✗	Qualità priva di rivestimento per la lavorazione di materiali ISO N e alcuni ISO O (ad es. materiali termoplastici).
N20C				+			++	✓	✓	Qualità con rivestimento in diamante per grafite, compositi e materiali ISO N ad alto contenuto di silicio (circa >9%).
1700						++		✗	✓	Qualità molto dura per la lavorazione sui materiali ISO H.
1710					++			✓	✗	Substrato a grana fine, duro e resistente all'usura. Nuovo rivestimento con proprietà di riduzione dell'adesione. Qualità specifica per leghe di nichel.
1730	++	+	++		+			✓	✓	Qualità 1730 di nuova generazione. Qualità versatile più tenace e completa rispetto a 1630. È consigliabile la lavorazione a secco.
1740	+	++	+		++			✓	✓	Qualità 1740 di nuova generazione. Nuovo substrato di dimensioni inferiori al micron e rivestimento TiAlN per aumentare la tenacità e ampliare l'area di applicazione rispetto a 1640. Perfetta quando si lavora con il refrigerante.
1745					++			✓	✗	Substrato tenace con grana inferiore al micron e nuovo rivestimento di silicio. Qualità specifica per leghe di titanio.
P10	+	+	+		+	+		✓	✓	Solo un tipo di utensile ha questa qualità. Fresa a testa sferica lunga. Qualità molto simile a 1620.

Foratura

V

Versatile

CoroDrill® 460
Punte per applicazioni multimateriale - XM B3

O

Ottimizzata

CoroDrill® 860
Punte per applicazioni multimateriale - GM B18
Punte per acciaio - PM B28
Punte per acciaio inossidabile - MM B36
Punte per alluminio - NM B41
Punte per superleghe resistenti al calore - SM B45

CoroDrill® 861
Punte per fori profondi in applicazioni multimateriale B50

CoroDrill® 862
Punte per fori di precisione di piccolo diametro B56

CoroDrill® 863
Punte per macchine CNC, ADU e robot per la lavorazione di materiali per componenti aerospaziali B58

CoroDrill® 452
Soluzione di attrezzamento per macchine manuali su materiali compositi B62

CoroDrill® 400
Punte per alluminio B66

CoroDrill® 430
Punte per alluminio B66

C

Personalizzato

E5

	460	860-GM	860-PM	860-MM	860-NM	860-SM
Campi di applicazione ISO	P M K N S H	P M K N S H	P	M	N	S
Diametro, mm	3.00 - 20.00	3.10 - 15.87	3.00 - 20.00	3.00 - 15.80	3.00 - 17.50	3.00 - 15.87
Diametro, poll.	.122 - .625	.122 - .625	.118 - .787	.118 - .622	.118 - .689	.118 - .625
Tolleranza dell'utensile	m7	m7	m7	m7	m7	m7
TCHA	H9	H9	H8	H8	H7	H9
Refrigerante interno	✓	✓	✓	✓	✓	✓
Refrigerante esterno	✓	✓	✗	✗	✗	✗
ULDR	2-8xØ	2-8xØ	2-8xØ	3-8xØ	3-8xØ	2-5xØ
	V	O	O	O	O	O
Pagina	B18	B18	B28	B36	B41	B45

	861	862	863	452	400/430
Campi di applicazione ISO	P M K N	P M K N S	M N S O	M N S O	N
Diametro, mm	3.00 - 16.00	1.85 - 2.95	3.30 - 11.14	2.50 - 7.94	5.00 - 12.50
Diametro, poll.	.118 - .630	.073 - .116	.130 - .439	.098 - .313	.197 - .492
Tolleranza dell'utensile	m7	m7	m7	m7	m7
TCHA	H9	H9	H9	H9	H9
Refrigerante interno	✓	✓	✓	✗	✓
Refrigerante esterno	✗	✗	✓	✓	✗
ULDR	12-30xØ	7-12xØ	1.5-12-5xØ	2-15xØ	6-7xØ
	O	O	O	O	O
Pagina	B50	B56	B58	B62	B66

CoroDrill® 460-XM

Punte versatili in metallo duro integrale ad alte prestazioni

V C

Applicazione

- Per un'ampia gamma di materiali in tutti i segmenti industriali (lavorazione generale, stampi e matrici, industria automobilistica, energia e generazione di elettricità)
- Refrigerante interno ed esterno



Campi di applicazioni ISO:

P M K N S H

Caratteristiche e benefici

- Elevata produttività e costante durata utensile
- Eccezionale valore, senza alcun compromesso sulla qualità
- Eccellente qualità del foro
- Riduzione dei costi di attrezzamento
- Ricondizionabile fino a tre volte, per prolungare ulteriormente la durata utensile
- Pressione del refrigerante di 20 bar

www.sandvik.coromant.com/corodrill460

Suggerimenti

Si consiglia di utilizzare mandrini idraulici ad alta precisione.
Si consiglia di utilizzare l'adduzione interna di refrigerante, pressione minima consigliata 20 bar

Per i mandrini, vedere il catalogo degli utensili rotanti.

E14

CoroDrill® 460-XM, punta in metallo duro integrale

Per applicazioni su diversi materiali

Adduzione interna di refrigerante

TCHA H9
SIG 140°

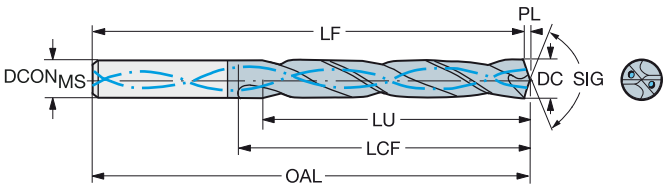

Dimensioni in mm e pollici

DC	DC"	LU	LU"	ULDR	CZC_{MS}	Codice di ordinazione	P GC34	M GC34	K GC34	N GC34	S GC34	H GC34	$DCON_{MS}$	$DCON_{MS}$"	OAL	OAL"	LF	LF"	LCF	LCF"	PL	PL"	BAR	PSI	BSG
3.00	.118	9.4	.370	3	6	460.1-0300-009A1-XM	☆	☆	☆	☆	☆	☆	6.0	.236	62	2.441	61.6	2.425	20	.787	0.4	.016	20	290	DIN 6537 K
3.00	.118	15.4	.606	5	6	460.1-0300-015A1-XM	☆	☆	☆	☆	☆	☆	6.0	.236	66	2.598	65.6	2.583	28	1.102	0.4	.016	20	290	DIN 6537 L
3.00	.118	24.4	.961	8	6	460.1-0300-023A1-XM	☆	☆	☆	☆	☆	☆	6.0	.236	79	3.110	78.6	3.094	37	1.457	0.4	.016	20	290	COROMANT
3.05	.120	15.7	.618	5	6	460.1-0305-015A1-XM	☆	☆	☆	☆	☆	☆	6.0	.236	66	2.598	65.6	2.583	28	1.102	0.4	.016	20	290	DIN 6537 L
3.10	.122	9.7	.382	3	6	460.1-0310-009A1-XM	☆	☆	☆	☆	☆	☆	6.0	.236	62	2.441	61.6	2.425	20	.787	0.4	.016	20	290	DIN 6537 K
3.10	.122	15.9	.626	5	6	460.1-0310-016A1-XM	☆	☆	☆	☆	☆	☆	6.0	.236	66	2.598	65.6	2.583	28	1.102	0.4	.016	20	290	DIN 6537 L
3.10	.122	25.2	.992	8	6	460.1-0310-023A1-XM	☆	☆	☆	☆	☆	☆	6.0	.236	79	3.110	78.6	3.094	37	1.457	0.4	.016	20	290	COROMANT
3.18	.125	10.0	.394	3	6	460.1-0318-010A1-XM	☆	☆	☆	☆	☆	☆	6.0	.236	62	2.441	61.5	2.421	20	.787	0.5	.020	20	290	DIN 6537 K
3.18	.125	16.3	.642	5	6	460.1-0318-016A1-XM	☆	☆	☆	☆	☆	☆	6.0	.236	66	2.598	65.5	2.579	28	1.102	0.5	.020	20	290	DIN 6537 L
3.18	.125	25.9	1.020	8	6	460.1-0318-024A1-XM	☆	☆	☆	☆	☆	☆	6.0	.236	79	3.110	78.5	3.091	37	1.457	0.5	.020	20	290	COROMANT
3.20	.126	10.1	.398	3	6	460.1-0320-010A1-XM	☆	☆	☆	☆	☆	☆	6.0	.236	62	2.441	61.5	2.421	20	.787	0.5	.020	20	290	DIN 6537 K
3.20	.126	16.5	.650	5	6	460.1-0320-016A1-XM	☆	☆	☆	☆	☆	☆	6.0	.236	66	2.598	65.5	2.579	28	1.102	0.5	.020	20	290	DIN 6537 L
3.20	.126	26.1	1.028	8	6	460.1-0320-024A1-XM	☆	☆	☆	☆	☆	☆	6.0	.236	79	3.110	78.5	3.091	37	1.457	0.5	.020	20	290	COROMANT
3.26	.128	16.8	.661	5	6	460.1-0326-016A1-XM	☆	☆	☆	☆	☆	☆	6.0	.236	66	2.598	65.5	2.579	28	1.102	0.5	.020	20	290	DIN 6537 L
3.30	.130	10.4	.409	3	6	460.1-0330-010A1-XM	☆	☆	☆	☆	☆	☆	6.0	.236	62	2.441	61.5	2.421	20	.787	0.5	.020	20	290	DIN 6537 K
3.30	.130	17.0	.669	5	6	460.1-0330-017A1-XM	☆	☆	☆	☆	☆	☆	6.0	.236	66	2.598	65.5	2.579	28	1.102	0.5	.020	20	290	DIN 6537 L
3.30	.130	26.9	1.059	8	6	460.1-0330-025A1-XM	☆	☆	☆	☆	☆	☆	6.0	.236	79	3.110	78.5	3.091	37	1.457	0.5	.020	20	290	COROMANT
3.35	.132	17.2	.677	5	6	460.1-0335-017A1-XM	☆	☆	☆	☆	☆	☆	6.0	.236	66	2.598	65.5	2.579	28	1.102	0.5	.020	20	290	DIN 6537 L
3.40	.134	10.7	.421	3	6	460.1-0340-010A1-XM	☆	☆	☆	☆	☆	☆	6.0	.236	62	2.441	61.5	2.421	20	.787	0.5	.020	20	290	DIN 6537 K
3.40	.134	17.5	.689	5	6	460.1-0340-017A1-XM	☆	☆	☆	☆	☆	☆	6.0	.236	66	2.598	65.5	2.579	28	1.102	0.5	.020	20	290	DIN 6537 L
3.40	.134	27.7	1.091	8	6	460.1-0340-026A1-XM	☆	☆	☆	☆	☆	☆	6.0	.236	79	3.110	78.5	3.091	37	1.457	0.5	.020	20	290	COROMANT
3.50	.138	11.0	.433	3	6	460.1-0350-011A1-XM	☆	☆	☆	☆	☆	☆	6.0	.236	62	2.441	61.5	2.421	20	.787	0.5	.020	20	290	DIN 6537 K
3.50	.138	18.0	.709	5	6	460.1-0350-018A1-XM	☆	☆	☆	☆	☆	☆	6.0	.236	66	2.598	65.5	2.579	28	1.102	0.5	.020	20	290	DIN 6537 L
3.50	.138	28.5	1.122	8	6	460.1-0350-026A1-XM	☆	☆	☆	☆	☆	☆	6.0	.236	79	3.110	78.5	3.091	37	1.457	0.5	.020	20	290	COROMANT
3.57	.141	11.2	.441	3	6	460.1-0357-011A1-XM	☆	☆	☆	☆	☆	☆	6.0	.236	62	2.441	61.5	2.421	20	.787	0.5	.020	20	290	DIN 6537 K
3.57	.141	29.1	1.146	8	6	460.1-0357-027A1-XM	☆	☆	☆	☆	☆	☆	6.0	.236	79	3.110	78.5	3.091	37	1.457	0.5	.020	20	290	COROMANT
3.60	.142	11.3	.445	3	6	460.1-0360-011A1-XM	☆	☆	☆	☆	☆	☆	6.0	.236	62	2.441	61.5	2.421	20	.787	0.5	.020	20	290	DIN 6537 K
3.60	.142	18.5	.728	5	6	460.1-0360-018A1-XM	☆	☆	☆	☆	☆	☆	6.0	.236	66	2.598	65.5	2.579	28	1.102	0.5	.020	20	290	DIN 6537 L
3.70	.146	11.6	.457	3	6	460.1-0370-011A1-XM	☆	☆	☆	☆	☆	☆	6.0	.236	62	2.441	61.5	2.421	20	.787	0.5	.020	20	290	DIN 6537 K
3.70	.146	19.0	.748	5	6	460.1-0370-019A1-XM	☆	☆	☆	☆	☆	☆	6.0	.236	66	2.598	65.5	2.579	28	1.102	0.5	.020	20	290	DIN 6537 L
3.70	.146	28.9	1.138	7	6	460.1-0370-028A1-XM	☆	☆	☆	☆	☆	☆	6.0	.236	79	3.110	78.5	3.091	37	1.457	0.5	.020	20	290	COROMANT
3.80	.150	11.9	.469	3	6	460.1-0380-011A1-XM	☆	☆	☆	☆	☆	☆	6.0	.236	66	2.598	65.5	2.579	24	.945	0.5	.020	20	290	DIN 6537 K
3.80	.150	19.5	.768	5	6	460.1-0380-019A1-XM	☆	☆	☆	☆	☆	☆	6.0	.236	74	2.913	73.5	2.894	36	1.417	0.5	.020	20	290	DIN 6537 L
3.80	.150	30.9	1.217	8	6	460.1-0380-029A1-XM	☆	☆	☆	☆	☆	☆	6.0	.236	90	3.543	89.5	3.524	48	1.890	0.5	.020	20	290	COROMANT
3.90	.154	12.3	.484	3	6	460.1-0390-012A1-XM	☆	☆	☆	☆	☆	☆	6.0	.236	66	2.598	65.4	2.575	24	.945	0.6	.024	20	290	DIN 6537 K
3.90	.154	20.1	.791	5	6	460.1-0390-020A1-XM	☆	☆	☆	☆	☆	☆	6.0	.236	74	2.913	73.4	2.890	36	1.417	0.6	.024	20	290	DIN 6537 L
3.97	.156	20.4	.803	5	6	460.1-0397-020A1-XM	☆	☆	☆	☆	☆	☆	6.0	.236	74	2.913	73.4	2.890	36	1.417	0.6	.024	20	290	DIN 6537 L
3.97	.156	32.3	1.272	8	6	460.1-0397-030A1-XM	☆	☆	☆	☆	☆	☆	6.0	.236	90	3.543	89.4	3.520	48	1.890	0.6	.024	20	290	COROMANT
4.00	.157	12.6	.496	3	6	460.1-0400-012A1-XM	☆	☆	☆	☆	☆	☆	6.0	.236	66	2.598	65.4	2.575	24	.945	0.6	.024	20	290	DIN 6537 K
4.00	.157	20.6	.811	5	6	460.1-0400-020A1-XM	☆	☆	☆	☆	☆	☆	6.0	.236	74	2.913	73.4	2.890	36	1.417	0.6	.024	20	290	DIN 6537 L
4.00	.157	32.6	1.283	8	6	460.1-0400-030A1-XM	☆	☆	☆	☆	☆	☆	6.0	.236	90	3.543	89.4	3.520	48	1.890	0.6	.024	20	290	COROMANT
4.05	.159	12.7	.500	3	6	460.1-0405-012A1-XM	☆	☆	☆	☆	☆	☆	6.0	.236	66	2.598	65.4	2.575	24	.945	0.6	.024	20	290	DIN 6537 K
4.05	.159	20.8	.819	5	6	460.1-0405-020A1-XM	☆	☆	☆	☆	☆	☆	6.0	.236	74	2.913	73.4	2.890	36	1.417	0.6	.024	20	290	DIN 6537 L
4.10	.161	12.9	.508	3	6	460.1-0410-012A1-XM	☆	☆	☆	☆	☆	☆	6.0	.236	66	2.598	65.4	2.575	24	.945	0.6	.024	20	290	DIN 6537 K
4.10	.161	21.1	.831	5	6	460.1-0410-021A1-XM	☆	☆	☆	☆	☆	☆	6.0	.236	74	2.913	73.4	2.890	36	1.417	0.6	.024	20	290	DIN 6537 L
4.10	.161	33.4	1.315	8	6	460.1-0410-031A1-XM	☆	☆	☆	☆	☆	☆	6.0	.236	90	3.543	89.4	3.520	48	1.890	0.6	.024	20	290	COROMANT
4.20	.165	13.2	.520	3	6	460.1-0420-013A1-XM	☆	☆	☆	☆	☆	☆	6.0	.236	66	2.598	65.4	2.575	24	.945	0.6	.024	20	290	DIN 6537 K
4.20	.165	21.6	.850	5	6	460.1-0420-021A1-XM	☆	☆	☆	☆	☆	☆	6.0	.236	74	2.913	73.4	2.890	36	1.417	0.6	.024	20	290	DIN 6537 L
4.20	.165	34.2	1.346	8	6	460.1-0420-032A1-XM	☆	☆	☆	☆	☆	☆	6.0	.236	90	3.543	89.4	3.520	48	1.890	0.6	.024	20	290	COROMANT
4.22	.166	21.7	.854	5	6	460.1-0422-021A1-XM	☆	☆	☆	☆	☆	☆	6.0	.236	74	2.913	73.4	2.890	36	1.417	0.6	.024	20	290	DIN 6537 L
4.25	.167	21.9	.862	5	6	460.1-0425-021A1-XM	☆	☆	☆	☆	☆	☆	6.0	.236	74	2.913	73.4	2.890	36	1.417	0.6	.024	20	290	DIN 6537 L

Dati di taglio: www.sandvik.coromant.com

E9 E28 E14

CoroDrill® 460-XM, punta in metallo duro integrale

Per applicazioni su diversi materiali

Adduzione interna di refrigerante

TCHA H9
SIG 140°

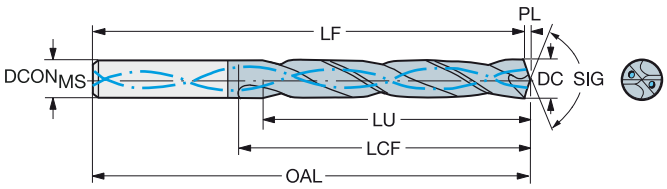

DC	DC"	LU	LU"	ULDR	CZC_{MS}	Codice di ordinazione	P GC34	M GC34	K GC34	N GC34	S GC34	H GC34	Dimensioni in mm e pollici $DCON_{MS}$	$DCON_{MS}$"	OAL	OAL"	LF	LF"	LCF	LCF"	PL	PL"	BAR	PSI	BSG
4.30	.169	13.5	.531	3	6	460.1-0430-013A1-XM	☆	☆	☆	☆	☆	☆	6.0	.236	66	2.598	65.4	2.575	24	.945	0.6	.024	20	290	DIN 6537 K
4.30	.169	22.1	.870	5	6	460.1-0430-022A1-XM	☆	☆	☆	☆	☆	☆	6.0	.236	74	2.913	73.4	2.890	36	1.417	0.6	.024	20	290	DIN 6537 L
4.30	.169	35.0	1.378	8	6	460.1-0430-032A1-XM	☆	☆	☆	☆	☆	☆	6.0	.236	90	3.543	89.4	3.520	48	1.890	0.6	.024	20	290	COROMANT
4.37	.172	13.7	.539	3	6	460.1-0437-013A1-XM	☆	☆	☆	☆	☆	☆	6.0	.236	66	2.598	65.4	2.575	24	.945	0.6	.024	20	290	DIN 6537 K
4.37	.172	22.5	.886	5	6	460.1-0437-022A1-XM	☆	☆	☆	☆	☆	☆	6.0	.236	74	2.913	73.4	2.890	36	1.417	0.6	.024	20	290	DIN 6537 L
4.37	.172	35.6	1.402	8	6	460.1-0437-033A1-XM	☆	☆	☆	☆	☆	☆	6.0	.236	90	3.543	89.4	3.520	48	1.890	0.6	.024	20	290	COROMANT
4.40	.173	13.8	.543	3	6	460.1-0440-013A1-XM	☆	☆	☆	☆	☆	☆	6.0	.236	66	2.598	65.4	2.575	24	.945	0.6	.024	20	290	DIN 6537 K
4.40	.173	22.6	.890	5	6	460.1-0440-022A1-XM	☆	☆	☆	☆	☆	☆	6.0	.236	74	2.913	73.4	2.890	36	1.417	0.6	.024	20	290	DIN 6537 L
4.50	.177	14.2	.559	3	6	460.1-0450-014A1-XM	☆	☆	☆	☆	☆	☆	6.0	.236	66	2.598	65.3	2.571	24	.945	0.7	.028	20	290	DIN 6537 K
4.50	.177	23.2	.913	5	6	460.1-0450-023A1-XM	☆	☆	☆	☆	☆	☆	6.0	.236	74	2.913	73.3	2.886	36	1.417	0.7	.028	20	290	DIN 6537 L
4.50	.177	36.7	1.445	8	6	460.1-0450-034A1-XM	☆	☆	☆	☆	☆	☆	6.0	.236	90	3.543	89.3	3.516	48	1.890	0.7	.028	20	290	COROMANT
4.60	.181	14.5	.571	3	6	460.1-0460-014A1-XM	☆	☆	☆	☆	☆	☆	6.0	.236	66	2.598	65.3	2.571	24	.945	0.7	.028	20	290	DIN 6537 K
4.60	.181	23.7	.933	5	6	460.1-0460-023A1-XM	☆	☆	☆	☆	☆	☆	6.0	.236	74	2.913	73.3	2.886	36	1.417	0.7	.028	20	290	DIN 6537 L
4.60	.181	37.5	1.476	8	6	460.1-0460-035A1-XM	☆	☆	☆	☆	☆	☆	6.0	.236	90	3.543	89.3	3.516	48	1.890	0.7	.028	20	290	COROMANT
4.70	.185	14.6	.575	3	6	460.1-0470-014A1-XM	☆	☆	☆	☆	☆	☆	6.0	.236	66	2.598	65.3	2.571	24	.945	0.7	.028	20	290	DIN 6537 K
4.70	.185	24.2	.953	5	6	460.1-0470-024A1-XM	☆	☆	☆	☆	☆	☆	6.0	.236	74	2.913	73.3	2.886	36	1.417	0.7	.028	20	290	DIN 6537 L
4.70	.185	38.3	1.508	8	6	460.1-0470-035A1-XM	☆	☆	☆	☆	☆	☆	6.0	.236	90	3.543	89.3	3.516	48	1.890	0.7	.028	20	290	COROMANT
4.76	.187	15.0	.591	3	6	460.1-0476-014A1-XM	☆	☆	☆	☆	☆	☆	6.0	.236	66	2.598	65.3	2.571	28	1.102	0.7	.028	20	290	DIN 6537 K
4.76	.187	24.5	.965	5	6	460.1-0476-024A1-XM	☆	☆	☆	☆	☆	☆	6.0	.236	82	3.228	81.3	3.201	44	1.732	0.7	.028	20	290	DIN 6537 L
4.76	.187	38.8	1.528	8	6	460.1-0476-036A1-XM	☆	☆	☆	☆	☆	☆	6.0	.236	104	4.094	103.3	4.067	62	2.441	0.7	.028	20	290	COROMANT
4.80	.189	15.1	.594	3	6	460.1-0480-014A1-XM	☆	☆	☆	☆	☆	☆	6.0	.236	66	2.598	65.3	2.571	28	1.102	0.7	.028	20	290	DIN 6537 K
4.80	.189	24.7	.972	5	6	460.1-0480-024A1-XM	☆	☆	☆	☆	☆	☆	6.0	.236	82	3.228	81.3	3.201	44	1.732	0.7	.028	20	290	DIN 6537 L
4.80	.189	39.1	1.539	8	6	460.1-0480-036A1-XM	☆	☆	☆	☆	☆	☆	6.0	.236	104	4.094	103.3	4.067	62	2.441	0.7	.028	20	290	COROMANT
4.85	.191	25.0	.984	5	6	460.1-0485-024A1-XM	☆	☆	☆	☆	☆	☆	6.0	.236	82	3.228	81.3	3.201	44	1.732	0.7	.028	20	290	DIN 6537 L
4.90	.193	15.4	.606	3	6	460.1-0490-015A1-XM	☆	☆	☆	☆	☆	☆	6.0	.236	66	2.598	65.3	2.571	28	1.102	0.7	.028	20	290	DIN 6537 K
4.90	.193	25.2	.992	5	6	460.1-0490-025A1-XM	☆	☆	☆	☆	☆	☆	6.0	.236	82	3.228	81.3	3.201	44	1.732	0.7	.028	20	290	DIN 6537 L
5.00	.197	15.7	.618	3	6	460.1-0500-015A1-XM	☆	☆	☆	☆	☆	☆	6.0	.236	66	2.598	65.3	2.571	28	1.102	0.7	.028	20	290	DIN 6537 K
5.00	.197	25.7	1.012	5	6	460.1-0500-025A1-XM	☆	☆	☆	☆	☆	☆	6.0	.236	82	3.228	81.3	3.201	44	1.732	0.7	.028	20	290	DIN 6537 L
5.00	.197	40.7	1.602	8	6	460.1-0500-038A1-XM	☆	☆	☆	☆	☆	☆	6.0	.236	104	4.094	103.3	4.067	62	2.441	0.7	.028	20	290	COROMANT
5.05	.199	15.9	.626	3	6	460.1-0505-015A1-XM	☆	☆	☆	☆	☆	☆	6.0	.236	66	2.598	65.3	2.571	28	1.102	0.7	.028	20	290	DIN 6537 K
5.05	.199	26.0	1.024	5	6	460.1-0505-025A1-XM	☆	☆	☆	☆	☆	☆	6.0	.236	82	3.228	81.3	3.201	44	1.732	0.7	.028	20	290	DIN 6537 L
5.10	.201	16.0	.630	3	6	460.1-0510-015A1-XM	☆	☆	☆	☆	☆	☆	6.0	.236	66	2.598	65.3	2.571	28	1.102	0.7	.028	20	290	DIN 6537 K
5.10	.201	26.2	1.032	5	6	460.1-0510-026A1-XM	☆	☆	☆	☆	☆	☆	6.0	.236	82	3.228	81.3	3.201	44	1.732	0.7	.028	20	290	DIN 6537 L
5.10	.201	41.5	1.634	8	6	460.1-0510-038A1-XM	☆	☆	☆	☆	☆	☆	6.0	.236	104	4.094	103.3	4.067	62	2.441	0.7	.028	20	290	COROMANT
5.16	.203	16.2	.638	3	6	460.1-0516-016A1-XM	☆	☆	☆	☆	☆	☆	6.0	.236	66	2.598	65.2	2.567	28	1.102	0.8	.031	20	290	DIN 6537 K
5.16	.203	26.5	1.043	5	6	460.1-0516-026A1-XM	☆	☆	☆	☆	☆	☆	6.0	.236	82	3.228	81.2	3.197	44	1.732	0.8	.031	20	290	DIN 6537 L
5.16	.203	42.0	1.654	8	6	460.1-0516-039A1-XM	☆	☆	☆	☆	☆	☆	6.0	.236	104	4.094	103.2	4.063	62	2.441	0.8	.031	20	290	COROMANT
5.20	.205	16.4	.646	3	6	460.1-0520-016A1-XM	☆	☆	☆	☆	☆	☆	6.0	.236	66	2.598	65.2	2.567	28	1.102	0.8	.031	20	290	DIN 6537 K
5.20	.205	26.8	1.055	5	6	460.1-0520-026A1-XM	☆	☆	☆	☆	☆	☆	6.0	.236	82	3.228	81.2	3.197	44	1.732	0.8	.031	20	290	DIN 6537 L
5.20	.205	42.4	1.669	8	6	460.1-0520-039A1-XM	☆	☆	☆	☆	☆	☆	6.0	.236	104	4.094	103.2	4.063	62	2.441	0.8	.031	20	290	COROMANT
5.25	.207	27.0	1.063	5	6	460.1-0525-026A1-XM	☆	☆	☆	☆	☆	☆	6.0	.236	82	3.228	81.2	3.197	44	1.732	0.8	.031	20	290	DIN 6537 L
5.31	.209	27.3	1.075	5	6	460.1-0531-027A1-XM	☆	☆	☆	☆	☆	☆	6.0	.236	82	3.228	81.2	3.197	44	1.732	0.8	.031	20	290	DIN 6537 L
5.41	.213	27.8	1.094	5	6	460.1-0541-027A1-XM	☆	☆	☆	☆	☆	☆	6.0	.236	82	3.228	81.2	3.197	44	1.732	0.8	.031	20	290	DIN 6537 L
5.50	.217	17.3	.681	3	6	460.1-0550-017A1-XM	☆	☆	☆	☆	☆	☆	6.0	.236	66	2.598	65.2	2.567	28	1.102	0.8	.031	20	290	DIN 6537 K
5.50	.217	28.3	1.114	5	6	460.1-0550-028A1-XM	☆	☆	☆	☆	☆	☆	6.0	.236	82	3.228	81.2	3.197	44	1.732	0.8	.031	20	290	DIN 6537 L
5.50	.217	44.8	1.764	8	6	460.1-0550-041A1-XM	☆	☆	☆	☆	☆	☆	6.0	.236	104	4.094	103.2	4.063	62	2.441	0.8	.031	20	290	COROMANT
5.56	.219	17.5	.689	3	6	460.1-0556-017A1-XM	☆	☆	☆	☆	☆	☆	6.0	.236	66	2.598	65.2	2.567	28	1.102	0.8	.031	20	290	DIN 6537 K
5.56	.219	28.6	1.126	5	6	460.1-0556-028A1-XM	☆	☆	☆	☆	☆	☆	6.0	.236	82	3.228	81.2	3.197	44	1.732	0.8	.031	20	290	DIN 6537 L
5.56	.219	45.3	1.783	8	6	460.1-0556-042A1-XM	☆	☆	☆	☆	☆	☆	6.0	.236	104	4.094	103.2	4.063	62	2.441	0.8	.031	20	290	COROMANT
5.60	.220	17.6	.693	3	6	460.1-0560-017A1-XM	☆	☆	☆	☆	☆	☆	6.0	.236	66	2.598	65.2	2.567	28	1.102	0.8	.031	20	290	DIN 6537 K
5.60	.220	28.8	1.134	5	6	460.1-0560-028A1-XM	☆	☆	☆	☆	☆	☆	6.0	.236	82	3.228	81.2	3.197	44	1.732	0.8	.031	20	290	DIN 6537 L

Dati di taglio: www.sandvik.coromant.com

E9 E28 E14

CoroDrill® 460-XM, punta in metallo duro integrale

Per applicazioni su diversi materiali

Adduzione interna di refrigerante

TCHA H9
SIG 140°

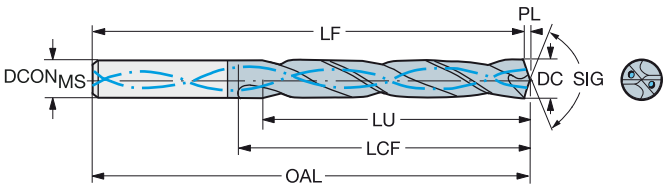

Dimensioni in mm e pollici

DC	DC"	LU	LU"	ULDR	CZC_{MS}	Codice di ordinazione	P GC34	M GC34	K GC34	N GC34	S GC34	H GC34	$DCON_{MS}$	$DCON_{MS}$"	OAL	OAL"	LF	LF"	LCF	LCF"	PL	PL"	BAR	PSI	BSG
5.70	.224	17.7	.697	3	6	460.1-0570-017A1-XM	☆	☆	☆	☆	☆	☆	6.0	.236	66	2.598	65.2	2.567	28	1.102	0.8	.031	20	290	DIN 6537 K
5.70	.224	29.3	1.154	5	6	460.1-0570-029A1-XM	☆	☆	☆	☆	☆	☆	6.0	.236	82	3.228	81.2	3.197	44	1.732	0.8	.031	20	290	DIN 6537 L
5.70	.224	46.4	1.827	8	6	460.1-0570-043A1-XM	☆	☆	☆	☆	☆	☆	6.0	.236	104	4.094	103.2	4.063	62	2.441	0.8	.031	20	290	COROMANT
5.75	.226	29.6	1.165	5	6	460.1-0575-029A1-XM	☆	☆	☆	☆	☆	☆	6.0	.236	82	3.228	81.2	3.197	44	1.732	0.8	.031	20	290	DIN 6537 L
5.80	.228	17.6	.693	3	6	460.1-0580-017A1-XM	☆	☆	☆	☆	☆	☆	6.0	.236	66	2.598	65.1	2.563	28	1.102	0.9	.035	20	290	DIN 6537 K
5.80	.228	29.9	1.177	5	6	460.1-0580-029A1-XM	☆	☆	☆	☆	☆	☆	6.0	.236	82	3.228	81.1	3.193	44	1.732	0.9	.035	20	290	DIN 6537 L
5.80	.228	47.3	1.862	8	6	460.1-0580-044A1-XM	☆	☆	☆	☆	☆	☆	6.0	.236	104	4.094	103.1	4.059	62	2.441	0.9	.035	20	290	COROMANT
5.90	.232	30.4	1.197	5	6	460.1-0590-030A1-XM	☆	☆	☆	☆	☆	☆	6.0	.236	82	3.228	81.1	3.193	44	1.732	0.9	.035	20	290	DIN 6537 L
5.95	.234	17.3	.681	2	6	460.1-0595-018A1-XM	☆	☆	☆	☆	☆	☆	6.0	.236	66	2.598	65.1	2.563	28	1.102	0.9	.035	20	290	DIN 6537 K
5.95	.234	30.6	1.205	5	6	460.1-0595-030A1-XM	☆	☆	☆	☆	☆	☆	6.0	.236	82	3.228	81.1	3.193	44	1.732	0.9	.035	20	290	DIN 6537 L
5.95	.234	48.5	1.909	8	6	460.1-0595-045A1-XM	☆	☆	☆	☆	☆	☆	6.0	.236	104	4.094	103.1	4.059	62	2.441	0.9	.035	20	290	COROMANT
6.00	.236	18.9	.744	3	6	460.1-0600-018A1-XM	☆	☆	☆	☆	☆	☆	6.0	.236	66	2.598	65.1	2.563	28	1.102	0.9	.035	20	290	DIN 6537 K
6.00	.236	30.9	1.217	5	6	460.1-0600-030A1-XM	☆	☆	☆	☆	☆	☆	6.0	.236	82	3.228	81.1	3.193	44	1.732	0.9	.035	20	290	DIN 6537 L
6.00	.236	48.9	1.925	8	6	460.1-0600-045A1-XM	☆	☆	☆	☆	☆	☆	6.0	.236	104	4.094	103.1	4.059	62	2.441	0.9	.035	20	290	COROMANT
6.05	.238	19.0	.748	3	8	460.1-0605-018A1-XM	☆	☆	☆	☆	☆	☆	8.0	.315	79	3.110	78.1	3.075	34	1.339	0.9	.035	20	290	DIN 6537 K
6.05	.238	31.1	1.224	5	8	460.1-0605-030A1-XM	☆	☆	☆	☆	☆	☆	8.0	.315	91	3.583	90.1	3.547	53	2.087	0.9	.035	20	290	DIN 6537 L
6.10	.240	19.2	.756	3	8	460.1-0610-018A1-XM	☆	☆	☆	☆	☆	☆	8.0	.315	79	3.110	78.1	3.075	34	1.339	0.9	.035	20	290	DIN 6537 K
6.10	.240	31.4	1.236	5	8	460.1-0610-031A1-XM	☆	☆	☆	☆	☆	☆	8.0	.315	91	3.583	90.1	3.547	53	2.087	0.9	.035	20	290	DIN 6537 L
6.10	.240	49.7	1.957	8	8	460.1-0610-046A1-XM	☆	☆	☆	☆	☆	☆	8.0	.315	126	4.961	125.1	4.925	84	3.307	0.9	.035	20	290	COROMANT
6.15	.242	31.7	1.248	5	8	460.1-0615-031A1-XM	☆	☆	☆	☆	☆	☆	8.0	.315	91	3.583	90.1	3.547	53	2.087	0.9	.035	20	290	DIN 6537 L
6.20	.244	19.5	.768	3	8	460.1-0620-019A1-XM	☆	☆	☆	☆	☆	☆	8.0	.315	79	3.110	78.1	3.075	34	1.339	0.9	.035	20	290	DIN 6537 K
6.20	.244	31.9	1.256	5	8	460.1-0620-031A1-XM	☆	☆	☆	☆	☆	☆	8.0	.315	91	3.583	90.1	3.547	53	2.087	0.9	.035	20	290	DIN 6537 L
6.20	.244	50.5	1.988	8	8	460.1-0620-047A1-XM	☆	☆	☆	☆	☆	☆	8.0	.315	126	4.961	125.1	4.925	84	3.307	0.9	.035	20	290	COROMANT
6.25	.246	32.2	1.268	5	8	460.1-0625-031A1-XM	☆	☆	☆	☆	☆	☆	8.0	.315	91	3.583	90.1	3.547	53	2.087	0.9	.035	20	290	DIN 6537 L
6.30	.248	19.8	.780	3	8	460.1-0630-019A1-XM	☆	☆	☆	☆	☆	☆	8.0	.315	79	3.110	78.1	3.075	34	1.339	0.9	.035	20	290	DIN 6537 K
6.30	.248	32.4	1.276	5	8	460.1-0630-032A1-XM	☆	☆	☆	☆	☆	☆	8.0	.315	91	3.583	90.1	3.547	53	2.087	0.9	.035	20	290	DIN 6537 L
6.35	.250	20.0	.787	3	8	460.1-0635-019A1-XM	☆	☆	☆	☆	☆	☆	8.0	.315	79	3.110	78.1	3.075	34	1.339	0.9	.035	20	290	DIN 6537 K
6.35	.250	32.7	1.287	5	8	460.1-0635-032A1-XM	☆	☆	☆	☆	☆	☆	8.0	.315	91	3.583	90.1	3.547	53	2.087	0.9	.035	20	290	DIN 6537 L
6.35	.250	51.7	2.035	8	8	460.1-0635-048A1-XM	☆	☆	☆	☆	☆	☆	8.0	.315	126	4.961	125.1	4.925	84	3.307	0.9	.035	20	290	COROMANT
6.40	.252	20.1	.791	3	8	460.1-0640-019A1-XM	☆	☆	☆	☆	☆	☆	8.0	.315	79	3.110	78.1	3.075	34	1.339	0.9	.035	20	290	DIN 6537 K
6.40	.252	32.9	1.295	5	8	460.1-0640-032A1-XM	☆	☆	☆	☆	☆	☆	8.0	.315	91	3.583	90.1	3.547	53	2.087	0.9	.035	20	290	DIN 6537 L
6.50	.256	20.5	.807	3	8	460.1-0650-020A1-XM	☆	☆	☆	☆	☆	☆	8.0	.315	79	3.110	78.0	3.071	34	1.339	1.0	.039	20	290	DIN 6537 K
6.50	.256	33.5	1.319	5	8	460.1-0650-033A1-XM	☆	☆	☆	☆	☆	☆	8.0	.315	91	3.583	90.0	3.543	53	2.087	1.0	.039	20	290	DIN 6537 L
6.50	.256	53.0	2.087	8	8	460.1-0650-049A1-XM	☆	☆	☆	☆	☆	☆	8.0	.315	126	4.961	125.0	4.921	84	3.307	1.0	.039	20	290	COROMANT
6.53	.257	33.6	1.323	5	8	460.1-0653-033A1-XM	☆	☆	☆	☆	☆	☆	8.0	.315	91	3.583	90.0	3.543	53	2.087	1.0	.039	20	290	DIN 6537 L
6.60	.260	20.8	.819	3	8	460.1-0660-020A1-XM	☆	☆	☆	☆	☆	☆	8.0	.315	79	3.110	78.0	3.071	34	1.339	1.0	.039	20	290	DIN 6537 K
6.60	.260	34.0	1.339	5	8	460.1-0660-033A1-XM	☆	☆	☆	☆	☆	☆	8.0	.315	91	3.583	90.0	3.543	53	2.087	1.0	.039	20	290	DIN 6537 L
6.60	.260	53.8	2.118	8	8	460.1-0660-050A1-XM	☆	☆	☆	☆	☆	☆	8.0	.315	126	4.961	125.0	4.921	84	3.307	1.0	.039	20	290	COROMANT
6.70	.264	21.1	.831	3	8	460.1-0670-020A1-XM	☆	☆	☆	☆	☆	☆	8.0	.315	79	3.110	78.0	3.071	34	1.339	1.0	.039	20	290	DIN 6537 K
6.70	.264	34.5	1.358	5	8	460.1-0670-034A1-XM	☆	☆	☆	☆	☆	☆	8.0	.315	91	3.583	90.0	3.543	53	2.087	1.0	.039	20	290	DIN 6537 L
6.70	.264	54.6	2.150	8	8	460.1-0670-050A1-XM	☆	☆	☆	☆	☆	☆	8.0	.315	126	4.961	125.0	4.921	84	3.307	1.0	.039	20	290	COROMANT
6.75	.266	21.2	.835	3	8	460.1-0675-020A1-XM	☆	☆	☆	☆	☆	☆	8.0	.315	79	3.110	78.0	3.071	34	1.339	1.0	.039	20	290	DIN 6537 K
6.75	.266	34.7	1.366	5	8	460.1-0675-034A1-XM	☆	☆	☆	☆	☆	☆	8.0	.315	91	3.583	90.0	3.543	53	2.087	1.0	.039	20	290	DIN 6537 L
6.75	.266	55.0	2.165	8	8	460.1-0675-051A1-XM	☆	☆	☆	☆	☆	☆	8.0	.315	126	4.961	125.0	4.921	84	3.307	1.0	.039	20	290	COROMANT
6.80	.268	21.4	.843	3	8	460.1-0680-020A1-XM	☆	☆	☆	☆	☆	☆	8.0	.315	79	3.110	78.0	3.071	34	1.339	1.0	.039	20	290	DIN 6537 K
6.80	.268	35.0	1.378	5	8	460.1-0680-034A1-XM	☆	☆	☆	☆	☆	☆	8.0	.315	91	3.583	90.0	3.543	53	2.087	1.0	.039	20	290	DIN 6537 L
6.80	.268	55.4	2.181	8	8	460.1-0680-051A1-XM	☆	☆	☆	☆	☆	☆	8.0	.315	126	4.961	125.0	4.921	84	3.307	1.0	.039	20	290	COROMANT
6.85	.270	35.3	1.390	5	8	460.1-0685-034A1-XM	☆	☆	☆	☆	☆	☆	8.0	.315	91	3.583	90.0	3.543	53	2.087	1.0	.039	20	290	DIN 6537 L
6.90	.272	21.7	.854	3	8	460.1-0690-021A1-XM	☆	☆	☆	☆	☆	☆	8.0	.315	79	3.110	78.0	3.071	34	1.339	1.0	.039	20	290	DIN 6537 K
6.90	.272	35.5	1.398	5	8	460.1-0690-035A1-XM	☆	☆	☆	☆	☆	☆	8.0	.315	91	3.583	90.0	3.543	53	2.087	1.0	.039	20	290	DIN 6537 L
6.90	.272	56.2	2.213	8	8	460.1-0690-052A1-XM	☆	☆	☆	☆	☆	☆	8.0	.315	126	4.961	125.0	4.921	84	3.307	1.0	.039	20	290	COROMANT

Dati di taglio: www.sandvik.coromant.com

E9 E28 E14

ITA

CoroDrill® 460-XM, punta in metallo duro integrale

Per applicazioni su diversi materiali

Adduzione interna di refrigerante

TCHA H9
SIG 140°

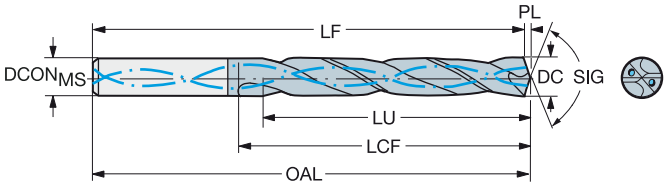

								P	M	K	N	S	H	Dimensioni in mm e pollici											
DC	DC"	LU	LU"	ULDR	CZC_{MS}	Codice di ordinazione		GC34	GC34	GC34	GC34	GC34	GC34	$DCON_{MS}$	$DCON_{MS}$"	OAL	OAL"	LF	LF"	LCF	LCF"	PL	PL"	BAR	PSI	BSG
7.00	.276	22.0	.866	3	8	460.1-0700-021A1-XM		☆	☆	☆	☆	☆	☆	8.0	.315	79	3.110	78.0	3.071	34	1.339	1.0	.039	20	290	DIN 6537 K
7.00	.276	36.0	1.417	5	8	460.1-0700-035A1-XM		☆	☆	☆	☆	☆	☆	8.0	.315	91	3.583	90.0	3.543	53	2.087	1.0	.039	20	290	DIN 6537 L
7.00	.276	57.0	2.244	8	8	460.1-0700-053A1-XM		☆	☆	☆	☆	☆	☆	8.0	.315	126	4.961	125.0	4.921	84	3.307	1.0	.039	20	290	COROMANT
7.04	.277	36.2	1.425	5	8	460.1-0704-035A1-XM		☆	☆	☆	☆	☆	☆	8.0	.315	91	3.583	90.0	3.543	53	2.087	1.0	.039	20	290	DIN 6537 L
7.10	.280	22.3	.878	3	8	460.1-0710-021A1-XM		☆	☆	☆	☆	☆	☆	8.0	.315	79	3.110	78.0	3.071	41	1.614	1.0	.039	20	290	DIN 6537 K
7.10	.280	36.5	1.437	5	8	460.1-0710-036A1-XM		☆	☆	☆	☆	☆	☆	8.0	.315	91	3.583	90.0	3.543	53	2.087	1.0	.039	20	290	DIN 6537 L
7.14	.281	22.5	.886	3	8	460.1-0714-021A1-XM		☆	☆	☆	☆	☆	☆	8.0	.315	79	3.110	77.9	3.067	41	1.614	1.1	.043	20	290	DIN 6537 K
7.14	.281	36.8	1.449	5	8	460.1-0714-036A1-XM		☆	☆	☆	☆	☆	☆	8.0	.315	91	3.583	89.9	3.539	53	2.087	1.1	.043	20	290	DIN 6537 L
7.14	.281	58.2	2.291	8	8	460.1-0714-054A1-XM		☆	☆	☆	☆	☆	☆	8.0	.315	126	4.961	124.9	4.917	84	3.307	1.1	.043	20	290	COROMANT
7.20	.283	37.1	1.461	5	8	460.1-0720-036A1-XM		☆	☆	☆	☆	☆	☆	8.0	.315	91	3.583	89.9	3.539	53	2.087	1.1	.043	20	290	DIN 6537 L
7.20	.283	58.7	2.311	8	8	460.1-0720-054A1-XM		☆	☆	☆	☆	☆	☆	8.0	.315	126	4.961	124.9	4.917	84	3.307	1.1	.043	20	290	COROMANT
7.30	.287	23.0	.906	3	8	460.1-0730-022A1-XM		☆	☆	☆	☆	☆	☆	8.0	.315	79	3.110	77.9	3.067	41	1.614	1.1	.043	20	290	DIN 6537 K
7.30	.287	37.6	1.480	5	8	460.1-0730-037A1-XM		☆	☆	☆	☆	☆	☆	8.0	.315	91	3.583	89.9	3.539	53	2.087	1.1	.043	20	290	DIN 6537 L
7.40	.291	23.3	.917	3	8	460.1-0740-022A1-XM		☆	☆	☆	☆	☆	☆	8.0	.315	79	3.110	77.9	3.067	41	1.614	1.1	.043	20	290	DIN 6537 K
7.40	.291	38.1	1.500	5	8	460.1-0740-037A1-XM		☆	☆	☆	☆	☆	☆	8.0	.315	91	3.583	89.9	3.539	53	2.087	1.1	.043	20	290	DIN 6537 L
7.40	.291	60.3	2.374	8	8	460.1-0740-056A1-XM		☆	☆	☆	☆	☆	☆	8.0	.315	126	4.961	124.9	4.917	84	3.307	1.1	.043	20	290	COROMANT
7.45	.293	38.3	1.508	5	8	460.1-0745-037A1-XM		☆	☆	☆	☆	☆	☆	8.0	.315	91	3.583	89.9	3.539	53	2.087	1.1	.043	20	290	DIN 6537 L
7.50	.295	23.6	.929	3	8	460.1-0750-023A1-XM		☆	☆	☆	☆	☆	☆	8.0	.315	79	3.110	77.9	3.067	41	1.614	1.1	.043	20	290	DIN 6537 K
7.50	.295	38.6	1.520	5	8	460.1-0750-038A1-XM		☆	☆	☆	☆	☆	☆	8.0	.315	91	3.583	89.9	3.539	53	2.087	1.1	.043	20	290	DIN 6537 L
7.50	.295	61.1	2.406	8	8	460.1-0750-056A1-XM		☆	☆	☆	☆	☆	☆	8.0	.315	126	4.961	124.9	4.917	84	3.307	1.1	.043	20	290	COROMANT
7.54	.297	23.7	.933	3	8	460.1-0754-023A1-XM		☆	☆	☆	☆	☆	☆	8.0	.315	79	3.110	77.9	3.067	41	1.614	1.1	.043	20	290	DIN 6537 K
7.54	.297	38.8	1.528	5	8	460.1-0754-038A1-XM		☆	☆	☆	☆	☆	☆	8.0	.315	91	3.583	89.9	3.539	53	2.087	1.1	.043	20	290	DIN 6537 L
7.60	.299	23.9	.941	3	8	460.1-0760-023A1-XM		☆	☆	☆	☆	☆	☆	8.0	.315	79	3.110	77.9	3.067	41	1.614	1.1	.043	20	290	DIN 6537 K
7.60	.299	39.1	1.539	5	8	460.1-0760-038A1-XM		☆	☆	☆	☆	☆	☆	8.0	.315	91	3.583	89.9	3.539	53	2.087	1.1	.043	20	290	DIN 6537 L
7.60	.299	61.9	2.437	8	8	460.1-0760-057A1-XM		☆	☆	☆	☆	☆	☆	8.0	.315	126	4.961	124.9	4.917	84	3.307	1.1	.043	20	290	COROMANT
7.70	.303	24.2	.953	3	8	460.1-0770-023A1-XM		☆	☆	☆	☆	☆	☆	8.0	.315	79	3.110	77.9	3.067	41	1.614	1.1	.043	20	290	DIN 6537 K
7.70	.303	39.6	1.559	5	8	460.1-0770-039A1-XM		☆	☆	☆	☆	☆	☆	8.0	.315	91	3.583	89.9	3.539	53	2.087	1.1	.043	20	290	DIN 6537 L
7.70	.303	62.7	2.469	8	8	460.1-0770-058A1-XM		☆	☆	☆	☆	☆	☆	8.0	.315	126	4.961	124.9	4.917	84	3.307	1.1	.043	20	290	COROMANT
7.80	.307	24.6	.969	3	8	460.1-0780-023A1-XM		☆	☆	☆	☆	☆	☆	8.0	.315	79	3.110	77.8	3.063	41	1.614	1.2	.047	20	290	DIN 6537 K
7.80	.307	40.2	1.583	5	8	460.1-0780-039A1-XM		☆	☆	☆	☆	☆	☆	8.0	.315	91	3.583	89.8	3.535	53	2.087	1.2	.047	20	290	DIN 6537 L
7.80	.307	63.6	2.504	8	8	460.1-0780-059A1-XM		☆	☆	☆	☆	☆	☆	8.0	.315	126	4.961	124.8	4.913	84	3.307	1.2	.047	20	290	COROMANT
7.90	.311	24.9	.980	3	8	460.1-0790-024A1-XM		☆	☆	☆	☆	☆	☆	8.0	.315	79	3.110	77.8	3.063	41	1.614	1.2	.047	20	290	DIN 6537 K
7.90	.311	40.7	1.602	5	8	460.1-0790-040A1-XM		☆	☆	☆	☆	☆	☆	8.0	.315	91	3.583	89.8	3.535	53	2.087	1.2	.047	20	290	DIN 6537 L
7.94	.313	25.0	.984	3	8	460.1-0794-024A1-XM		☆	☆	☆	☆	☆	☆	8.0	.315	79	3.110	77.8	3.063	41	1.614	1.2	.047	20	290	DIN 6537 K
7.94	.313	40.9	1.610	5	8	460.1-0794-040A1-XM		☆	☆	☆	☆	☆	☆	8.0	.315	91	3.583	89.8	3.535	53	2.087	1.2	.047	20	290	DIN 6537 L
7.94	.313	64.7	2.547	8	8	460.1-0794-060A1-XM		☆	☆	☆	☆	☆	☆	8.0	.315	126	4.961	124.8	4.913	84	3.307	1.2	.047	20	290	COROMANT
8.00	.315	25.2	.992	3	8	460.1-0800-024A1-XM		☆	☆	☆	☆	☆	☆	8.0	.315	79	3.110	77.8	3.063	41	1.614	1.2	.047	20	290	DIN 6537 K
8.00	.315	41.2	1.622	5	8	460.1-0800-040A1-XM		☆	☆	☆	☆	☆	☆	8.0	.315	91	3.583	89.8	3.535	53	2.087	1.2	.047	20	290	DIN 6537 L
8.00	.315	65.2	2.567	8	8	460.1-0800-060A1-XM		☆	☆	☆	☆	☆	☆	8.0	.315	126	4.961	124.8	4.913	84	3.307	1.2	.047	20	290	COROMANT
8.03	.316	41.3	1.626	5	10	460.1-0803-040A1-XM		☆	☆	☆	☆	☆	☆	10.0	.394	103	4.055	101.8	4.008	61	2.402	1.2	.047	20	290	DIN 6537 L
8.05	.317	25.3	.996	3	10	460.1-0805-024A1-XM		☆	☆	☆	☆	☆	☆	10.0	.394	89	3.504	87.8	3.457	47	1.850	1.2	.047	20	290	DIN 6537 K
8.05	.317	41.4	1.630	5	10	460.1-0805-040A1-XM		☆	☆	☆	☆	☆	☆	10.0	.394	103	4.055	101.8	4.008	61	2.402	1.2	.047	20	290	DIN 6537 L
8.10	.319	25.5	1.004	3	10	460.1-0810-024A1-XM		☆	☆	☆	☆	☆	☆	10.0	.394	89	3.504	87.8	3.457	47	1.850	1.2	.047	20	290	DIN 6537 K
8.10	.319	41.7	1.642	5	10	460.1-0810-041A1-XM		☆	☆	☆	☆	☆	☆	10.0	.394	103	4.055	101.8	4.008	61	2.402	1.2	.047	20	290	DIN 6537 L
8.10	.319	66.0	2.598	8	10	460.1-0810-061A1-XM		☆	☆	☆	☆	☆	☆	10.0	.394	152	5.984	150.8	5.937	106	4.173	1.2	.047	20	290	COROMANT
8.15	.321	42.0	1.654	5	10	460.1-0815-041A1-XM		☆	☆	☆	☆	☆	☆	10.0	.394	103	4.055	101.8	4.008	61	2.402	1.2	.047	20	290	DIN 6537 L
8.20	.323	25.8	1.016	3	10	460.1-0820-025A1-XM		☆	☆	☆	☆	☆	☆	10.0	.394	89	3.504	87.8	3.457	47	1.850	1.2	.047	20	290	DIN 6537 K
8.20	.323	42.2	1.661	5	10	460.1-0820-041A1-XM		☆	☆	☆	☆	☆	☆	10.0	.394	103	4.055	101.8	4.008	61	2.402	1.2	.047	20	290	DIN 6537 L
8.20	.323	66.8	2.630	8	10	460.1-0820-062A1-XM		☆	☆	☆	☆	☆	☆	10.0	.394	152	5.984	150.8	5.937	106	4.173	1.2	.047	20	290	COROMANT
8.25	.325	42.5	1.673	5	10	460.1-0825-041A1-XM		☆	☆	☆	☆	☆	☆	10.0	.394	103	4.055	101.8	4.008	61	2.402	1.2	.047	20	290	DIN 6537 L
8.30	.327	42.7	1.681	5	10	460.1-0830-042A1-XM		☆	☆	☆	☆	☆	☆	10.0	.394	103	4.055	101.8	4.008	61	2.402	1.2	.047	20	290	DIN 6537 L

Dati di taglio: www.sandvik.coromant.com

E9 E28 E14

CoroDrill® 460-XM, punta in metallo duro integrale

Per applicazioni su diversi materiali

Adduzione interna di refrigerante

TCHA H9
SIG 140°

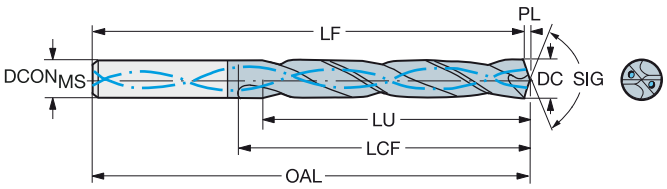

Dimensioni in mm e pollici

DC	DC"	LU	LU"	ULDR	CZC_{MS}	Codice di ordinazione	P GC34	M GC34	K GC34	N GC34	S GC34	H GC34	$DCON_{MS}$	$DCON_{MS}$"	OAL	OAL"	LF	LF"	LCF	LCF"	PL	PL"	BAR	PSI	BSG
8.33	.328	26.2	1.032	3	10	460.1-0833-025A1-XM	☆	☆	☆	☆	☆	☆	10.0	.394	89	3.504	87.8	3.457	47	1.850	1.2	.047	20	290	DIN 6537 K
8.33	.328	42.9	1.689	5	10	460.1-0833-042A1-XM	☆	☆	☆	☆	☆	☆	10.0	.394	103	4.055	101.8	4.008	61	2.402	1.2	.047	20	290	DIN 6537 L
8.33	.328	67.9	2.673	8	10	460.1-0833-062A1-XM	☆	☆	☆	☆	☆	☆	10.0	.394	152	5.984	150.8	5.937	106	4.173	1.2	.047	20	290	COROMANT
8.40	.331	26.4	1.039	3	10	460.1-0840-025A1-XM	☆	☆	☆	☆	☆	☆	10.0	.394	89	3.504	87.8	3.457	47	1.850	1.2	.047	20	290	DIN 6537 K
8.40	.331	43.2	1.701	5	10	460.1-0840-042A1-XM	☆	☆	☆	☆	☆	☆	10.0	.394	103	4.055	101.8	4.008	61	2.402	1.2	.047	20	290	DIN 6537 L
8.40	.331	68.4	2.693	8	10	460.1-0840-063A1-XM	☆	☆	☆	☆	☆	☆	10.0	.394	152	5.984	150.8	5.937	106	4.173	1.2	.047	20	290	COROMANT
8.43	.332	43.4	1.709	5	10	460.1-0843-042A1-XM	☆	☆	☆	☆	☆	☆	10.0	.394	103	4.055	101.8	4.008	61	2.402	1.2	.047	20	290	DIN 6537 L
8.50	.335	26.8	1.055	3	10	460.1-0850-026A1-XM	☆	☆	☆	☆	☆	☆	10.0	.394	89	3.504	87.7	3.453	47	1.850	1.3	.051	20	290	DIN 6537 K
8.50	.335	43.8	1.724	5	10	460.1-0850-043A1-XM	☆	☆	☆	☆	☆	☆	10.0	.394	103	4.055	101.7	4.004	61	2.402	1.3	.051	20	290	DIN 6537 L
8.50	.335	69.3	2.728	8	10	460.1-0850-064A1-XM	☆	☆	☆	☆	☆	☆	10.0	.394	152	5.984	150.7	5.933	106	4.173	1.3	.051	20	290	COROMANT
8.55	.337	44.0	1.732	5	10	460.1-0855-043A1-XM	☆	☆	☆	☆	☆	☆	10.0	.394	103	4.055	101.7	4.004	61	2.402	1.3	.051	20	290	DIN 6537 L
8.60	.339	27.1	1.067	3	10	460.1-0860-026A1-XM	☆	☆	☆	☆	☆	☆	10.0	.394	89	3.504	87.7	3.453	47	1.850	1.3	.051	20	290	DIN 6537 K
8.60	.339	44.3	1.744	5	10	460.1-0860-043A1-XM	☆	☆	☆	☆	☆	☆	10.0	.394	103	4.055	101.7	4.004	61	2.402	1.3	.051	20	290	DIN 6537 L
8.60	.339	70.1	2.760	8	10	460.1-0860-065A1-XM	☆	☆	☆	☆	☆	☆	10.0	.394	152	5.984	150.7	5.933	106	4.173	1.3	.051	20	290	COROMANT
8.70	.343	27.4	1.079	3	10	460.1-0870-026A1-XM	☆	☆	☆	☆	☆	☆	10.0	.394	89	3.504	87.7	3.453	47	1.850	1.3	.051	20	290	DIN 6537 K
8.70	.343	44.8	1.764	5	10	460.1-0870-044A1-XM	☆	☆	☆	☆	☆	☆	10.0	.394	103	4.055	101.7	4.004	61	2.402	1.3	.051	20	290	DIN 6537 L
8.70	.343	70.9	2.791	8	10	460.1-0870-065A1-XM	☆	☆	☆	☆	☆	☆	10.0	.394	152	5.984	150.7	5.933	106	4.173	1.3	.051	20	290	COROMANT
8.73	.344	27.5	1.083	3	10	460.1-0873-026A1-XM	☆	☆	☆	☆	☆	☆	10.0	.394	89	3.504	87.7	3.453	47	1.850	1.3	.051	20	290	DIN 6537 K
8.73	.344	44.9	1.768	5	10	460.1-0873-044A1-XM	☆	☆	☆	☆	☆	☆	10.0	.394	103	4.055	101.7	4.004	61	2.402	1.3	.051	20	290	DIN 6537 L
8.73	.344	71.1	2.799	8	10	460.1-0873-065A1-XM	☆	☆	☆	☆	☆	☆	10.0	.394	152	5.984	150.7	5.933	106	4.173	1.3	.051	20	290	COROMANT
8.80	.346	27.7	1.091	3	10	460.1-0880-026A1-XM	☆	☆	☆	☆	☆	☆	10.0	.394	89	3.504	87.7	3.453	47	1.850	1.3	.051	20	290	DIN 6537 K
8.80	.346	45.3	1.783	5	10	460.1-0880-044A1-XM	☆	☆	☆	☆	☆	☆	10.0	.394	103	4.055	101.7	4.004	61	2.402	1.3	.051	20	290	DIN 6537 L
8.80	.346	71.7	2.823	8	10	460.1-0880-066A1-XM	☆	☆	☆	☆	☆	☆	10.0	.394	152	5.984	150.7	5.933	106	4.173	1.3	.051	20	290	COROMANT
8.84	.348	45.5	1.791	5	10	460.1-0884-044A1-XM	☆	☆	☆	☆	☆	☆	10.0	.394	103	4.055	101.7	4.004	61	2.402	1.3	.051	20	290	DIN 6537 L
8.90	.350	28.0	1.102	3	10	460.1-0890-027A1-XM	☆	☆	☆	☆	☆	☆	10.0	.394	89	3.504	87.7	3.453	47	1.850	1.3	.051	20	290	DIN 6537 K
8.90	.350	45.8	1.803	5	10	460.1-0890-045A1-XM	☆	☆	☆	☆	☆	☆	10.0	.394	103	4.055	101.7	4.004	61	2.402	1.3	.051	20	290	DIN 6537 L
9.00	.354	28.3	1.114	3	10	460.1-0900-027A1-XM	☆	☆	☆	☆	☆	☆	10.0	.394	89	3.504	87.7	3.453	47	1.850	1.3	.051	20	290	DIN 6537 K
9.00	.354	46.3	1.823	5	10	460.1-0900-045A1-XM	☆	☆	☆	☆	☆	☆	10.0	.394	103	4.055	101.7	4.004	61	2.402	1.3	.051	20	290	DIN 6537 L
9.00	.354	73.3	2.886	8	10	460.1-0900-068A1-XM	☆	☆	☆	☆	☆	☆	10.0	.394	152	5.984	150.7	5.933	106	4.173	1.3	.051	20	290	COROMANT
9.10	.358	28.6	1.126	3	10	460.1-0910-027A1-XM	☆	☆	☆	☆	☆	☆	10.0	.394	89	3.504	87.7	3.453	47	1.850	1.3	.051	20	290	DIN 6537 K
9.10	.358	46.8	1.843	5	10	460.1-0910-046A1-XM	☆	☆	☆	☆	☆	☆	10.0	.394	103	4.055	101.7	4.004	61	2.402	1.3	.051	20	290	DIN 6537 L
9.13	.359	28.7	1.130	3	10	460.1-0913-027A1-XM	☆	☆	☆	☆	☆	☆	10.0	.394	89	3.504	87.6	3.449	47	1.850	1.4	.055	20	290	DIN 6537 K
9.13	.359	47.0	1.850	5	10	460.1-0913-046A1-XM	☆	☆	☆	☆	☆	☆	10.0	.394	103	4.055	101.6	4.000	61	2.402	1.4	.055	20	290	DIN 6537 L
9.13	.359	74.4	2.929	8	10	460.1-0913-068A1-XM	☆	☆	☆	☆	☆	☆	10.0	.394	152	5.984	150.6	5.929	106	4.173	1.4	.055	20	290	COROMANT
9.20	.362	47.4	1.866	5	10	460.1-0920-046A1-XM	☆	☆	☆	☆	☆	☆	10.0	.394	103	4.055	101.6	4.000	61	2.402	1.4	.055	20	290	DIN 6537 L
9.30	.366	29.3	1.154	3	10	460.1-0930-028A1-XM	☆	☆	☆	☆	☆	☆	10.0	.394	89	3.504	87.6	3.449	47	1.850	1.4	.055	20	290	DIN 6537 K
9.30	.366	47.9	1.886	5	10	460.1-0930-047A1-XM	☆	☆	☆	☆	☆	☆	10.0	.394	103	4.055	101.6	4.000	61	2.402	1.4	.055	20	290	DIN 6537 L
9.30	.366	75.8	2.984	8	10	460.1-0930-070A1-XM	☆	☆	☆	☆	☆	☆	10.0	.394	152	5.984	150.6	5.929	106	4.173	1.4	.055	20	290	COROMANT
9.35	.368	48.1	1.894	5	10	460.1-0935-047A1-XM	☆	☆	☆	☆	☆	☆	10.0	.394	103	4.055	101.6	4.000	61	2.402	1.4	.055	20	290	DIN 6537 L
9.40	.370	29.6	1.165	3	10	460.1-0940-028A1-XM	☆	☆	☆	☆	☆	☆	10.0	.394	89	3.504	87.6	3.449	47	1.850	1.4	.055	20	290	DIN 6537 K
9.40	.370	48.4	1.906	5	10	460.1-0940-047A1-XM	☆	☆	☆	☆	☆	☆	10.0	.394	103	4.055	101.6	4.000	61	2.402	1.4	.055	20	290	DIN 6537 L
9.50	.374	29.9	1.177	3	10	460.1-0950-029A1-XM	☆	☆	☆	☆	☆	☆	10.0	.394	89	3.504	87.6	3.449	47	1.850	1.4	.055	20	290	DIN 6537 K
9.50	.374	48.7	1.917	5	10	460.1-0950-048A1-XM	☆	☆	☆	☆	☆	☆	10.0	.394	103	4.055	101.6	4.000	61	2.402	1.4	.055	20	290	DIN 6537 L
9.50	.374	77.4	3.047	8	10	460.1-0950-071A1-XM	☆	☆	☆	☆	☆	☆	10.0	.394	152	5.984	150.6	5.929	106	4.173	1.4	.055	20	290	COROMANT
9.53	.375	30.0	1.181	3	10	460.1-0953-029A1-XM	☆	☆	☆	☆	☆	☆	10.0	.394	89	3.504	87.6	3.449	47	1.850	1.4	.055	20	290	DIN 6537 K
9.53	.375	48.6	1.913	5	10	460.1-0953-048A1-XM	☆	☆	☆	☆	☆	☆	10.0	.394	103	4.055	101.6	4.000	61	2.402	1.4	.055	20	290	DIN 6537 L
9.53	.375	77.6	3.055	8	10	460.1-0953-071A1-XM	☆	☆	☆	☆	☆	☆	10.0	.394	152	5.984	150.6	5.929	106	4.173	1.4	.055	20	290	COROMANT
9.60	.378	30.2	1.189	3	10	460.1-0960-029A1-XM	☆	☆	☆	☆	☆	☆	10.0	.394	89	3.504	87.6	3.449	47	1.850	1.4	.055	20	290	DIN 6537 K
9.60	.378	48.5	1.909	5	10	460.1-0960-048A1-XM	☆	☆	☆	☆	☆	☆	10.0	.394	103	4.055	101.6	4.000	61	2.402	1.4	.055	20	290	DIN 6537 L
9.70	.382	30.5	1.201	3	10	460.1-0970-029A1-XM	☆	☆	☆	☆	☆	☆	10.0	.394	89	3.504	87.6	3.449	47	1.850	1.4	.055	20	290	DIN 6537 K
9.70	.382	48.4	1.906	4	10	460.1-0970-049A1-XM	☆	☆	☆	☆	☆	☆	10.0	.394	103	4.055	101.6	4.000	61	2.402	1.4	.055	20	290	DIN 6537 L

Dati di taglio: www.sandvik.coromant.com

E9 E28 E14

CoroDrill® 460-XM, punta in metallo duro integrale

Per applicazioni su diversi materiali

Adduzione interna di refrigerante

TCHA H9
SIG 140°

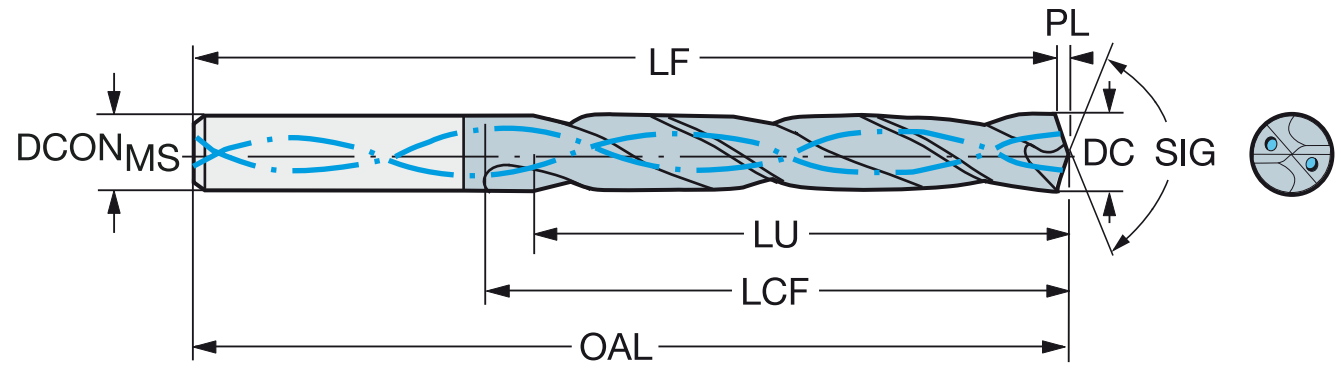

Dimensioni in mm e pollici

DC	DC"	LU	LU"	ULDR	CZC_{MS}	Codice di ordinazione	P GC34	M GC34	K GC34	N GC34	S GC34	H GC34	$DCON_{MS}$	$DCON_{MS}$"	OAL	OAL"	LF	LF"	LCF	LCF"	PL	PL"	BAR	PSI	BSG
9.80	.386	30.9	1.217	3	10	460.1-0980-029A1-XM	☆	☆	☆	☆	☆	☆	10.0	.394	89	3.504	87.5	3.445	47	1.850	1.5	.059	20	290	DIN 6537 K
9.80	.386	48.3	1.902	4	10	460.1-0980-049A1-XM	☆	☆	☆	☆	☆	☆	10.0	.394	103	4.055	101.5	3.996	61	2.402	1.5	.059	20	290	DIN 6537 L
9.80	.386	79.9	3.146	8	10	460.1-0980-074A1-XM	☆	☆	☆	☆	☆	☆	10.0	.394	152	5.984	150.5	5.925	106	4.173	1.5	.059	20	290	COROMANT
9.90	.390	31.2	1.228	3	10	460.1-0990-030A1-XM	☆	☆	☆	☆	☆	☆	10.0	.394	89	3.504	87.5	3.445	47	1.850	1.5	.059	20	290	DIN 6537 K
9.90	.390	48.1	1.894	4	10	460.1-0990-050A1-XM	☆	☆	☆	☆	☆	☆	10.0	.394	103	4.055	101.5	3.996	61	2.402	1.5	.059	20	290	DIN 6537 L
9.90	.390	80.7	3.177	8	10	460.1-0990-074A1-XM	☆	☆	☆	☆	☆	☆	10.0	.394	152	5.984	150.5	5.925	106	4.173	1.5	.059	20	290	COROMANT
9.92	.391	31.2	1.228	3	10	460.1-0992-030A1-XM	☆	☆	☆	☆	☆	☆	10.0	.394	89	3.504	87.5	3.445	47	1.850	1.5	.059	20	290	DIN 6537 K
9.92	.391	48.1	1.894	4	10	460.1-0992-050A1-XM	☆	☆	☆	☆	☆	☆	10.0	.394	103	4.055	101.5	3.996	61	2.402	1.5	.059	20	290	DIN 6537 L
9.92	.391	80.8	3.181	8	10	460.1-0992-074A1-XM	☆	☆	☆	☆	☆	☆	10.0	.394	152	5.984	150.5	5.925	106	4.173	1.5	.059	20	290	COROMANT
10.00	.394	31.5	1.240	3	10	460.1-1000-030A1-XM	☆	☆	☆	☆	☆	☆	10.0	.394	89	3.504	87.5	3.445	47	1.850	1.5	.059	20	290	DIN 6537 K
10.00	.394	48.0	1.890	4	10	460.1-1000-050A1-XM	☆	☆	☆	☆	☆	☆	10.0	.394	103	4.055	101.5	3.996	61	2.402	1.5	.059	20	290	DIN 6537 L
10.00	.394	81.5	3.209	8	10	460.1-1000-075A1-XM	☆	☆	☆	☆	☆	☆	10.0	.394	152	5.984	150.5	5.925	106	4.173	1.5	.059	20	290	COROMANT
10.05	.396	31.6	1.244	3	12	460.1-1005-030A1-XM	☆	☆	☆	☆	☆	☆	12.0	.472	102	4.016	100.5	3.957	55	2.165	1.5	.059	20	290	DIN 6537 K
10.05	.396	51.7	2.035	5	12	460.1-1005-050A1-XM	☆	☆	☆	☆	☆	☆	12.0	.472	118	4.646	116.5	4.587	71	2.795	1.5	.059	20	290	DIN 6537 L
10.10	.398	31.8	1.252	3	12	460.1-1010-030A1-XM	☆	☆	☆	☆	☆	☆	12.0	.472	102	4.016	100.5	3.957	55	2.165	1.5	.059	20	290	DIN 6537 K
10.10	.398	52.0	2.047	5	12	460.1-1010-051A1-XM	☆	☆	☆	☆	☆	☆	12.0	.472	118	4.646	116.5	4.587	71	2.795	1.5	.059	20	290	DIN 6537 L
10.20	.402	32.1	1.264	3	12	460.1-1020-031A1-XM	☆	☆	☆	☆	☆	☆	12.0	.472	102	4.016	100.5	3.957	55	2.165	1.5	.059	20	290	DIN 6537 K
10.20	.402	52.5	2.067	5	12	460.1-1020-051A1-XM	☆	☆	☆	☆	☆	☆	12.0	.472	118	4.646	116.5	4.587	71	2.795	1.5	.059	20	290	DIN 6537 L
10.20	.402	83.1	3.272	8	12	460.1-1020-077A1-XM	☆	☆	☆	☆	☆	☆	12.0	.472	180	7.087	178.5	7.028	128	5.039	1.5	.059	20	290	COROMANT
10.26	.404	52.8	2.079	5	12	460.1-1026-051A1-XM	☆	☆	☆	☆	☆	☆	12.0	.472	118	4.646	116.5	4.587	71	2.795	1.5	.059	20	290	DIN 6537 L
10.30	.406	32.4	1.276	3	12	460.1-1030-031A1-XM	☆	☆	☆	☆	☆	☆	12.0	.472	102	4.016	100.5	3.957	55	2.165	1.5	.059	20	290	DIN 6537 K
10.30	.406	53.0	2.087	5	12	460.1-1030-052A1-XM	☆	☆	☆	☆	☆	☆	12.0	.472	118	4.646	116.5	4.587	71	2.795	1.5	.059	20	290	DIN 6537 L
10.30	.406	83.9	3.303	8	12	460.1-1030-077A1-XM	☆	☆	☆	☆	☆	☆	12.0	.472	180	7.087	178.5	7.028	128	5.039	1.5	.059	20	290	COROMANT
10.32	.406	32.5	1.280	3	12	460.1-1032-031A1-XM	☆	☆	☆	☆	☆	☆	12.0	.472	102	4.016	100.5	3.957	55	2.165	1.5	.059	20	290	DIN 6537 K
10.32	.406	53.1	2.091	5	12	460.1-1032-052A1-XM	☆	☆	☆	☆	☆	☆	12.0	.472	118	4.646	116.5	4.587	71	2.795	1.5	.059	20	290	DIN 6537 L
10.32	.406	84.1	3.311	8	12	460.1-1032-077A1-XM	☆	☆	☆	☆	☆	☆	12.0	.472	180	7.087	178.5	7.028	128	5.039	1.5	.059	20	290	COROMANT
10.40	.409	32.7	1.287	3	12	460.1-1040-031A1-XM	☆	☆	☆	☆	☆	☆	12.0	.472	102	4.016	100.5	3.957	55	2.165	1.5	.059	20	290	DIN 6537 K
10.40	.409	53.5	2.106	5	12	460.1-1040-052A1-XM	☆	☆	☆	☆	☆	☆	12.0	.472	118	4.646	116.5	4.587	71	2.795	1.5	.059	20	290	DIN 6537 L
10.40	.409	84.7	3.335	8	12	460.1-1040-078A1-XM	☆	☆	☆	☆	☆	☆	12.0	.472	180	7.087	178.5	7.028	128	5.039	1.5	.059	20	290	COROMANT
10.50	.413	33.1	1.303	3	12	460.1-1050-032A1-XM	☆	☆	☆	☆	☆	☆	12.0	.472	102	4.016	100.4	3.953	55	2.165	1.6	.063	20	290	DIN 6537 K
10.50	.413	54.1	2.130	5	12	460.1-1050-053A1-XM	☆	☆	☆	☆	☆	☆	12.0	.472	118	4.646	116.4	4.583	71	2.795	1.6	.063	20	290	DIN 6537 L
10.50	.413	85.6	3.370	8	12	460.1-1050-079A1-XM	☆	☆	☆	☆	☆	☆	12.0	.472	180	7.087	178.4	7.024	128	5.039	1.6	.063	20	290	COROMANT
10.60	.417	33.4	1.315	3	12	460.1-1060-032A1-XM	☆	☆	☆	☆	☆	☆	12.0	.472	102	4.016	100.4	3.953	55	2.165	1.6	.063	20	290	DIN 6537 K
10.60	.417	54.6	2.150	5	12	460.1-1060-053A1-XM	☆	☆	☆	☆	☆	☆	12.0	.472	118	4.646	116.4	4.583	71	2.795	1.6	.063	20	290	DIN 6537 L
10.70	.421	55.1	2.169	5	12	460.1-1070-054A1-XM	☆	☆	☆	☆	☆	☆	12.0	.472	118	4.646	116.4	4.583	71	2.795	1.6	.063	20	290	DIN 6537 L
10.72	.422	33.7	1.327	3	12	460.1-1072-032A1-XM	☆	☆	☆	☆	☆	☆	12.0	.472	102	4.016	100.4	3.953	55	2.165	1.6	.063	20	290	DIN 6537 K
10.72	.422	55.2	2.173	5	12	460.1-1072-054A1-XM	☆	☆	☆	☆	☆	☆	12.0	.472	118	4.646	116.4	4.583	71	2.795	1.6	.063	20	290	DIN 6537 L
10.72	.422	87.3	3.437	8	12	460.1-1072-080A1-XM	☆	☆	☆	☆	☆	☆	12.0	.472	180	7.087	178.4	7.024	128	5.039	1.6	.063	20	290	COROMANT
10.75	.423	55.3	2.177	5	12	460.1-1075-054A1-XM	☆	☆	☆	☆	☆	☆	12.0	.472	118	4.646	116.4	4.583	71	2.795	1.6	.063	20	290	DIN 6537 L
10.90	.429	56.1	2.209	5	12	460.1-1090-055A1-XM	☆	☆	☆	☆	☆	☆	12.0	.472	118	4.646	116.4	4.583	71	2.795	1.6	.063	20	290	DIN 6537 L
11.00	.433	34.6	1.362	3	12	460.1-1100-033A1-XM	☆	☆	☆	☆	☆	☆	12.0	.472	102	4.016	100.4	3.953	55	2.165	1.6	.063	20	290	DIN 6537 K
11.00	.433	56.6	2.228	5	12	460.1-1100-055A1-XM	☆	☆	☆	☆	☆	☆	12.0	.472	118	4.646	116.4	4.583	71	2.795	1.6	.063	20	290	DIN 6537 L
11.00	.433	89.6	3.528	8	12	460.1-1100-083A1-XM	☆	☆	☆	☆	☆	☆	12.0	.472	180	7.087	178.4	7.024	128	5.039	1.6	.063	20	290	COROMANT
11.11	.437	35.0	1.378	3	12	460.1-1111-033A1-XM	☆	☆	☆	☆	☆	☆	12.0	.472	102	4.016	100.3	3.949	55	2.165	1.7	.067	20	290	DIN 6537 K
11.11	.437	57.2	2.252	5	12	460.1-1111-056A1-XM	☆	☆	☆	☆	☆	☆	12.0	.472	118	4.646	116.3	4.579	71	2.795	1.7	.067	20	290	DIN 6537 L
11.11	.437	90.5	3.563	8	12	460.1-1111-083A1-XM	☆	☆	☆	☆	☆	☆	12.0	.472	180	7.087	178.3	7.020	128	5.039	1.7	.067	20	290	COROMANT
11.20	.441	35.3	1.390	3	12	460.1-1120-034A1-XM	☆	☆	☆	☆	☆	☆	12.0	.472	102	4.016	100.3	3.949	55	2.165	1.7	.067	20	290	DIN 6537 K
11.20	.441	57.6	2.268	5	12	460.1-1120-056A1-XM	☆	☆	☆	☆	☆	☆	12.0	.472	118	4.646	116.3	4.579	71	2.795	1.7	.067	20	290	DIN 6537 L
11.20	.441	91.3	3.594	8	12	460.1-1120-084A1-XM	☆	☆	☆	☆	☆	☆	12.0	.472	180	7.087	178.3	7.020	128	5.039	1.7	.067	20	290	COROMANT
11.30	.445	57.4	2.260	5	12	460.1-1130-057A1-XM	☆	☆	☆	☆	☆	☆	12.0	.472	118	4.646	116.3	4.579	71	2.795	1.7	.067	20	290	DIN 6537 L
11.40	.449	35.9	1.413	3	12	460.1-1140-034A1-XM	☆	☆	☆	☆	☆	☆	12.0	.472	102	4.016	100.3	3.949	55	2.165	1.7	.067	20	290	DIN 6537 K
11.40	.449	57.3	2.256	5	12	460.1-1140-057A1-XM	☆	☆	☆	☆	☆	☆	12.0	.472	118	4.646	116.3	4.579	71	2.795	1.7	.067	20	290	DIN 6537 L

Dati di taglio: www.sandvik.coromant.com

CoroDrill® 460-XM, punta in metallo duro integrale

Per applicazioni su diversi materiali

Adduzione interna di refrigerante

TCHA H9
SIG 140°

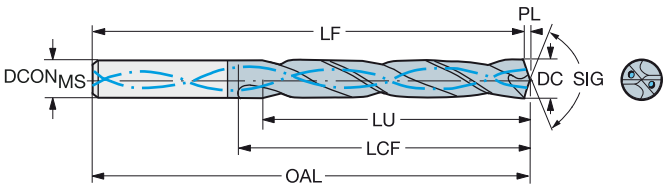

Dimensioni in mm e pollici

DC	DC"	LU	LU"	ULDR	CZC_{MS}	Codice di ordinazione	P GC34	M GC34	K GC34	N GC34	S GC34	H GC34	$DCON_{MS}$	$DCON_{MS}$"	OAL	OAL"	LF	LF"	LCF	LCF"	PL	PL"	BAR	PSI	BSG
11.50	.453	36.2	1.425	3	12	460.1-1150-035A1-XM	☆	☆	☆	☆	☆	☆	12.0	.472	102	4.016	100.3	3.949	55	2.165	1.7	.067	20	290	DIN 6537 K
11.50	.453	57.2	2.252	4	12	460.1-1150-058A1-XM	☆	☆	☆	☆	☆	☆	12.0	.472	118	4.646	116.3	4.579	71	2.795	1.7	.067	20	290	DIN 6537 L
11.50	.453	93.7	3.689	8	12	460.1-1150-086A1-XM	☆	☆	☆	☆	☆	☆	12.0	.472	180	7.087	178.3	7.020	128	5.039	1.7	.067	20	290	COROMANT
11.51	.453	36.2	1.425	3	12	460.1-1151-035A1-XM	☆	☆	☆	☆	☆	☆	12.0	.472	102	4.016	100.3	3.949	55	2.165	1.7	.067	20	290	DIN 6537 K
11.51	.453	57.2	2.252	4	12	460.1-1151-058A1-XM	☆	☆	☆	☆	☆	☆	12.0	.472	118	4.646	116.3	4.579	71	2.795	1.7	.067	20	290	DIN 6537 L
11.51	.453	93.8	3.693	8	12	460.1-1151-086A1-XM	☆	☆	☆	☆	☆	☆	12.0	.472	180	7.087	178.3	7.020	128	5.039	1.7	.067	20	290	COROMANT
11.60	.457	36.5	1.437	3	12	460.1-1160-035A1-XM	☆	☆	☆	☆	☆	☆	12.0	.472	102	4.016	100.3	3.949	55	2.165	1.7	.067	20	290	DIN 6537 K
11.60	.457	57.1	2.248	4	12	460.1-1160-058A1-XM	☆	☆	☆	☆	☆	☆	12.0	.472	118	4.646	116.3	4.579	71	2.795	1.7	.067	20	290	DIN 6537 L
11.70	.461	57.0	2.244	4	12	460.1-1170-059A1-XM	☆	☆	☆	☆	☆	☆	12.0	.472	118	4.646	116.3	4.579	71	2.795	1.7	.067	20	290	DIN 6537 L
11.80	.465	37.2	1.465	3	12	460.1-1180-035A1-XM	☆	☆	☆	☆	☆	☆	12.0	.472	102	4.016	100.2	3.945	55	2.165	1.8	.071	20	290	DIN 6537 K
11.80	.465	56.8	2.236	4	12	460.1-1180-059A1-XM	☆	☆	☆	☆	☆	☆	12.0	.472	118	4.646	116.2	4.575	71	2.795	1.8	.071	20	290	DIN 6537 L
11.80	.465	96.2	3.787	8	12	460.1-1180-089A1-XM	☆	☆	☆	☆	☆	☆	12.0	.472	180	7.087	178.2	7.016	128	5.039	1.8	.071	20	290	COROMANT
11.91	.469	37.5	1.476	3	12	460.1-1191-036A1-XM	☆	☆	☆	☆	☆	☆	12.0	.472	102	4.016	100.2	3.945	55	2.165	1.8	.071	20	290	DIN 6537 K
11.91	.469	56.7	2.232	4	12	460.1-1191-060A1-XM	☆	☆	☆	☆	☆	☆	12.0	.472	118	4.646	116.2	4.575	71	2.795	1.8	.071	20	290	DIN 6537 L
11.91	.469	97.0	3.819	8	12	460.1-1191-089A1-XM	☆	☆	☆	☆	☆	☆	12.0	.472	180	7.087	178.2	7.016	128	5.039	1.8	.071	20	290	COROMANT
12.00	.472	37.8	1.488	3	12	460.1-1200-036A1-XM	☆	☆	☆	☆	☆	☆	12.0	.472	102	4.016	100.2	3.945	55	2.165	1.8	.071	20	290	DIN 6537 K
12.00	.472	56.6	2.228	4	12	460.1-1200-060A1-XM	☆	☆	☆	☆	☆	☆	12.0	.472	118	4.646	116.2	4.575	71	2.795	1.8	.071	20	290	DIN 6537 L
12.00	.472	97.8	3.850	8	12	460.1-1200-090A1-XM	☆	☆	☆	☆	☆	☆	12.0	.472	180	7.087	178.2	7.016	128	5.039	1.8	.071	20	290	COROMANT
12.05	.474	37.9	1.492	3	14	460.1-1205-036A1-XM	☆	☆	☆	☆	☆	☆	14.0	.551	107	4.213	105.2	4.142	60	2.362	1.8	.071	20	290	DIN 6537 K
12.05	.474	62.0	2.441	5	14	460.1-1205-060A1-XM	☆	☆	☆	☆	☆	☆	14.0	.551	124	4.882	122.2	4.811	77	3.032	1.8	.071	20	290	DIN 6537 L
12.10	.476	38.1	1.500	3	14	460.1-1210-036A1-XM	☆	☆	☆	☆	☆	☆	14.0	.551	107	4.213	105.2	4.142	60	2.362	1.8	.071	20	290	DIN 6537 K
12.20	.480	38.4	1.512	3	14	460.1-1220-037A1-XM	☆	☆	☆	☆	☆	☆	14.0	.551	107	4.213	105.2	4.142	60	2.362	1.8	.071	20	290	DIN 6537 K
12.20	.480	62.4	2.457	5	14	460.1-1220-061A1-XM	☆	☆	☆	☆	☆	☆	14.0	.551	124	4.882	122.2	4.811	77	3.032	1.8	.071	20	290	DIN 6537 L
12.20	.480	99.4	3.913	8	14	460.1-1220-092A1-XM	☆	☆	☆	☆	☆	☆	14.0	.551	202	7.953	200.2	7.882	151	5.945	1.8	.071	20	290	COROMANT
12.25	.482	62.3	2.453	5	14	460.1-1225-061A1-XM	☆	☆	☆	☆	☆	☆	14.0	.551	124	4.882	122.2	4.811	77	3.032	1.8	.071	20	290	DIN 6537 L
12.30	.484	38.7	1.524	3	14	460.1-1230-037A1-XM	☆	☆	☆	☆	☆	☆	14.0	.551	107	4.213	105.2	4.142	60	2.362	1.8	.071	20	290	DIN 6537 K
12.30	.484	62.2	2.449	5	14	460.1-1230-062A1-XM	☆	☆	☆	☆	☆	☆	14.0	.551	124	4.882	122.2	4.811	77	3.032	1.8	.071	20	290	DIN 6537 L
12.30	.484	100.3	3.949	8	14	460.1-1230-092A1-XM	☆	☆	☆	☆	☆	☆	14.0	.551	202	7.953	200.2	7.882	151	5.945	1.8	.071	20	290	COROMANT
12.40	.488	62.1	2.445	5	14	460.1-1240-062A1-XM	☆	☆	☆	☆	☆	☆	14.0	.551	124	4.882	122.2	4.811	77	3.032	1.8	.071	20	290	DIN 6537 L
12.50	.492	39.4	1.551	3	14	460.1-1250-038A1-XM	☆	☆	☆	☆	☆	☆	14.0	.551	107	4.213	105.1	4.138	60	2.362	1.9	.075	20	290	DIN 6537 K
12.50	.492	62.0	2.441	4	14	460.1-1250-063A1-XM	☆	☆	☆	☆	☆	☆	14.0	.551	124	4.882	122.1	4.807	77	3.032	1.9	.075	20	290	DIN 6537 L
12.50	.492	101.9	4.012	8	14	460.1-1250-094A1-XM	☆	☆	☆	☆	☆	☆	14.0	.551	202	7.953	200.1	7.878	151	5.945	1.9	.075	20	290	COROMANT
12.60	.496	61.9	2.437	4	14	460.1-1260-063A1-XM	☆	☆	☆	☆	☆	☆	14.0	.551	124	4.882	122.1	4.807	77	3.032	1.9	.075	20	290	DIN 6537 L
12.70	.500	40.0	1.575	3	14	460.1-1270-038A1-XM	☆	☆	☆	☆	☆	☆	14.0	.551	107	4.213	105.1	4.138	60	2.362	1.9	.075	20	290	DIN 6537 K
12.70	.500	61.8	2.433	4	14	460.1-1270-064A1-XM	☆	☆	☆	☆	☆	☆	14.0	.551	124	4.882	122.1	4.807	77	3.032	1.9	.075	20	290	DIN 6537 L
12.70	.500	103.5	4.075	8	14	460.1-1270-095A1-XM	☆	☆	☆	☆	☆	☆	14.0	.551	202	7.953	200.1	7.878	151	5.945	1.9	.075	20	290	COROMANT
12.80	.504	40.3	1.587	3	14	460.1-1280-038A1-XM	☆	☆	☆	☆	☆	☆	14.0	.551	107	4.213	105.1	4.138	60	2.362	1.9	.075	20	290	DIN 6537 K
12.80	.504	61.6	2.425	4	14	460.1-1280-064A1-XM	☆	☆	☆	☆	☆	☆	14.0	.551	124	4.882	122.1	4.807	77	3.032	1.9	.075	20	290	DIN 6537 L
12.80	.504	104.3	4.106	8	14	460.1-1280-096A1-XM	☆	☆	☆	☆	☆	☆	14.0	.551	202	7.953	200.1	7.878	151	5.945	1.9	.075	20	290	COROMANT
12.90	.508	61.5	2.421	4	14	460.1-1290-065A1-XM	☆	☆	☆	☆	☆	☆	14.0	.551	124	4.882	122.1	4.807	77	3.032	1.9	.075	20	290	DIN 6537 L
13.00	.512	40.9	1.610	3	14	460.1-1300-039A1-XM	☆	☆	☆	☆	☆	☆	14.0	.551	107	4.213	105.1	4.138	60	2.362	1.9	.075	20	290	DIN 6537 K
13.00	.512	61.4	2.417	4	14	460.1-1300-065A1-XM	☆	☆	☆	☆	☆	☆	14.0	.551	124	4.882	122.1	4.807	77	3.032	1.9	.075	20	290	DIN 6537 L
13.00	.512	105.9	4.169	8	14	460.1-1300-098A1-XM	☆	☆	☆	☆	☆	☆	14.0	.551	202	7.953	200.1	7.878	151	5.945	1.9	.075	20	290	COROMANT
13.10	.516	41.2	1.622	3	14	460.1-1310-039A1-XM	☆	☆	☆	☆	☆	☆	14.0	.551	107	4.213	105.0	4.134	60	2.362	2.0	.079	20	290	DIN 6537 K
13.10	.516	61.3	2.413	4	14	460.1-1310-066A1-XM	☆	☆	☆	☆	☆	☆	14.0	.551	124	4.882	122.0	4.803	77	3.032	2.0	.079	20	290	DIN 6537 L
13.10	.516	106.7	4.201	8	14	460.1-1310-098A1-XM	☆	☆	☆	☆	☆	☆	14.0	.551	202	7.953	200.0	7.874	151	5.945	2.0	.079	20	290	COROMANT
13.25	.522	61.1	2.406	4	14	460.1-1325-066A1-XM	☆	☆	☆	☆	☆	☆	14.0	.551	124	4.882	122.0	4.803	77	3.032	2.0	.079	20	290	DIN 6537 L
13.40	.528	60.9	2.398	4	14	460.1-1340-067A1-XM	☆	☆	☆	☆	☆	☆	14.0	.551	124	4.882	122.0	4.803	77	3.032	2.0	.079	20	290	DIN 6537 L

Dati di taglio: www.sandvik.coromant.com

E9 E28 E14

CoroDrill® 460-XM, punta in metallo duro integrale

Per applicazioni su diversi materiali

Adduzione interna di refrigerante

TCHA H9
SIG 140°

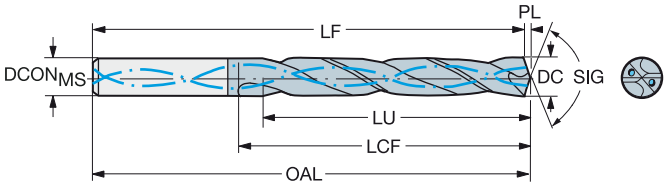

Dimensioni in mm e pollici

DC	DC"	LU	LU"	ULDR	CZC$_{MS}$	Codice di ordinazione	P GC34	M GC34	K GC34	N GC34	S GC34	H GC34	DCON$_{MS}$	DCON$_{MS}$"	OAL	OAL"	LF	LF"	LCF	LCF"	PL	PL"	BAR	PSI	BSG
13.49	.531	42.5	1.673	3	14	460.1-1349-041A1-XM	☆	☆	☆	☆	☆	☆	14.0	.551	107	4.213	105.0	4.134	60	2.362	2.0	.079	20	290	DIN 6537 K
13.49	.531	60.8	2.394	4	14	460.1-1349-061A1-XM	☆	☆	☆	☆	☆	☆	14.0	.551	124	4.882	122.0	4.803	77	3.032	2.0	.079	20	290	DIN 6537 L
13.49	.531	110.0	4.331	8	14	460.1-1349-101A1-XM	☆	☆	☆	☆	☆	☆	14.0	.551	202	7.953	200.0	7.874	151	5.945	2.0	.079	20	290	COROMANT
13.50	.531	42.5	1.673	3	14	460.1-1350-041A1-XM	☆	☆	☆	☆	☆	☆	14.0	.551	107	4.213	105.0	4.134	60	2.362	2.0	.079	20	290	DIN 6537 K
13.50	.531	60.8	2.394	4	14	460.1-1350-061A1-XM	☆	☆	☆	☆	☆	☆	14.0	.551	124	4.882	122.0	4.803	77	3.032	2.0	.079	20	290	DIN 6537 L
13.50	.531	110.0	4.331	8	14	460.1-1350-101A1-XM	☆	☆	☆	☆	☆	☆	14.0	.551	202	7.953	200.0	7.874	151	5.945	2.0	.079	20	290	COROMANT
13.65	.537	60.6	2.386	4	14	460.1-1365-061A1-XM	☆	☆	☆	☆	☆	☆	14.0	.551	124	4.882	122.0	4.803	77	3.032	2.0	.079	20	290	DIN 6537 L
13.70	.539	111.6	4.394	8	14	460.1-1370-103A1-XM	☆	☆	☆	☆	☆	☆	14.0	.551	202	7.953	200.0	7.874	151	5.945	2.0	.079	20	290	COROMANT
13.80	.543	43.4	1.709	3	14	460.1-1380-041A1-XM	☆	☆	☆	☆	☆	☆	14.0	.551	107	4.213	104.9	4.130	60	2.362	2.1	.083	20	290	DIN 6537 K
13.80	.543	60.4	2.378	4	14	460.1-1380-062A1-XM	☆	☆	☆	☆	☆	☆	14.0	.551	124	4.882	121.9	4.799	77	3.032	2.1	.083	20	290	DIN 6537 L
13.89	.547	43.3	1.705	3	14	460.1-1389-042A1-XM	☆	☆	☆	☆	☆	☆	14.0	.551	107	4.213	104.9	4.130	60	2.362	2.1	.083	20	290	DIN 6537 K
13.89	.547	60.3	2.374	4	14	460.1-1389-063A1-XM	☆	☆	☆	☆	☆	☆	14.0	.551	124	4.882	121.9	4.799	77	3.032	2.1	.083	20	290	DIN 6537 L
14.00	.551	44.1	1.736	3	14	460.1-1400-042A1-XM	☆	☆	☆	☆	☆	☆	14.0	.551	107	4.213	104.9	4.130	60	2.362	2.1	.083	20	290	DIN 6537 K
14.00	.551	63.0	2.480	4	14	460.1-1400-063A1-XM	☆	☆	☆	☆	☆	☆	14.0	.551	124	4.882	121.9	4.799	77	3.032	2.1	.083	20	290	DIN 6537 L
14.00	.551	114.1	4.492	8	14	460.1-1400-105A1-XM	☆	☆	☆	☆	☆	☆	14.0	.551	202	7.953	199.9	7.870	151	5.945	2.1	.083	20	290	COROMANT
14.10	.555	68.9	2.713	4	16	460.1-1410-063A1-XM	☆	☆	☆	☆	☆	☆	16.0	.630	133	5.236	130.9	5.154	83	3.268	2.1	.083	20	290	DIN 6537 L
14.20	.559	115.7	4.555	8	16	460.1-1420-107A1-XM	☆	☆	☆	☆	☆	☆	16.0	.630	227	8.937	224.9	8.854	172	6.772	2.1	.083	20	290	COROMANT
14.25	.561	44.9	1.768	3	16	460.1-1425-043A1-XM	☆	☆	☆	☆	☆	☆	16.0	.630	115	4.528	112.9	4.445	65	2.559	2.1	.083	20	290	DIN 6537 K
14.25	.561	68.8	2.709	4	16	460.1-1425-071A1-XM	☆	☆	☆	☆	☆	☆	16.0	.630	133	5.236	130.9	5.154	83	3.268	2.1	.083	20	290	DIN 6537 L
14.25	.561	116.1	4.571	8	16	460.1-1425-107A1-XM	☆	☆	☆	☆	☆	☆	16.0	.630	227	8.937	224.9	8.854	172	6.772	2.1	.083	20	290	COROMANT
14.29	.563	45.0	1.772	3	16	460.1-1429-043A1-XM	☆	☆	☆	☆	☆	☆	16.0	.630	115	4.528	112.9	4.445	65	2.559	2.1	.083	20	290	DIN 6537 K
14.29	.563	68.7	2.705	4	16	460.1-1429-072A1-XM	☆	☆	☆	☆	☆	☆	16.0	.630	133	5.236	130.9	5.154	83	3.268	2.1	.083	20	290	DIN 6537 L
14.29	.563	116.4	4.583	8	16	460.1-1429-107A1-XM	☆	☆	☆	☆	☆	☆	16.0	.630	227	8.937	224.9	8.854	172	6.772	2.1	.083	20	290	COROMANT
14.30	.563	68.7	2.705	4	16	460.1-1430-072A1-XM	☆	☆	☆	☆	☆	☆	16.0	.630	133	5.236	130.9	5.154	83	3.268	2.1	.083	20	290	DIN 6537 L
14.50	.571	45.7	1.799	3	16	460.1-1450-044A1-XM	☆	☆	☆	☆	☆	☆	16.0	.630	115	4.528	112.8	4.441	65	2.559	2.2	.087	20	290	DIN 6537 K
14.50	.571	68.5	2.697	4	16	460.1-1450-073A1-XM	☆	☆	☆	☆	☆	☆	16.0	.630	133	5.236	130.8	5.150	83	3.268	2.2	.087	20	290	DIN 6537 L
14.50	.571	118.2	4.654	8	16	460.1-1450-109A1-XM	☆	☆	☆	☆	☆	☆	16.0	.630	227	8.937	224.8	8.850	172	6.772	2.2	.087	20	290	COROMANT
14.60	.575	68.4	2.693	4	16	460.1-1460-073A1-XM	☆	☆	☆	☆	☆	☆	16.0	.630	133	5.236	130.8	5.150	83	3.268	2.2	.087	20	290	DIN 6537 L
14.68	.578	46.2	1.819	3	16	460.1-1468-044A1-XM	☆	☆	☆	☆	☆	☆	16.0	.630	115	4.528	112.8	4.441	65	2.559	2.2	.087	20	290	DIN 6537 K
14.68	.578	68.3	2.689	4	16	460.1-1468-073A1-XM	☆	☆	☆	☆	☆	☆	16.0	.630	133	5.236	130.8	5.150	83	3.268	2.2	.087	20	290	DIN 6537 L
14.70	.579	119.8	4.717	8	16	460.1-1470-110A1-XM	☆	☆	☆	☆	☆	☆	16.0	.630	227	8.937	224.8	8.850	172	6.772	2.2	.087	20	290	COROMANT
14.75	.581	68.3	2.689	4	16	460.1-1475-066A1-XM	☆	☆	☆	☆	☆	☆	16.0	.630	133	5.236	130.8	5.150	83	3.268	2.2	.087	20	290	DIN 6537 L
14.80	.583	46.6	1.835	3	16	460.1-1480-044A1-XM	☆	☆	☆	☆	☆	☆	16.0	.630	115	4.528	112.8	4.441	65	2.559	2.2	.087	20	290	DIN 6537 K
14.80	.583	68.2	2.685	4	16	460.1-1480-067A1-XM	☆	☆	☆	☆	☆	☆	16.0	.630	133	5.236	130.8	5.150	83	3.268	2.2	.087	20	290	DIN 6537 L
15.00	.591	47.2	1.858	3	16	460.1-1500-045A1-XM	☆	☆	☆	☆	☆	☆	16.0	.630	115	4.528	112.8	4.441	65	2.559	2.2	.087	20	290	DIN 6537 K
15.00	.591	68.0	2.677	4	16	460.1-1500-068A1-XM	☆	☆	☆	☆	☆	☆	16.0	.630	133	5.236	130.8	5.150	83	3.268	2.2	.087	20	290	DIN 6537 L
15.00	.591	122.2	4.811	8	16	460.1-1500-113A1-XM	☆	☆	☆	☆	☆	☆	16.0	.630	227	8.937	224.8	8.850	172	6.772	2.2	.087	20	290	COROMANT
15.08	.594	47.5	1.870	3	16	460.1-1508-045A1-XM	☆	☆	☆	☆	☆	☆	16.0	.630	115	4.528	112.8	4.441	65	2.559	2.2	.087	20	290	DIN 6537 K
15.08	.594	67.9	2.673	4	16	460.1-1508-068A1-XM	☆	☆	☆	☆	☆	☆	16.0	.630	133	5.236	130.8	5.150	83	3.268	2.2	.087	20	290	DIN 6537 L
15.08	.594	122.9	4.839	8	16	460.1-1508-113A1-XM	☆	☆	☆	☆	☆	☆	16.0	.630	227	8.937	224.8	8.850	172	6.772	2.2	.087	20	290	COROMANT
15.10	.594	47.6	1.874	3	16	460.1-1510-045A1-XM	☆	☆	☆	☆	☆	☆	16.0	.630	115	4.528	112.7	4.437	65	2.559	2.3	.091	20	290	DIN 6537 K
15.10	.594	67.9	2.673	4	16	460.1-1510-068A1-XM	☆	☆	☆	☆	☆	☆	16.0	.630	133	5.236	130.7	5.146	83	3.268	2.3	.091	20	290	DIN 6537 L
15.10	.594	123.1	4.846	8	16	460.1-1510-113A1-XM	☆	☆	☆	☆	☆	☆	16.0	.630	227	8.937	224.7	8.846	172	6.772	2.3	.091	20	290	COROMANT
15.25	.600	67.8	2.669	4	16	460.1-1525-069A1-XM	☆	☆	☆	☆	☆	☆	16.0	.630	133	5.236	130.7	5.146	83	3.268	2.3	.091	20	290	DIN 6537 L
15.30	.602	67.7	2.665	4	16	460.1-1530-069A1-XM	☆	☆	☆	☆	☆	☆	16.0	.630	133	5.236	130.7	5.146	83	3.268	2.3	.091	20	290	DIN 6537 L
15.50	.610	48.8	1.921	3	16	460.1-1550-047A1-XM	☆	☆	☆	☆	☆	☆	16.0	.630	115	4.528	112.7	4.437	65	2.559	2.3	.091	20	290	DIN 6537 K
15.50	.610	67.5	2.657	4	16	460.1-1550-070A1-XM	☆	☆	☆	☆	☆	☆	16.0	.630	133	5.236	130.7	5.146	83	3.268	2.3	.091	20	290	DIN 6537 L
15.50	.610	126.3	4.972	8	16	460.1-1550-116A1-XM	☆	☆	☆	☆	☆	☆	16.0	.630	227	8.937	224.7	8.846	172	6.772	2.3	.091	20	290	COROMANT
15.60	.614	67.4	2.654	4	16	460.1-1560-070A1-XM	☆	☆	☆	☆	☆	☆	16.0	.630	133	5.236	130.7	5.146	83	3.268	2.3	.091	20	290	DIN 6537 L
15.70	.618	127.9	5.035	8	16	460.1-1570-118A1-XM	☆	☆	☆	☆	☆	☆	16.0	.630	227	8.937	224.7	8.846	172	6.772	2.3	.091	20	290	COROMANT
15.80	.622	49.2	1.937	3	16	460.1-1580-047A1-XM	☆	☆	☆	☆	☆	☆	16.0	.630	115	4.528	112.6	4.433	65	2.559	2.4	.094	20	290	DIN 6537 K
15.80	.622	67.2	2.646	4	16	460.1-1580-071A1-XM	☆	☆	☆	☆	☆	☆	16.0	.630	133	5.236	130.6	5.142	83	3.268	2.4	.094	20	290	DIN 6537 L

Dati di taglio: www.sandvik.coromant.com

E9 E28 E14

CoroDrill® 460-XM, punta in metallo duro integrale

Per applicazioni su diversi materiali

Adduzione interna di refrigerante

TCHA H9
SIG 140°

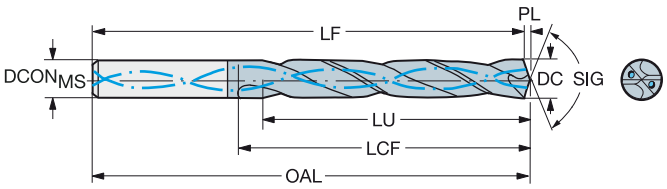

Dimensioni in mm e pollici

DC	DC"	LU	LU"	ULDR	CZC_{MS}	Codice di ordinazione	P GC34	M GC34	K GC34	N GC34	S GC34	H GC34	$DCON_{MS}$	$DCON_{MS}$"	OAL	OAL"	LF	LF"	LCF	LCF"	PL	PL"	BAR	PSI	BSG
15.88	.625	49.1	1.933	3	16	460.1-1588-048A1-XM	☆	☆	☆	☆	☆	☆	16.0	.630	115	4.528	112.6	4.433	65	2.559	2.4	.094	20	290	DIN 6537 K
15.88	.625	67.1	2.642	4	16	460.1-1588-071A1-XM	☆	☆	☆	☆	☆	☆	16.0	.630	133	5.236	130.6	5.142	83	3.268	2.4	.094	20	290	DIN 6537 L
15.88	.625	129.4	5.094	8	16	460.1-1588-119A1-XM	☆	☆	☆	☆	☆	☆	16.0	.630	227	8.937	224.6	8.843	172	6.772	2.4	.094	20	290	COROMANT
16.00	.630	49.0	1.929	3	16	460.1-1600-048A1-XM	☆	☆	☆	☆	☆	☆	16.0	.630	115	4.528	112.6	4.433	65	2.559	2.4	.094	20	290	DIN 6537 K
16.00	.630	67.0	2.638	4	16	460.1-1600-072A1-XM	☆	☆	☆	☆	☆	☆	16.0	.630	133	5.236	130.6	5.142	83	3.268	2.4	.094	20	290	DIN 6537 L
16.00	.630	130.4	5.134	8	16	460.1-1600-120A1-XM	☆	☆	☆	☆	☆	☆	16.0	.630	227	8.937	224.6	8.843	172	6.772	2.4	.094	20	290	COROMANT
16.10	.634	76.9	3.028	4	18	460.1-1610-072A1-XM	☆	☆	☆	☆	☆	☆	18.0	.709	143	5.630	140.6	5.535	93	3.661	2.4	.094	20	290	DIN 6537 L
16.27	.641	51.2	2.016	3	18	460.1-1627-049A1-XM	☆	☆	☆	☆	☆	☆	18.0	.709	123	4.843	120.6	4.748	73	2.874	2.4	.094	20	290	DIN 6537 K
16.27	.641	76.7	3.020	4	18	460.1-1627-081A1-XM	☆	☆	☆	☆	☆	☆	18.0	.709	143	5.630	140.6	5.535	93	3.661	2.4	.094	20	290	DIN 6537 L
16.50	.650	52.0	2.047	3	18	460.1-1650-050A1-XM	☆	☆	☆	☆	☆	☆	18.0	.709	123	4.843	120.5	4.744	73	2.874	2.5	.098	20	290	DIN 6537 K
16.50	.650	76.5	3.012	4	18	460.1-1650-074A1-XM	☆	☆	☆	☆	☆	☆	18.0	.709	143	5.630	140.5	5.532	93	3.661	2.5	.098	20	290	DIN 6537 L
16.67	.656	52.5	2.067	3	18	460.1-1667-050A1-XM	☆	☆	☆	☆	☆	☆	18.0	.709	123	4.843	120.5	4.744	73	2.874	2.5	.098	20	290	DIN 6537 K
16.67	.656	76.3	3.004	4	18	460.1-1667-075A1-XM	☆	☆	☆	☆	☆	☆	18.0	.709	143	5.630	140.5	5.532	93	3.661	2.5	.098	20	290	DIN 6537 L
16.80	.661	76.2	3.000	4	18	460.1-1680-076A1-XM	☆	☆	☆	☆	☆	☆	18.0	.709	143	5.630	140.5	5.532	93	3.661	2.5	.098	20	290	DIN 6537 L
17.00	.669	53.5	2.106	3	18	460.1-1700-051A1-XM	☆	☆	☆	☆	☆	☆	18.0	.709	123	4.843	120.5	4.744	73	2.874	2.5	.098	20	290	DIN 6537 K
17.00	.669	76.0	2.992	4	18	460.1-1700-077A1-XM	☆	☆	☆	☆	☆	☆	18.0	.709	143	5.630	140.5	5.532	93	3.661	2.5	.098	20	290	DIN 6537 L
17.00	.669	138.5	5.453	8	18	460.1-1700-128A1-XM	☆	☆	☆	☆	☆	☆	18.0	.709	246	9.685	243.5	9.587	194	7.638	2.5	.098	20	290	COROMANT
17.07	.672	53.7	2.114	3	18	460.1-1707-051A1-XM	☆	☆	☆	☆	☆	☆	18.0	.709	123	4.843	120.5	4.744	73	2.874	2.5	.098	20	290	DIN 6537 K
17.07	.672	75.9	2.988	4	18	460.1-1707-077A1-XM	☆	☆	☆	☆	☆	☆	18.0	.709	143	5.630	140.5	5.532	93	3.661	2.5	.098	20	290	DIN 6537 L
17.46	.687	75.5	2.972	4	18	460.1-1746-079A1-XM	☆	☆	☆	☆	☆	☆	18.0	.709	143	5.630	140.4	5.528	93	3.661	2.6	.102	20	290	DIN 6537 L
17.50	.689	55.1	2.169	3	18	460.1-1750-053A1-XM	☆	☆	☆	☆	☆	☆	18.0	.709	123	4.843	120.4	4.740	73	2.874	2.6	.102	20	290	DIN 6537 K
17.50	.689	75.5	2.972	4	18	460.1-1750-079A1-XM	☆	☆	☆	☆	☆	☆	18.0	.709	143	5.630	140.4	5.528	93	3.661	2.6	.102	20	290	DIN 6537 L
17.50	.689	142.6	5.614	8	18	460.1-1750-131A1-XM	☆	☆	☆	☆	☆	☆	18.0	.709	246	9.685	243.4	9.583	194	7.638	2.6	.102	20	290	COROMANT
17.80	.701	75.2	2.961	4	18	460.1-1780-080A1-XM	☆	☆	☆	☆	☆	☆	18.0	.709	143	5.630	140.3	5.524	93	3.661	2.7	.106	20	290	DIN 6537 L
17.86	.703	55.1	2.169	3	18	460.1-1786-054A1-XM	☆	☆	☆	☆	☆	☆	18.0	.709	123	4.843	120.3	4.736	73	2.874	2.7	.106	20	290	DIN 6537 K
18.00	.709	56.7	2.232	3	18	460.1-1800-054A1-XM	☆	☆	☆	☆	☆	☆	18.0	.709	123	4.843	120.3	4.736	73	2.874	2.7	.106	20	290	DIN 6537 K
18.00	.709	78.6	3.094	4	18	460.1-1800-081A1-XM	☆	☆	☆	☆	☆	☆	18.0	.709	143	5.630	140.3	5.524	93	3.661	2.7	.106	20	290	DIN 6537 L
18.00	.709	146.7	5.776	8	18	460.1-1800-135A1-XM	☆	☆	☆	☆	☆	☆	18.0	.709	246	9.685	243.3	9.579	194	7.638	2.7	.106	20	290	COROMANT
18.26	.719	57.5	2.264	3	20	460.1-1826-055A1-XM	☆	☆	☆	☆	☆	☆	20.0	.787	131	5.157	128.3	5.051	79	3.110	2.7	.106	20	290	DIN 6537 K
18.26	.719	86.4	3.402	4	20	460.1-1826-082A1-XM	☆	☆	☆	☆	☆	☆	20.0	.787	153	6.024	150.3	5.917	101	3.976	2.7	.106	20	290	DIN 6537 L
18.50	.728	58.3	2.295	3	20	460.1-1850-056A1-XM	☆	☆	☆	☆	☆	☆	20.0	.787	131	5.157	128.2	5.047	79	3.110	2.8	.110	20	290	DIN 6537 K
18.50	.728	86.2	3.394	4	20	460.1-1850-083A1-XM	☆	☆	☆	☆	☆	☆	20.0	.787	153	6.024	150.2	5.913	101	3.976	2.8	.110	20	290	DIN 6537 L
18.65	.734	58.7	2.311	3	20	460.1-1865-056A1-XM	☆	☆	☆	☆	☆	☆	20.0	.787	131	5.157	128.2	5.047	79	3.110	2.8	.110	20	290	DIN 6537 K
18.65	.734	86.1	3.390	4	20	460.1-1865-084A1-XM	☆	☆	☆	☆	☆	☆	20.0	.787	153	6.024	150.2	5.913	101	3.976	2.8	.110	20	290	DIN 6537 L
18.80	.740	59.2	2.331	3	20	460.1-1880-056A1-XM	☆	☆	☆	☆	☆	☆	20.0	.787	131	5.157	128.2	5.047	79	3.110	2.8	.110	20	290	DIN 6537 K
19.00	.748	59.8	2.354	3	20	460.1-1900-057A1-XM	☆	☆	☆	☆	☆	☆	20.0	.787	131	5.157	128.2	5.047	79	3.110	2.8	.110	20	290	DIN 6537 K
19.00	.748	85.8	3.378	4	20	460.1-1900-086A1-XM	☆	☆	☆	☆	☆	☆	20.0	.787	153	6.024	150.2	5.913	101	3.976	2.8	.110	20	290	DIN 6537 L
19.00	.748	154.8	6.094	8	20	460.1-1900-143A1-XM	☆	☆	☆	☆	☆	☆	20.0	.787	269	10.591	266.2	10.480	215	8.465	2.8	.110	20	290	COROMANT
19.05	.750	60.0	2.362	3	20	460.1-1905-057A1-XM	☆	☆	☆	☆	☆	☆	20.0	.787	131	5.157	128.2	5.047	79	3.110	2.8	.110	20	290	DIN 6537 K
19.05	.750	85.8	3.378	4	20	460.1-1905-086A1-XM	☆	☆	☆	☆	☆	☆	20.0	.787	153	6.024	150.2	5.913	101	3.976	2.8	.110	20	290	DIN 6537 L
19.25	.758	85.6	3.370	4	20	460.1-1925-087A1-XM	☆	☆	☆	☆	☆	☆	20.0	.787	153	6.024	150.1	5.909	101	3.976	2.9	.114	20	290	DIN 6537 L
19.50	.768	61.4	2.417	3	20	460.1-1950-059A1-XM	☆	☆	☆	☆	☆	☆	20.0	.787	131	5.157	128.1	5.043	79	3.110	2.9	.114	20	290	DIN 6537 K
19.50	.768	85.4	3.362	4	20	460.1-1950-088A1-XM	☆	☆	☆	☆	☆	☆	20.0	.787	153	6.024	150.1	5.909	101	3.976	2.9	.114	20	290	DIN 6537 L
19.50	.768	158.9	6.256	8	20	460.1-1950-146A1-XM	☆	☆	☆	☆	☆	☆	20.0	.787	269	10.591	266.1	10.476	215	8.465	2.9	.114	20	290	COROMANT
19.80	.780	62.4	2.457	3	20	460.1-1980-059A1-XM	☆	☆	☆	☆	☆	☆	20.0	.787	131	5.157	128.0	5.039	79	3.110	3.0	.118	20	290	DIN 6537 K
19.80	.780	85.2	3.354	4	20	460.1-1980-089A1-XM	☆	☆	☆	☆	☆	☆	20.0	.787	153	6.024	150.0	5.906	101	3.976	3.0	.118	20	290	DIN 6537 L
20.00	.787	63.0	2.480	3	20	460.1-2000-060A1-XM	☆	☆	☆	☆	☆	☆	20.0	.787	131	5.157	128.0	5.039	79	3.110	3.0	.118	20	290	DIN 6537 K
20.00	.787	85.0	3.346	4	20	460.1-2000-090A1-XM	☆	☆	☆	☆	☆	☆	20.0	.787	153	6.024	150.0	5.906	101	3.976	3.0	.118	20	290	DIN 6537 L
20.00	.787	163.0	6.417	8	20	460.1-2000-150A1-XM	☆	☆	☆	☆	☆	☆	20.0	.787	269	10.591	266.0	10.472	215	8.465	3.0	.118	20	290	COROMANT

Dati di taglio: www.sandvik.coromant.com

E9 E28 E14

ITA

CoroDrill® 460-XM, punta in metallo duro integrale

Per applicazioni su diversi materiali

Adduzione esterna di refrigerante

TCHA H9
SIG 140°

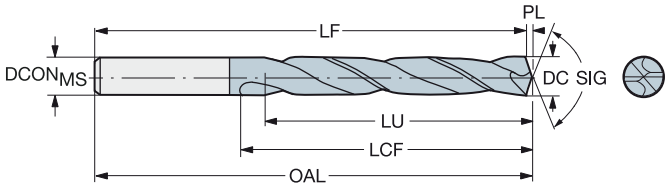

Dimensioni in mm e pollici

DC	DC"	LU	LU"	ULDR	CZCMS	Codice di ordinazione	P GC34	M GC34	K GC34	N GC34	S GC34	H GC34	DCONMS	DCONMS"	OAL	OAL"	LF	LF"	LCF	LCF"	PL	PL"	BSG
3.00	.118	9.4	.370	3	6	460.1-0300-009A0-XM	☆	☆	☆	☆	☆	☆	6.0	.236	62	2.441	61.6	2.425	20	.787	0.4	.016	DIN 6537 K
3.00	.118	15.4	.606	5	6	460.1-0300-015A0-XM	☆	☆	☆	☆	☆	☆	6.0	.236	66	2.598	65.6	2.583	28	1.102	0.4	.016	DIN 6537 L
3.10	.122	9.7	.382	3	6	460.1-0310-009A0-XM	☆	☆	☆	☆	☆	☆	6.0	.236	62	2.441	61.6	2.425	20	.787	0.4	.016	DIN 6537 K
3.10	.122	15.9	.626	5	6	460.1-0310-016A0-XM	☆	☆	☆	☆	☆	☆	6.0	.236	66	2.598	65.6	2.583	28	1.102	0.4	.016	DIN 6537 L
3.18	.125	10.0	.394	3	6	460.1-0318-010A0-XM	☆	☆	☆	☆	☆	☆	6.0	.236	62	2.441	61.5	2.421	20	.787	0.5	.020	DIN 6537 K
3.18	.125	16.3	.642	5	6	460.1-0318-016A0-XM	☆	☆	☆	☆	☆	☆	6.0	.236	66	2.598	65.5	2.579	28	1.102	0.5	.020	DIN 6537 L
3.20	.126	10.1	.398	3	6	460.1-0320-010A0-XM	☆	☆	☆	☆	☆	☆	6.0	.236	62	2.441	61.5	2.421	20	.787	0.5	.020	DIN 6537 K
3.20	.126	16.5	.650	5	6	460.1-0320-016A0-XM	☆	☆	☆	☆	☆	☆	6.0	.236	66	2.598	65.5	2.579	28	1.102	0.5	.020	DIN 6537 L
3.30	.130	10.4	.409	3	6	460.1-0330-010A0-XM	☆	☆	☆	☆	☆	☆	6.0	.236	62	2.441	61.5	2.421	20	.787	0.5	.020	DIN 6537 K
3.30	.130	17.0	.669	5	6	460.1-0330-017A0-XM	☆	☆	☆	☆	☆	☆	6.0	.236	66	2.598	65.5	2.579	28	1.102	0.5	.020	DIN 6537 L
3.40	.134	10.7	.421	3	6	460.1-0340-010A0-XM	☆	☆	☆	☆	☆	☆	6.0	.236	62	2.441	61.5	2.421	20	.787	0.5	.020	DIN 6537 K
3.40	.134	17.5	.689	5	6	460.1-0340-017A0-XM	☆	☆	☆	☆	☆	☆	6.0	.236	66	2.598	65.5	2.579	28	1.102	0.5	.020	DIN 6537 L
3.50	.138	11.0	.433	3	6	460.1-0350-011A0-XM	☆	☆	☆	☆	☆	☆	6.0	.236	62	2.441	61.5	2.421	20	.787	0.5	.020	DIN 6537 K
3.50	.138	18.0	.709	5	6	460.1-0350-018A0-XM	☆	☆	☆	☆	☆	☆	6.0	.236	66	2.598	65.5	2.579	28	1.102	0.5	.020	DIN 6537 L
3.57	.141	11.2	.441	3	6	460.1-0357-011A0-XM	☆	☆	☆	☆	☆	☆	6.0	.236	62	2.441	61.5	2.421	20	.787	0.5	.020	DIN 6537 K
3.60	.142	11.3	.445	3	6	460.1-0360-011A0-XM	☆	☆	☆	☆	☆	☆	6.0	.236	62	2.441	61.5	2.421	20	.787	0.5	.020	DIN 6537 K
3.70	.146	11.6	.457	3	6	460.1-0370-011A0-XM	☆	☆	☆	☆	☆	☆	6.0	.236	62	2.441	61.5	2.421	20	.787	0.5	.020	DIN 6537 K
3.70	.146	19.0	.748	5	6	460.1-0370-019A0-XM	☆	☆	☆	☆	☆	☆	6.0	.236	66	2.598	65.5	2.579	28	1.102	0.5	.020	DIN 6537 L
3.80	.150	11.9	.469	3	6	460.1-0380-011A0-XM	☆	☆	☆	☆	☆	☆	6.0	.236	66	2.598	65.5	2.579	24	.945	0.5	.020	DIN 6537 K
3.80	.150	19.5	.768	5	6	460.1-0380-019A0-XM	☆	☆	☆	☆	☆	☆	6.0	.236	74	2.913	73.5	2.894	36	1.417	0.5	.020	DIN 6537 L
3.90	.154	12.3	.484	3	6	460.1-0390-012A0-XM	☆	☆	☆	☆	☆	☆	6.0	.236	66	2.598	65.4	2.575	24	.945	0.6	.024	DIN 6537 K
3.97	.156	12.5	.492	3	6	460.1-0397-012A0-XM	☆	☆	☆	☆	☆	☆	6.0	.236	66	2.598	65.4	2.575	24	.945	0.6	.024	DIN 6537 K
3.97	.156	20.4	.803	5	6	460.1-0397-020A0-XM	☆	☆	☆	☆	☆	☆	6.0	.236	74	2.913	73.4	2.890	36	1.417	0.6	.024	DIN 6537 L
4.00	.157	12.6	.496	3	6	460.1-0400-012A0-XM	☆	☆	☆	☆	☆	☆	6.0	.236	66	2.598	65.4	2.575	24	.945	0.6	.024	DIN 6537 K
4.00	.157	20.6	.811	5	6	460.1-0400-020A0-XM	☆	☆	☆	☆	☆	☆	6.0	.236	74	2.913	73.4	2.890	36	1.417	0.6	.024	DIN 6537 L
4.10	.161	12.9	.508	3	6	460.1-0410-012A0-XM	☆	☆	☆	☆	☆	☆	6.0	.236	66	2.598	65.4	2.575	24	.945	0.6	.024	DIN 6537 K
4.10	.161	21.1	.831	5	6	460.1-0410-021A0-XM	☆	☆	☆	☆	☆	☆	6.0	.236	74	2.913	73.4	2.890	36	1.417	0.6	.024	DIN 6537 L
4.20	.165	13.2	.520	3	6	460.1-0420-013A0-XM	☆	☆	☆	☆	☆	☆	6.0	.236	66	2.598	65.4	2.575	24	.945	0.6	.024	DIN 6537 K
4.20	.165	21.6	.850	5	6	460.1-0420-021A0-XM	☆	☆	☆	☆	☆	☆	6.0	.236	74	2.913	73.4	2.890	36	1.417	0.6	.024	DIN 6537 L
4.30	.169	13.5	.531	3	6	460.1-0430-013A0-XM	☆	☆	☆	☆	☆	☆	6.0	.236	66	2.598	65.4	2.575	24	.945	0.6	.024	DIN 6537 K
4.30	.169	22.1	.870	5	6	460.1-0430-022A0-XM	☆	☆	☆	☆	☆	☆	6.0	.236	74	2.913	73.4	2.890	36	1.417	0.6	.024	DIN 6537 L
4.37	.172	13.7	.539	3	6	460.1-0437-013A0-XM	☆	☆	☆	☆	☆	☆	6.0	.236	66	2.598	65.4	2.575	24	.945	0.6	.024	DIN 6537 K
4.37	.172	22.5	.886	5	6	460.1-0437-022A0-XM	☆	☆	☆	☆	☆	☆	6.0	.236	74	2.913	73.4	2.890	36	1.417	0.6	.024	DIN 6537 L
4.40	.173	13.8	.543	3	6	460.1-0440-013A0-XM	☆	☆	☆	☆	☆	☆	6.0	.236	66	2.598	65.4	2.575	24	.945	0.6	.024	DIN 6537 K
4.40	.173	22.6	.890	5	6	460.1-0440-022A0-XM	☆	☆	☆	☆	☆	☆	6.0	.236	74	2.913	73.4	2.890	36	1.417	0.6	.024	DIN 6537 L
4.50	.177	14.2	.559	3	6	460.1-0450-014A0-XM	☆	☆	☆	☆	☆	☆	6.0	.236	66	2.598	65.3	2.571	24	.945	0.7	.028	DIN 6537 K
4.50	.177	23.2	.913	5	6	460.1-0450-023A0-XM	☆	☆	☆	☆	☆	☆	6.0	.236	74	2.913	73.3	2.886	36	1.417	0.7	.028	DIN 6537 L
4.60	.181	14.5	.571	3	6	460.1-0460-014A0-XM	☆	☆	☆	☆	☆	☆	6.0	.236	66	2.598	65.3	2.571	24	.945	0.7	.028	DIN 6537 K
4.60	.181	23.7	.933	5	6	460.1-0460-023A0-XM	☆	☆	☆	☆	☆	☆	6.0	.236	74	2.913	73.3	2.886	36	1.417	0.7	.028	DIN 6537 L
4.70	.185	14.6	.575	3	6	460.1-0470-014A0-XM	☆	☆	☆	☆	☆	☆	6.0	.236	66	2.598	65.3	2.571	24	.945	0.7	.028	DIN 6537 K
4.70	.185	24.2	.953	5	6	460.1-0470-024A0-XM	☆	☆	☆	☆	☆	☆	6.0	.236	74	2.913	73.3	2.886	36	1.417	0.7	.028	DIN 6537 L
4.76	.187	15.0	.591	3	6	460.1-0476-014A0-XM	☆	☆	☆	☆	☆	☆	6.0	.236	66	2.598	65.3	2.571	28	1.102	0.7	.028	DIN 6537 K
4.76	.187	24.5	.965	5	6	460.1-0476-024A0-XM	☆	☆	☆	☆	☆	☆	6.0	.236	82	3.228	81.3	3.201	44	1.732	0.7	.028	DIN 6537 L
4.80	.189	15.1	.594	3	6	460.1-0480-014A0-XM	☆	☆	☆	☆	☆	☆	6.0	.236	66	2.598	65.3	2.571	28	1.102	0.7	.028	DIN 6537 K
4.80	.189	24.7	.972	5	6	460.1-0480-024A0-XM	☆	☆	☆	☆	☆	☆	6.0	.236	82	3.228	81.3	3.201	44	1.732	0.7	.028	DIN 6537 L
4.90	.193	15.4	.606	3	6	460.1-0490-015A0-XM	☆	☆	☆	☆	☆	☆	6.0	.236	66	2.598	65.3	2.571	28	1.102	0.7	.028	DIN 6537 K
4.90	.193	25.2	.992	5	6	460.1-0490-025A0-XM	☆	☆	☆	☆	☆	☆	6.0	.236	82	3.228	81.3	3.201	44	1.732	0.7	.028	DIN 6537 L
5.00	.197	15.7	.618	3	6	460.1-0500-015A0-XM	☆	☆	☆	☆	☆	☆	6.0	.236	66	2.598	65.3	2.571	28	1.102	0.7	.028	DIN 6537 K
5.00	.197	25.7	1.012	5	6	460.1-0500-025A0-XM	☆	☆	☆	☆	☆	☆	6.0	.236	82	3.228	81.3	3.201	44	1.732	0.7	.028	DIN 6537 L
5.10	.201	16.0	.630	3	6	460.1-0510-015A0-XM	☆	☆	☆	☆	☆	☆	6.0	.236	66	2.598	65.3	2.571	28	1.102	0.7	.028	DIN 6537 K
5.10	.201	26.2	1.032	5	6	460.1-0510-026A0-XM	☆	☆	☆	☆	☆	☆	6.0	.236	82	3.228	81.3	3.201	44	1.732	0.7	.028	DIN 6537 L

Dati di taglio: www.sandvik.coromant.com

E9 E14

CoroDrill® 460-XM, punta in metallo duro integrale

Per applicazioni su diversi materiali

Adduzione esterna di refrigerante

TCHA H9
SIG 140°

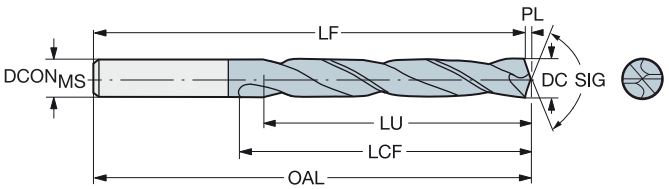

Dimensioni in mm e pollici

DC	DC"	LU	LU"	ULDR	CZC_{MS}	Codice di ordinazione	P GC34	M GC34	K GC34	N GC34	S GC34	H GC34	$DCON_{MS}$	$DCON_{MS}$"	OAL	OAL"	LF	LF"	LCF	LCF"	PL	PL"	BSG
5.16	.203	16.2	.638	3	6	460.1-0516-016A0-XM	☆	☆	☆	☆	☆	☆	6.0	.236	66	2.598	65.2	2.567	28	1.102	0.8	.031	DIN 6537 K
5.16	.203	26.5	1.043	5	6	460.1-0516-026A0-XM	☆	☆	☆	☆	☆	☆	6.0	.236	82	3.228	81.2	3.197	44	1.732	0.8	.031	DIN 6537 L
5.20	.205	16.4	.646	3	6	460.1-0520-016A0-XM	☆	☆	☆	☆	☆	☆	6.0	.236	66	2.598	65.2	2.567	28	1.102	0.8	.031	DIN 6537 K
5.20	.205	26.8	1.055	5	6	460.1-0520-026A0-XM	☆	☆	☆	☆	☆	☆	6.0	.236	82	3.228	81.2	3.197	44	1.732	0.8	.031	DIN 6537 L
5.50	.217	17.3	.681	3	6	460.1-0550-017A0-XM	☆	☆	☆	☆	☆	☆	6.0	.236	66	2.598	65.2	2.567	28	1.102	0.8	.031	DIN 6537 K
5.50	.217	28.3	1.114	5	6	460.1-0550-028A0-XM	☆	☆	☆	☆	☆	☆	6.0	.236	82	3.228	81.2	3.197	44	1.732	0.8	.031	DIN 6537 L
5.56	.219	17.5	.689	3	6	460.1-0556-017A0-XM	☆	☆	☆	☆	☆	☆	6.0	.236	66	2.598	65.2	2.567	28	1.102	0.8	.031	DIN 6537 K
5.56	.219	28.6	1.126	5	6	460.1-0556-028A0-XM	☆	☆	☆	☆	☆	☆	6.0	.236	82	3.228	81.2	3.197	44	1.732	0.8	.031	DIN 6537 L
5.60	.220	17.6	.693	3	6	460.1-0560-017A0-XM	☆	☆	☆	☆	☆	☆	6.0	.236	66	2.598	65.2	2.567	28	1.102	0.8	.031	DIN 6537 K
5.60	.220	28.8	1.134	5	6	460.1-0560-028A0-XM	☆	☆	☆	☆	☆	☆	6.0	.236	82	3.228	81.2	3.197	44	1.732	0.8	.031	DIN 6537 L
5.80	.228	17.6	.693	3	6	460.1-0580-017A0-XM	☆	☆	☆	☆	☆	☆	6.0	.236	66	2.598	65.1	2.563	28	1.102	0.9	.035	DIN 6537 K
5.80	.228	29.9	1.177	5	6	460.1-0580-029A0-XM	☆	☆	☆	☆	☆	☆	6.0	.236	82	3.228	81.1	3.193	44	1.732	0.9	.035	DIN 6537 L
5.95	.234	17.3	.681	2	6	460.1-0595-018A0-XM	☆	☆	☆	☆	☆	☆	6.0	.236	66	2.598	65.1	2.563	28	1.102	0.9	.035	DIN 6537 K
5.95	.234	30.6	1.205	5	6	460.1-0595-030A0-XM	☆	☆	☆	☆	☆	☆	6.0	.236	82	3.228	81.1	3.193	44	1.732	0.9	.035	DIN 6537 L
6.00	.236	18.9	.744	3	6	460.1-0600-018A0-XM	☆	☆	☆	☆	☆	☆	6.0	.236	66	2.598	65.1	2.563	28	1.102	0.9	.035	DIN 6537 K
6.00	.236	30.9	1.217	5	6	460.1-0600-030A0-XM	☆	☆	☆	☆	☆	☆	6.0	.236	82	3.228	81.1	3.193	44	1.732	0.9	.035	DIN 6537 L
6.10	.240	19.2	.756	3	8	460.1-0610-018A0-XM	☆	☆	☆	☆	☆	☆	8.0	.315	79	3.110	78.1	3.075	34	1.339	0.9	.035	DIN 6537 K
6.10	.240	31.4	1.236	5	8	460.1-0610-031A0-XM	☆	☆	☆	☆	☆	☆	8.0	.315	91	3.583	90.1	3.547	53	2.087	0.9	.035	DIN 6537 L
6.20	.244	19.5	.768	3	8	460.1-0620-019A0-XM	☆	☆	☆	☆	☆	☆	8.0	.315	79	3.110	78.1	3.075	34	1.339	0.9	.035	DIN 6537 K
6.20	.244	31.9	1.256	5	8	460.1-0620-031A0-XM	☆	☆	☆	☆	☆	☆	8.0	.315	91	3.583	90.1	3.547	53	2.087	0.9	.035	DIN 6537 L
6.30	.248	19.8	.780	3	8	460.1-0630-019A0-XM	☆	☆	☆	☆	☆	☆	8.0	.315	79	3.110	78.1	3.075	34	1.339	0.9	.035	DIN 6537 K
6.35	.250	20.0	.787	3	8	460.1-0635-019A0-XM	☆	☆	☆	☆	☆	☆	8.0	.315	79	3.110	78.1	3.075	34	1.339	0.9	.035	DIN 6537 K
6.35	.250	32.7	1.287	5	8	460.1-0635-032A0-XM	☆	☆	☆	☆	☆	☆	8.0	.315	91	3.583	90.1	3.547	53	2.087	0.9	.035	DIN 6537 L
6.40	.252	20.1	.791	3	8	460.1-0640-019A0-XM	☆	☆	☆	☆	☆	☆	8.0	.315	79	3.110	78.1	3.075	34	1.339	0.9	.035	DIN 6537 K
6.50	.256	20.5	.807	3	8	460.1-0650-020A0-XM	☆	☆	☆	☆	☆	☆	8.0	.315	79	3.110	78.0	3.071	34	1.339	1.0	.039	DIN 6537 K
6.50	.256	33.5	1.319	5	8	460.1-0650-033A0-XM	☆	☆	☆	☆	☆	☆	8.0	.315	91	3.583	90.0	3.543	53	2.087	1.0	.039	DIN 6537 L
6.60	.260	20.8	.819	3	8	460.1-0660-020A0-XM	☆	☆	☆	☆	☆	☆	8.0	.315	79	3.110	78.0	3.071	34	1.339	1.0	.039	DIN 6537 K
6.60	.260	34.0	1.339	5	8	460.1-0660-033A0-XM	☆	☆	☆	☆	☆	☆	8.0	.315	91	3.583	90.0	3.543	53	2.087	1.0	.039	DIN 6537 L
6.70	.264	21.1	.831	3	8	460.1-0670-020A0-XM	☆	☆	☆	☆	☆	☆	8.0	.315	79	3.110	78.0	3.071	34	1.339	1.0	.039	DIN 6537 K
6.70	.264	34.5	1.358	5	8	460.1-0670-034A0-XM	☆	☆	☆	☆	☆	☆	8.0	.315	91	3.583	90.0	3.543	53	2.087	1.0	.039	DIN 6537 L
6.75	.266	21.2	.835	3	8	460.1-0675-020A0-XM	☆	☆	☆	☆	☆	☆	8.0	.315	79	3.110	78.0	3.071	34	1.339	1.0	.039	DIN 6537 K
6.75	.266	34.7	1.366	5	8	460.1-0675-034A0-XM	☆	☆	☆	☆	☆	☆	8.0	.315	91	3.583	90.0	3.543	53	2.087	1.0	.039	DIN 6537 L
6.80	.268	21.4	.843	3	8	460.1-0680-020A0-XM	☆	☆	☆	☆	☆	☆	8.0	.315	79	3.110	78.0	3.071	34	1.339	1.0	.039	DIN 6537 K
6.80	.268	35.0	1.378	5	8	460.1-0680-034A0-XM	☆	☆	☆	☆	☆	☆	8.0	.315	91	3.583	90.0	3.543	53	2.087	1.0	.039	DIN 6537 L
6.90	.272	21.7	.854	3	8	460.1-0690-021A0-XM	☆	☆	☆	☆	☆	☆	8.0	.315	79	3.110	78.0	3.071	34	1.339	1.0	.039	DIN 6537 K
6.90	.272	35.5	1.398	5	8	460.1-0690-035A0-XM	☆	☆	☆	☆	☆	☆	8.0	.315	91	3.583	90.0	3.543	53	2.087	1.0	.039	DIN 6537 L
7.00	.276	22.0	.866	3	8	460.1-0700-021A0-XM	☆	☆	☆	☆	☆	☆	8.0	.315	79	3.110	78.0	3.071	34	1.339	1.0	.039	DIN 6537 K
7.00	.276	36.0	1.417	5	8	460.1-0700-035A0-XM	☆	☆	☆	☆	☆	☆	8.0	.315	91	3.583	90.0	3.543	53	2.087	1.0	.039	DIN 6537 L
7.10	.280	22.3	.878	3	8	460.1-0710-021A0-XM	☆	☆	☆	☆	☆	☆	8.0	.315	79	3.110	78.0	3.071	41	1.614	1.0	.039	DIN 6537 K
7.14	.281	22.5	.886	3	8	460.1-0714-021A0-XM	☆	☆	☆	☆	☆	☆	8.0	.315	79	3.110	77.9	3.067	41	1.614	1.1	.043	DIN 6537 K
7.14	.281	36.8	1.449	5	8	460.1-0714-036A0-XM	☆	☆	☆	☆	☆	☆	8.0	.315	91	3.583	89.9	3.539	53	2.087	1.1	.043	DIN 6537 L
7.30	.287	23.0	.906	3	8	460.1-0730-022A0-XM	☆	☆	☆	☆	☆	☆	8.0	.315	79	3.110	77.9	3.067	41	1.614	1.1	.043	DIN 6537 K
7.30	.287	37.6	1.480	5	8	460.1-0730-037A0-XM	☆	☆	☆	☆	☆	☆	8.0	.315	91	3.583	89.9	3.539	53	2.087	1.1	.043	DIN 6537 L
7.40	.291	23.3	.917	3	8	460.1-0740-022A0-XM	☆	☆	☆	☆	☆	☆	8.0	.315	79	3.110	77.9	3.067	41	1.614	1.1	.043	DIN 6537 K
7.40	.291	38.1	1.500	5	8	460.1-0740-037A0-XM	☆	☆	☆	☆	☆	☆	8.0	.315	91	3.583	89.9	3.539	53	2.087	1.1	.043	DIN 6537 L
7.50	.295	23.6	.929	3	8	460.1-0750-023A0-XM	☆	☆	☆	☆	☆	☆	8.0	.315	79	3.110	77.9	3.067	41	1.614	1.1	.043	DIN 6537 K
7.50	.295	38.6	1.520	5	8	460.1-0750-038A0-XM	☆	☆	☆	☆	☆	☆	8.0	.315	91	3.583	89.9	3.539	53	2.087	1.1	.043	DIN 6537 L
7.54	.297	23.7	.933	3	8	460.1-0754-023A0-XM	☆	☆	☆	☆	☆	☆	8.0	.315	79	3.110	77.9	3.067	41	1.614	1.1	.043	DIN 6537 K
7.54	.297	38.8	1.528	5	8	460.1-0754-038A0-XM	☆	☆	☆	☆	☆	☆	8.0	.315	91	3.583	89.9	3.539	53	2.087	1.1	.043	DIN 6537 L
7.70	.303	24.2	.953	3	8	460.1-0770-023A0-XM	☆	☆	☆	☆	☆	☆	8.0	.315	79	3.110	77.9	3.067	41	1.614	1.1	.043	DIN 6537 K
7.80	.307	24.6	.969	3	8	460.1-0780-023A0-XM	☆	☆	☆	☆	☆	☆	8.0	.315	79	3.110	77.8	3.063	41	1.614	1.2	.047	DIN 6537 K
7.80	.307	40.2	1.583	5	8	460.1-0780-039A0-XM	☆	☆	☆	☆	☆	☆	8.0	.315	91	3.583	89.8	3.535	53	2.087	1.2	.047	DIN 6537 L

Dati di taglio: www.sandvik.coromant.com

E9 E14

CoroDrill® 460-XM, punta in metallo duro integrale

Per applicazioni su diversi materiali

Adduzione esterna di refrigerante

TCHA H9
SIG 140°

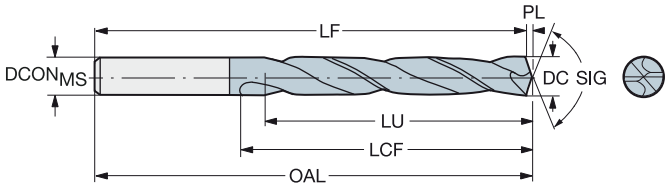

Dimensioni in mm e pollici

DC	DC"	LU	LU"	ULDR	CZCMS	Codice di ordinazione	P GC34	M GC34	K GC34	N GC34	S GC34	H GC34	DCONMS	DCONMS"	OAL	OAL"	LF	LF"	LCF	LCF"	PL	PL"	BSG
7.90	.311	24.9	.980	3	8	460.1-0790-024A0-XM	☆	☆	☆	☆	☆	☆	8.0	.315	79	3.110	77.8	3.063	41	1.614	1.2	.047	DIN 6537 K
7.90	.311	40.7	1.602	5	8	460.1-0790-040A0-XM	☆	☆	☆	☆	☆	☆	8.0	.315	91	3.583	89.8	3.535	53	2.087	1.2	.047	DIN 6537 L
7.94	.313	25.0	.984	3	8	460.1-0794-024A0-XM	☆	☆	☆	☆	☆	☆	8.0	.315	79	3.110	77.8	3.063	41	1.614	1.2	.047	DIN 6537 K
7.94	.313	40.9	1.610	5	8	460.1-0794-040A0-XM	☆	☆	☆	☆	☆	☆	8.0	.315	91	3.583	89.8	3.535	53	2.087	1.2	.047	DIN 6537 L
8.00	.315	25.2	.992	3	8	460.1-0800-024A0-XM	☆	☆	☆	☆	☆	☆	8.0	.315	79	3.110	77.8	3.063	41	1.614	1.2	.047	DIN 6537 K
8.00	.315	41.2	1.622	5	8	460.1-0800-040A0-XM	☆	☆	☆	☆	☆	☆	8.0	.315	91	3.583	89.8	3.535	53	2.087	1.2	.047	DIN 6537 L
8.10	.319	25.5	1.004	3	10	460.1-0810-024A0-XM	☆	☆	☆	☆	☆	☆	10.0	.394	89	3.504	87.8	3.457	47	1.850	1.2	.047	DIN 6537 K
8.10	.319	41.7	1.642	5	10	460.1-0810-041A0-XM	☆	☆	☆	☆	☆	☆	10.0	.394	103	4.055	101.8	4.008	61	2.402	1.2	.047	DIN 6537 L
8.20	.323	25.8	1.016	3	10	460.1-0820-025A0-XM	☆	☆	☆	☆	☆	☆	10.0	.394	89	3.504	87.8	3.457	47	1.850	1.2	.047	DIN 6537 K
8.20	.323	42.2	1.661	5	10	460.1-0820-041A0-XM	☆	☆	☆	☆	☆	☆	10.0	.394	103	4.055	101.8	4.008	61	2.402	1.2	.047	DIN 6537 L
8.33	.328	26.2	1.032	3	10	460.1-0833-025A0-XM	☆	☆	☆	☆	☆	☆	10.0	.394	89	3.504	87.8	3.457	47	1.850	1.2	.047	DIN 6537 K
8.40	.331	26.4	1.039	3	10	460.1-0840-025A0-XM	☆	☆	☆	☆	☆	☆	10.0	.394	89	3.504	87.8	3.457	47	1.850	1.2	.047	DIN 6537 K
8.40	.331	43.2	1.701	5	10	460.1-0840-042A0-XM	☆	☆	☆	☆	☆	☆	10.0	.394	103	4.055	101.8	4.008	61	2.402	1.2	.047	DIN 6537 L
8.50	.335	26.8	1.055	3	10	460.1-0850-026A0-XM	☆	☆	☆	☆	☆	☆	10.0	.394	89	3.504	87.7	3.453	47	1.850	1.3	.051	DIN 6537 K
8.50	.335	43.8	1.724	5	10	460.1-0850-043A0-XM	☆	☆	☆	☆	☆	☆	10.0	.394	103	4.055	101.7	4.004	61	2.402	1.3	.051	DIN 6537 L
8.60	.339	27.1	1.067	3	10	460.1-0860-026A0-XM	☆	☆	☆	☆	☆	☆	10.0	.394	89	3.504	87.7	3.453	47	1.850	1.3	.051	DIN 6537 K
8.60	.339	44.3	1.744	5	10	460.1-0860-043A0-XM	☆	☆	☆	☆	☆	☆	10.0	.394	103	4.055	101.7	4.004	61	2.402	1.3	.051	DIN 6537 L
8.70	.343	27.4	1.079	3	10	460.1-0870-026A0-XM	☆	☆	☆	☆	☆	☆	10.0	.394	89	3.504	87.7	3.453	47	1.850	1.3	.051	DIN 6537 K
8.70	.343	44.8	1.764	5	10	460.1-0870-044A0-XM	☆	☆	☆	☆	☆	☆	10.0	.394	103	4.055	101.7	4.004	61	2.402	1.3	.051	DIN 6537 L
8.73	.344	27.5	1.083	3	10	460.1-0873-026A0-XM	☆	☆	☆	☆	☆	☆	10.0	.394	89	3.504	87.7	3.453	47	1.850	1.3	.051	DIN 6537 K
8.73	.344	44.9	1.768	5	10	460.1-0873-044A0-XM	☆	☆	☆	☆	☆	☆	10.0	.394	103	4.055	101.7	4.004	61	2.402	1.3	.051	DIN 6537 L
8.80	.346	27.7	1.091	3	10	460.1-0880-026A0-XM	☆	☆	☆	☆	☆	☆	10.0	.394	89	3.504	87.7	3.453	47	1.850	1.3	.051	DIN 6537 K
8.80	.346	45.3	1.783	5	10	460.1-0880-044A0-XM	☆	☆	☆	☆	☆	☆	10.0	.394	103	4.055	101.7	4.004	61	2.402	1.3	.051	DIN 6537 L
8.90	.350	45.8	1.803	5	10	460.1-0890-045A0-XM	☆	☆	☆	☆	☆	☆	10.0	.394	103	4.055	101.7	4.004	61	2.402	1.3	.051	DIN 6537 L
9.00	.354	28.3	1.114	3	10	460.1-0900-027A0-XM	☆	☆	☆	☆	☆	☆	10.0	.394	89	3.504	87.7	3.453	47	1.850	1.3	.051	DIN 6537 K
9.00	.354	46.3	1.823	5	10	460.1-0900-045A0-XM	☆	☆	☆	☆	☆	☆	10.0	.394	103	4.055	101.7	4.004	61	2.402	1.3	.051	DIN 6537 L
9.10	.358	46.8	1.843	5	10	460.1-0910-046A0-XM	☆	☆	☆	☆	☆	☆	10.0	.394	103	4.055	101.7	4.004	61	2.402	1.3	.051	DIN 6537 L
9.30	.366	29.3	1.154	3	10	460.1-0930-028A0-XM	☆	☆	☆	☆	☆	☆	10.0	.394	89	3.504	87.6	3.449	47	1.850	1.4	.055	DIN 6537 K
9.30	.366	47.9	1.886	5	10	460.1-0930-047A0-XM	☆	☆	☆	☆	☆	☆	10.0	.394	103	4.055	101.6	4.000	61	2.402	1.4	.055	DIN 6537 L
9.40	.370	29.6	1.165	3	10	460.1-0940-028A0-XM	☆	☆	☆	☆	☆	☆	10.0	.394	89	3.504	87.6	3.449	47	1.850	1.4	.055	DIN 6537 K
9.40	.370	48.4	1.906	5	10	460.1-0940-047A0-XM	☆	☆	☆	☆	☆	☆	10.0	.394	103	4.055	101.6	4.000	61	2.402	1.4	.055	DIN 6537 L
9.50	.374	29.9	1.177	3	10	460.1-0950-029A0-XM	☆	☆	☆	☆	☆	☆	10.0	.394	89	3.504	87.6	3.449	47	1.850	1.4	.055	DIN 6537 K
9.50	.374	48.7	1.917	5	10	460.1-0950-048A0-XM	☆	☆	☆	☆	☆	☆	10.0	.394	103	4.055	101.6	4.000	61	2.402	1.4	.055	DIN 6537 L
9.53	.375	30.0	1.181	3	10	460.1-0953-029A0-XM	☆	☆	☆	☆	☆	☆	10.0	.394	89	3.504	87.6	3.449	47	1.850	1.4	.055	DIN 6537 K
9.53	.375	48.6	1.913	5	10	460.1-0953-048A0-XM	☆	☆	☆	☆	☆	☆	10.0	.394	103	4.055	101.6	4.000	61	2.402	1.4	.055	DIN 6537 L
9.60	.378	30.2	1.189	3	10	460.1-0960-029A0-XM	☆	☆	☆	☆	☆	☆	10.0	.394	89	3.504	87.6	3.449	47	1.850	1.4	.055	DIN 6537 K
9.60	.378	48.5	1.909	5	10	460.1-0960-048A0-XM	☆	☆	☆	☆	☆	☆	10.0	.394	103	4.055	101.6	4.000	61	2.402	1.4	.055	DIN 6537 L
9.70	.382	30.5	1.201	3	10	460.1-0970-029A0-XM	☆	☆	☆	☆	☆	☆	10.0	.394	89	3.504	87.6	3.449	47	1.850	1.4	.055	DIN 6537 K
9.70	.382	48.4	1.906	4	10	460.1-0970-049A0-XM	☆	☆	☆	☆	☆	☆	10.0	.394	103	4.055	101.6	4.000	61	2.402	1.4	.055	DIN 6537 L
9.80	.386	30.9	1.217	3	10	460.1-0980-029A0-XM	☆	☆	☆	☆	☆	☆	10.0	.394	89	3.504	87.5	3.445	47	1.850	1.5	.059	DIN 6537 K
9.80	.386	48.3	1.902	4	10	460.1-0980-049A0-XM	☆	☆	☆	☆	☆	☆	10.0	.394	103	4.055	101.5	3.996	61	2.402	1.5	.059	DIN 6537 L
9.92	.391	48.1	1.894	4	10	460.1-0992-050A0-XM	☆	☆	☆	☆	☆	☆	10.0	.394	103	4.055	101.5	3.996	61	2.402	1.5	.059	DIN 6537 L
10.00	.394	31.5	1.240	3	10	460.1-1000-030A0-XM	☆	☆	☆	☆	☆	☆	10.0	.394	89	3.504	87.5	3.445	47	1.850	1.5	.059	DIN 6537 K
10.00	.394	48.0	1.890	4	10	460.1-1000-050A0-XM	☆	☆	☆	☆	☆	☆	10.0	.394	103	4.055	101.5	3.996	61	2.402	1.5	.059	DIN 6537 L
10.10	.398	31.8	1.252	3	12	460.1-1010-030A0-XM	☆	☆	☆	☆	☆	☆	12.0	.472	102	4.016	100.5	3.957	55	2.165	1.5	.059	DIN 6537 K
10.10	.398	52.0	2.047	5	12	460.1-1010-051A0-XM	☆	☆	☆	☆	☆	☆	12.0	.472	118	4.646	116.5	4.587	71	2.795	1.5	.059	DIN 6537 L
10.20	.402	32.1	1.264	3	12	460.1-1020-031A0-XM	☆	☆	☆	☆	☆	☆	12.0	.472	102	4.016	100.5	3.957	55	2.165	1.5	.059	DIN 6537 K
10.20	.402	52.5	2.067	5	12	460.1-1020-051A0-XM	☆	☆	☆	☆	☆	☆	12.0	.472	118	4.646	116.5	4.587	71	2.795	1.5	.059	DIN 6537 L
10.30	.406	32.4	1.276	3	12	460.1-1030-031A0-XM	☆	☆	☆	☆	☆	☆	12.0	.472	102	4.016	100.5	3.957	55	2.165	1.5	.059	DIN 6537 K
10.30	.406	53.0	2.087	5	12	460.1-1030-052A0-XM	☆	☆	☆	☆	☆	☆	12.0	.472	118	4.646	116.5	4.587	71	2.795	1.5	.059	DIN 6537 L
10.32	.406	53.1	2.091	5	12	460.1-1032-052A0-XM	☆	☆	☆	☆	☆	☆	12.0	.472	118	4.646	116.5	4.587	71	2.795	1.5	.059	DIN 6537 L

Dati di taglio: www.sandvik.coromant.com

E9 E14

CoroDrill® 460-XM, punta in metallo duro integrale

Per applicazioni su diversi materiali

Adduzione esterna di refrigerante

TCHA H9
SIG 140°

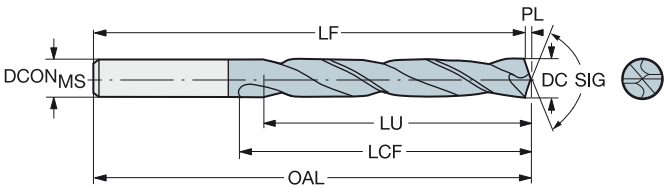

Dimensioni in mm e pollici

DC	DC"	LU	LU"	ULDR	CZC_{MS}	Codice di ordinazione	P GC34	M GC34	K GC34	N GC34	S GC34	H GC34	$DCON_{MS}$	$DCON_{MS}$"	OAL	OAL"	LF	LF"	LCF	LCF"	PL	PL"	BSG
10.40	.409	32.7	1.287	3	12	460.1-1040-031A0-XM	☆	☆	☆	☆	☆	☆	12.0	.472	102	4.016	100.5	3.957	55	2.165	1.5	.059	DIN 6537 K
10.40	.409	53.5	2.106	5	12	460.1-1040-052A0-XM	☆	☆	☆	☆	☆	☆	12.0	.472	118	4.646	116.5	4.587	71	2.795	1.5	.059	DIN 6537 L
10.50	.413	33.1	1.303	3	12	460.1-1050-032A0-XM	☆	☆	☆	☆	☆	☆	12.0	.472	102	4.016	100.4	3.953	55	2.165	1.6	.063	DIN 6537 K
10.50	.413	54.1	2.130	5	12	460.1-1050-053A0-XM	☆	☆	☆	☆	☆	☆	12.0	.472	118	4.646	116.4	4.583	71	2.795	1.6	.063	DIN 6537 L
10.60	.417	33.4	1.315	3	12	460.1-1060-032A0-XM	☆	☆	☆	☆	☆	☆	12.0	.472	102	4.016	100.4	3.953	55	2.165	1.6	.063	DIN 6537 K
10.72	.422	33.7	1.327	3	12	460.1-1072-032A0-XM	☆	☆	☆	☆	☆	☆	12.0	.472	102	4.016	100.4	3.953	55	2.165	1.6	.063	DIN 6537 K
10.72	.422	55.2	2.173	5	12	460.1-1072-054A0-XM	☆	☆	☆	☆	☆	☆	12.0	.472	118	4.646	116.4	4.583	71	2.795	1.6	.063	DIN 6537 L
10.80	.425	34.0	1.339	3	12	460.1-1080-032A0-XM	☆	☆	☆	☆	☆	☆	12.0	.472	102	4.016	100.4	3.953	55	2.165	1.6	.063	DIN 6537 K
11.00	.433	34.6	1.362	3	12	460.1-1100-033A0-XM	☆	☆	☆	☆	☆	☆	12.0	.472	102	4.016	100.4	3.953	55	2.165	1.6	.063	DIN 6537 K
11.00	.433	56.6	2.228	5	12	460.1-1100-055A0-XM	☆	☆	☆	☆	☆	☆	12.0	.472	118	4.646	116.4	4.583	71	2.795	1.6	.063	DIN 6537 L
11.11	.437	35.0	1.378	3	12	460.1-1111-033A0-XM	☆	☆	☆	☆	☆	☆	12.0	.472	102	4.016	100.3	3.949	55	2.165	1.7	.067	DIN 6537 K
11.11	.437	57.2	2.252	5	12	460.1-1111-056A0-XM	☆	☆	☆	☆	☆	☆	12.0	.472	118	4.646	116.3	4.579	71	2.795	1.7	.067	DIN 6537 L
11.20	.441	35.3	1.390	3	12	460.1-1120-034A0-XM	☆	☆	☆	☆	☆	☆	12.0	.472	102	4.016	100.3	3.949	55	2.165	1.7	.067	DIN 6537 K
11.20	.441	57.6	2.268	5	12	460.1-1120-056A0-XM	☆	☆	☆	☆	☆	☆	12.0	.472	118	4.646	116.3	4.579	71	2.795	1.7	.067	DIN 6537 L
11.40	.449	35.9	1.413	3	12	460.1-1140-034A0-XM	☆	☆	☆	☆	☆	☆	12.0	.472	102	4.016	100.3	3.949	55	2.165	1.7	.067	DIN 6537 K
11.40	.449	57.3	2.256	5	12	460.1-1140-057A0-XM	☆	☆	☆	☆	☆	☆	12.0	.472	118	4.646	116.3	4.579	71	2.795	1.7	.067	DIN 6537 L
11.50	.453	36.2	1.425	3	12	460.1-1150-035A0-XM	☆	☆	☆	☆	☆	☆	12.0	.472	102	4.016	100.3	3.949	55	2.165	1.7	.067	DIN 6537 K
11.50	.453	57.2	2.252	4	12	460.1-1150-058A0-XM	☆	☆	☆	☆	☆	☆	12.0	.472	118	4.646	116.3	4.579	71	2.795	1.7	.067	DIN 6537 L
11.60	.457	36.5	1.437	3	12	460.1-1160-035A0-XM	☆	☆	☆	☆	☆	☆	12.0	.472	102	4.016	100.3	3.949	55	2.165	1.7	.067	DIN 6537 K
11.60	.457	57.1	2.248	4	12	460.1-1160-058A0-XM	☆	☆	☆	☆	☆	☆	12.0	.472	118	4.646	116.3	4.579	71	2.795	1.7	.067	DIN 6537 L
11.80	.465	37.2	1.465	3	12	460.1-1180-035A0-XM	☆	☆	☆	☆	☆	☆	12.0	.472	102	4.016	100.2	3.945	55	2.165	1.8	.071	DIN 6537 K
11.80	.465	56.8	2.236	4	12	460.1-1180-059A0-XM	☆	☆	☆	☆	☆	☆	12.0	.472	118	4.646	116.2	4.575	71	2.795	1.8	.071	DIN 6537 L
11.91	.469	56.7	2.232	4	12	460.1-1191-060A0-XM	☆	☆	☆	☆	☆	☆	12.0	.472	118	4.646	116.2	4.575	71	2.795	1.8	.071	DIN 6537 L
12.00	.472	37.8	1.488	3	12	460.1-1200-036A0-XM	☆	☆	☆	☆	☆	☆	12.0	.472	102	4.016	100.2	3.945	55	2.165	1.8	.071	DIN 6537 K
12.00	.472	56.6	2.228	4	12	460.1-1200-060A0-XM	☆	☆	☆	☆	☆	☆	12.0	.472	118	4.646	116.2	4.575	71	2.795	1.8	.071	DIN 6537 L
12.10	.476	38.1	1.500	3	14	460.1-1210-036A0-XM	☆	☆	☆	☆	☆	☆	14.0	.551	107	4.213	105.2	4.142	60	2.362	1.8	.071	DIN 6537 K
12.10	.476	62.3	2.453	5	14	460.1-1210-061A0-XM	☆	☆	☆	☆	☆	☆	14.0	.551	124	4.882	122.2	4.811	77	3.032	1.8	.071	DIN 6537 L
12.20	.480	38.4	1.512	3	14	460.1-1220-037A0-XM	☆	☆	☆	☆	☆	☆	14.0	.551	107	4.213	105.2	4.142	60	2.362	1.8	.071	DIN 6537 K
12.20	.480	62.4	2.457	5	14	460.1-1220-061A0-XM	☆	☆	☆	☆	☆	☆	14.0	.551	124	4.882	122.2	4.811	77	3.032	1.8	.071	DIN 6537 L
12.30	.484	38.7	1.524	3	14	460.1-1230-037A0-XM	☆	☆	☆	☆	☆	☆	14.0	.551	107	4.213	105.2	4.142	60	2.362	1.8	.071	DIN 6537 K
12.50	.492	39.4	1.551	3	14	460.1-1250-038A0-XM	☆	☆	☆	☆	☆	☆	14.0	.551	107	4.213	105.1	4.138	60	2.362	1.9	.075	DIN 6537 K
12.50	.492	62.0	2.441	4	14	460.1-1250-063A0-XM	☆	☆	☆	☆	☆	☆	14.0	.551	124	4.882	122.1	4.807	77	3.032	1.9	.075	DIN 6537 L
12.70	.500	40.0	1.575	3	14	460.1-1270-038A0-XM	☆	☆	☆	☆	☆	☆	14.0	.551	107	4.213	105.1	4.138	60	2.362	1.9	.075	DIN 6537 K
12.70	.500	61.8	2.433	4	14	460.1-1270-064A0-XM	☆	☆	☆	☆	☆	☆	14.0	.551	124	4.882	122.1	4.807	77	3.032	1.9	.075	DIN 6537 L
12.80	.504	40.3	1.587	3	14	460.1-1280-038A0-XM	☆	☆	☆	☆	☆	☆	14.0	.551	107	4.213	105.1	4.138	60	2.362	1.9	.075	DIN 6537 K
12.80	.504	61.6	2.425	4	14	460.1-1280-064A0-XM	☆	☆	☆	☆	☆	☆	14.0	.551	124	4.882	122.1	4.807	77	3.032	1.9	.075	DIN 6537 L
13.00	.512	40.9	1.610	3	14	460.1-1300-039A0-XM	☆	☆	☆	☆	☆	☆	14.0	.551	107	4.213	105.1	4.138	60	2.362	1.9	.075	DIN 6537 K
13.00	.512	61.4	2.417	4	14	460.1-1300-065A0-XM	☆	☆	☆	☆	☆	☆	14.0	.551	124	4.882	122.1	4.807	77	3.032	1.9	.075	DIN 6537 L
13.10	.516	41.2	1.622	3	14	460.1-1310-039A0-XM	☆	☆	☆	☆	☆	☆	14.0	.551	107	4.213	105.0	4.134	60	2.362	2.0	.079	DIN 6537 K
13.10	.516	61.3	2.413	4	14	460.1-1310-066A0-XM	☆	☆	☆	☆	☆	☆	14.0	.551	124	4.882	122.0	4.803	77	3.032	2.0	.079	DIN 6537 L
13.49	.531	42.5	1.673	3	14	460.1-1349-041A0-XM	☆	☆	☆	☆	☆	☆	14.0	.551	107	4.213	105.0	4.134	60	2.362	2.0	.079	DIN 6537 K
13.49	.531	60.8	2.394	4	14	460.1-1349-061A0-XM	☆	☆	☆	☆	☆	☆	14.0	.551	124	4.882	122.0	4.803	77	3.032	2.0	.079	DIN 6537 L
13.50	.531	42.5	1.673	3	14	460.1-1350-041A0-XM	☆	☆	☆	☆	☆	☆	14.0	.551	107	4.213	105.0	4.134	60	2.362	2.0	.079	DIN 6537 K
13.50	.531	60.8	2.394	4	14	460.1-1350-061A0-XM	☆	☆	☆	☆	☆	☆	14.0	.551	124	4.882	122.0	4.803	77	3.032	2.0	.079	DIN 6537 L
13.80	.543	43.4	1.709	3	14	460.1-1380-041A0-XM	☆	☆	☆	☆	☆	☆	14.0	.551	107	4.213	104.9	4.130	60	2.362	2.1	.083	DIN 6537 K
14.00	.551	44.1	1.736	3	14	460.1-1400-042A0-XM	☆	☆	☆	☆	☆	☆	14.0	.551	107	4.213	104.9	4.130	60	2.362	2.1	.083	DIN 6537 K
14.00	.551	63.0	2.480	4	14	460.1-1400-063A0-XM	☆	☆	☆	☆	☆	☆	14.0	.551	124	4.882	121.9	4.799	77	3.032	2.1	.083	DIN 6537 L
14.25	.561	44.9	1.768	3	16	460.1-1425-043A0-XM	☆	☆	☆	☆	☆	☆	16.0	.630	115	4.528	112.9	4.445	65	2.559	2.1	.083	DIN 6537 K
14.25	.561	68.8	2.709	4	16	460.1-1425-071A0-XM	☆	☆	☆	☆	☆	☆	16.0	.630	133	5.236	130.9	5.154	83	3.268	2.1	.083	DIN 6537 L
14.29	.563	45.0	1.772	3	16	460.1-1429-043A0-XM	☆	☆	☆	☆	☆	☆	16.0	.630	115	4.528	112.9	4.445	65	2.559	2.1	.083	DIN 6537 K
14.29	.563	68.7	2.705	4	16	460.1-1429-072A0-XM	☆	☆	☆	☆	☆	☆	16.0	.630	133	5.236	130.9	5.154	83	3.268	2.1	.083	DIN 6537 L

Dati di taglio: www.sandvik.coromant.com

E9 E14

ITA

CoroDrill® 460-XM, punta in metallo duro integrale

Per applicazioni su diversi materiali

Adduzione esterna di refrigerante

TCHA H9
SIG 140°

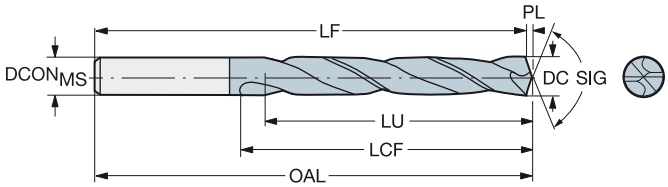

							P	M	K	N	S	H	Dimensioni in mm e pollici										
DC	DC"	LU	LU"	ULDR	CZC_{MS}	**Codice di ordinazione**	GC34	GC34	GC34	GC34	GC34	GC34	$DCON_{MS}$	$DCON_{MS}$"	OAL	OAL"	LF	LF"	LCF	LCF"	PL	PL"	BSG
14.50	.571	45.7	1.799	3	16	**460.1-1450-044A0-XM**	☆	☆	☆	☆	☆	☆	16.0	.630	115	4.528	112.8	4.441	65	2.559	2.2	.087	DIN 6537 K
14.50	.571	68.5	2.697	4	16	**460.1-1450-073A0-XM**	☆	☆	☆	☆	☆	☆	16.0	.630	133	5.236	130.8	5.150	83	3.268	2.2	.087	DIN 6537 L
14.68	.578	46.2	1.819	3	16	**460.1-1468-044A0-XM**	☆	☆	☆	☆	☆	☆	16.0	.630	115	4.528	112.8	4.441	65	2.559	2.2	.087	DIN 6537 K
14.80	.583	46.6	1.835	3	16	**460.1-1480-044A0-XM**	☆	☆	☆	☆	☆	☆	16.0	.630	115	4.528	112.8	4.441	65	2.559	2.2	.087	DIN 6537 K
15.00	.591	47.2	1.858	3	16	**460.1-1500-045A0-XM**	☆	☆	☆	☆	☆	☆	16.0	.630	115	4.528	112.8	4.441	65	2.559	2.2	.087	DIN 6537 K
15.00	.591	68.0	2.677	4	16	**460.1-1500-068A0-XM**	☆	☆	☆	☆	☆	☆	16.0	.630	133	5.236	130.8	5.150	83	3.268	2.2	.087	DIN 6537 L
15.10	.594	47.6	1.874	3	16	**460.1-1510-045A0-XM**	☆	☆	☆	☆	☆	☆	16.0	.630	115	4.528	112.7	4.437	65	2.559	2.3	.091	DIN 6537 K
15.50	.610	48.8	1.921	3	16	**460.1-1550-047A0-XM**	☆	☆	☆	☆	☆	☆	16.0	.630	115	4.528	112.7	4.437	65	2.559	2.3	.091	DIN 6537 K
15.50	.610	67.5	2.657	4	16	**460.1-1550-070A0-XM**	☆	☆	☆	☆	☆	☆	16.0	.630	133	5.236	130.7	5.146	83	3.268	2.3	.091	DIN 6537 L
15.80	.622	49.2	1.937	3	16	**460.1-1580-047A0-XM**	☆	☆	☆	☆	☆	☆	16.0	.630	115	4.528	112.6	4.433	65	2.559	2.4	.094	DIN 6537 K
15.80	.622	67.2	2.646	4	16	**460.1-1580-071A0-XM**	☆	☆	☆	☆	☆	☆	16.0	.630	133	5.236	130.6	5.142	83	3.268	2.4	.094	DIN 6537 L
15.88	.625	49.1	1.933	3	16	**460.1-1588-047A0-XM**	☆	☆	☆	☆	☆	☆	16.0	.630	115	4.528	112.6	4.433	65	2.559	2.4	.094	DIN 6537 K
16.00	.630	49.0	1.929	3	16	**460.1-1600-048A0-XM**	☆	☆	☆	☆	☆	☆	16.0	.630	115	4.528	112.6	4.433	65	2.559	2.4	.094	DIN 6537 K
16.00	.630	67.0	2.638	4	16	**460.1-1600-072A0-XM**	☆	☆	☆	☆	☆	☆	16.0	.630	133	5.236	130.6	5.142	83	3.268	2.4	.094	DIN 6537 L
16.27	.641	51.2	2.016	3	18	**460.1-1627-049A0-XM**	☆	☆	☆	☆	☆	☆	18.0	.709	123	4.843	120.6	4.748	73	2.874	2.4	.094	DIN 6537 K
16.50	.650	52.0	2.047	3	18	**460.1-1650-050A0-XM**	☆	☆	☆	☆	☆	☆	18.0	.709	123	4.843	120.5	4.744	73	2.874	2.5	.098	DIN 6537 K
16.50	.650	76.5	3.012	4	18	**460.1-1650-074A0-XM**	☆	☆	☆	☆	☆	☆	18.0	.709	143	5.630	140.5	5.532	93	3.661	2.5	.098	DIN 6537 L
16.67	.656	52.5	2.067	3	18	**460.1-1667-050A0-XM**	☆	☆	☆	☆	☆	☆	18.0	.709	123	4.843	120.5	4.744	73	2.874	2.5	.098	DIN 6537 K
16.67	.656	76.3	3.004	4	18	**460.1-1667-075A0-XM**	☆	☆	☆	☆	☆	☆	18.0	.709	143	5.630	140.5	5.532	93	3.661	2.5	.098	DIN 6537 L
17.00	.669	53.5	2.106	3	18	**460.1-1700-051A0-XM**	☆	☆	☆	☆	☆	☆	18.0	.709	123	4.843	120.5	4.744	73	2.874	2.5	.098	DIN 6537 K
17.00	.669	76.0	2.992	4	18	**460.1-1700-077A0-XM**	☆	☆	☆	☆	☆	☆	18.0	.709	143	5.630	140.5	5.532	93	3.661	2.5	.098	DIN 6537 L
17.07	.672	53.7	2.114	3	18	**460.1-1707-051A0-XM**	☆	☆	☆	☆	☆	☆	18.0	.709	123	4.843	120.5	4.744	73	2.874	2.5	.098	DIN 6537 K
17.46	.687	75.5	2.972	4	18	**460.1-1746-079A0-XM**	☆	☆	☆	☆	☆	☆	18.0	.709	143	5.630	140.4	5.528	93	3.661	2.6	.102	DIN 6537 L
17.50	.689	55.1	2.169	3	18	**460.1-1750-053A0-XM**	☆	☆	☆	☆	☆	☆	18.0	.709	123	4.843	120.4	4.740	73	2.874	2.6	.102	DIN 6537 K
17.50	.689	75.5	2.972	4	18	**460.1-1750-079A0-XM**	☆	☆	☆	☆	☆	☆	18.0	.709	143	5.630	140.4	5.528	93	3.661	2.6	.102	DIN 6537 L
17.80	.701	55.2	2.173	3	18	**460.1-1780-053A0-XM**	☆	☆	☆	☆	☆	☆	18.0	.709	123	4.843	120.3	4.736	73	2.874	2.7	.106	DIN 6537 K
18.00	.709	56.7	2.232	3	18	**460.1-1800-054A0-XM**	☆	☆	☆	☆	☆	☆	18.0	.709	123	4.843	120.3	4.736	73	2.874	2.7	.106	DIN 6537 K
18.00	.709	78.6	3.094	4	18	**460.1-1800-081A0-XM**	☆	☆	☆	☆	☆	☆	18.0	.709	143	5.630	140.3	5.524	93	3.661	2.7	.106	DIN 6537 L
18.50	.728	58.3	2.295	3	20	**460.1-1850-056A0-XM**	☆	☆	☆	☆	☆	☆	20.0	.787	131	5.157	128.2	5.047	79	3.110	2.8	.110	DIN 6537 K
19.00	.748	59.8	2.354	3	20	**460.1-1900-057A0-XM**	☆	☆	☆	☆	☆	☆	20.0	.787	131	5.157	128.2	5.047	79	3.110	2.8	.110	DIN 6537 K
19.00	.748	85.8	3.378	4	20	**460.1-1900-086A0-XM**	☆	☆	☆	☆	☆	☆	20.0	.787	153	6.024	150.2	5.913	101	3.976	2.8	.110	DIN 6537 L
19.50	.768	61.4	2.417	3	20	**460.1-1950-059A0-XM**	☆	☆	☆	☆	☆	☆	20.0	.787	131	5.157	128.1	5.043	79	3.110	2.9	.114	DIN 6537 K
19.50	.768	85.4	3.362	4	20	**460.1-1950-088A0-XM**	☆	☆	☆	☆	☆	☆	20.0	.787	153	6.024	150.1	5.909	101	3.976	2.9	.114	DIN 6537 L
19.80	.780	85.2	3.354	4	20	**460.1-1980-089A0-XM**	☆	☆	☆	☆	☆	☆	20.0	.787	153	6.024	150.0	5.906	101	3.976	3.0	.118	DIN 6537 L
20.00	.787	63.0	2.480	3	20	**460.1-2000-060A0-XM**	☆	☆	☆	☆	☆	☆	20.0	.787	131	5.157	128.0	5.039	79	3.110	3.0	.118	DIN 6537 K
20.00	.787	85.0	3.346	4	20	**460.1-2000-090A0-XM**	☆	☆	☆	☆	☆	☆	20.0	.787	153	6.024	150.0	5.906	101	3.976	3.0	.118	DIN 6537 L

Dati di taglio: www.sandvik.coromant.com

E9 E14

CoroDrill® 860-GM

Punte ad alte prestazioni, ottimizzate per applicazioni su diversi materiali

Applicazione

- Per un'ampia gamma di materiali in tutti i segmenti industriali (lavorazione generale, stampi e matrici, industria automobilistica, energia e generazione di elettricità)
- Refrigerante interno ed esterno

O C

Campi di applicazioni ISO:

P M K N S H



Caratteristiche e benefici

- Scanalature lucide, per un'efficiente evacuazione del truciolo
- Elevata produttività e costante durata utensile
- Eccezionale valore, senza alcun compromesso sulla qualità
- Eccellente qualità del foro
- Elevata velocità di avanzamento
- Basse forze di taglio

www.sandvik.coromant.com/corodrill860

Suggerimenti

Si consiglia di utilizzare mandrini idraulici ad alta precisione.
Si consiglia di utilizzare l'adduzione interna di refrigerante, pressione minima consigliata 20 bar

Per i mandrini, vedere il catalogo degli utensili rotanti.

E14

ITA

CoroDrill® 860-GM, punta in metallo duro integrale

Per applicazioni su diversi materiali

Adduzione interna di refrigerante

TCHA H9
SIG 140°

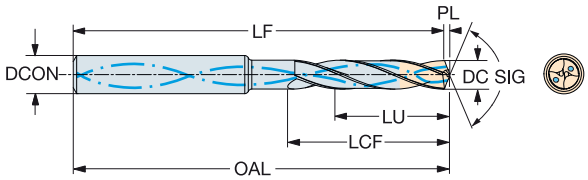

Dimensioni in mm e pollici

DC	DC"	LU	LU"	ULDR	CZC_{MS}	Codice di ordinazione	P X1BM	M X1BM	K X1BM	N X1BM	S X1BM	H X1BM	$DCON_{MS}$	$DCON_{MS}$"	OAL	OAL"	LF	LF"	LCF	LCF"	PL	PL"
3.00	.118	9.5	.374	3	6	860.1-0300-009A1-GM	★	★	★	☆	☆	★	6.0	.236	62	2.441	61.5	2.421	20	.787	0.5	.020
3.00	.118	15.5	.610	5	6	860.1-0300-015A1-GM	★	★	★	☆	☆	★	6.0	.236	66	2.598	65.5	2.579	28	1.102	0.5	.020
3.00	.118	24.5	.965	8	6	860.1-0300-024A1-GM	★	★	★	☆	☆	★	6.0	.236	79	3.110	78.6	3.094	37	1.457	0.4	.016
3.10	.122	9.9	.390	3	6	860.1-0310-009A1-GM	★	★	★	☆	☆	★	6.0	.236	62	2.441	61.5	2.421	20	.787	0.5	.020
3.10	.122	16.1	.634	5	6	860.1-0310-016A1-GM	★	★	★	☆	☆	★	6.0	.236	66	2.598	65.5	2.579	28	1.102	0.5	.020
3.10	.122	25.4	1.000	8	6	860.1-0310-025A1-GM	★	★	★	☆	☆	★	6.0	.236	79	3.110	78.6	3.094	37	1.457	0.4	.016
3.17	.125	10.1	.398	3	6	860.1-0317-010A1-GM	★	★	★	☆	☆	★	6.0	.236	62	2.441	61.5	2.421	20	.787	0.5	.020
3.17	.125	16.4	.646	5	6	860.1-0317-016A1-GM	★	★	★	☆	☆	★	6.0	.236	66	2.598	65.5	2.579	28	1.102	0.5	.020
3.18	.125	26.0	1.024	8	6	860.1-0318-026A1-GM	★	★	★	☆	☆	★	6.0	.236	79	3.110	78.5	3.091	37	1.457	0.5	.020
3.20	.126	10.2	.402	3	6	860.1-0320-010A1-GM	★	★	★	☆	☆	★	6.0	.236	62	2.441	61.5	2.421	20	.787	0.5	.020
3.20	.126	16.6	.654	5	6	860.1-0320-016A1-GM	★	★	★	☆	☆	★	6.0	.236	66	2.598	65.5	2.579	28	1.102	0.5	.020
3.20	.126	26.2	1.032	8	6	860.1-0320-026A1-GM	★	★	★	☆	☆	★	6.0	.236	79	3.110	78.5	3.091	37	1.457	0.5	.020
3.30	.130	10.5	.413	3	6	860.1-0330-010A1-GM	★	★	★	☆	☆	★	6.0	.236	62	2.441	61.4	2.417	20	.787	0.6	.024
3.30	.130	17.1	.673	5	6	860.1-0330-017A1-GM	★	★	★	☆	☆	★	6.0	.236	66	2.598	65.4	2.575	28	1.102	0.6	.024
3.30	.130	27.0	1.063	8	6	860.1-0330-027A1-GM	★	★	★	☆	☆	★	6.0	.236	79	3.110	78.5	3.091	37	1.457	0.5	.020
3.40	.134	10.8	.425	3	6	860.1-0340-010A1-GM	★	★	★	☆	☆	★	6.0	.236	62	2.441	61.4	2.417	20	.787	0.6	.024
3.40	.134	17.6	.693	5	6	860.1-0340-017A1-GM	★	★	★	☆	☆	★	6.0	.236	66	2.598	65.4	2.575	28	1.102	0.6	.024
3.40	.134	27.8	1.094	8	6	860.1-0340-027A1-GM	★	★	★	☆	☆	★	6.0	.236	79	3.110	78.5	3.091	37	1.457	0.5	.020
3.45	.136	11.0	.433	3	6	860.1-0345-010A1-GM	★	★	★	☆	☆	★	6.0	.236	62	2.441	61.4	2.417	20	.787	0.6	.024
3.45	.136	17.9	.705	5	6	860.1-0345-017A1-GM	★	★	★	☆	☆	★	6.0	.236	66	2.598	65.4	2.575	28	1.102	0.6	.024
3.50	.138	11.1	.437	3	6	860.1-0350-011A1-GM	★	★	★	☆	☆	★	6.0	.236	62	2.441	61.4	2.417	20	.787	0.6	.024
3.50	.138	18.1	.713	5	6	860.1-0350-018A1-GM	★	★	★	☆	☆	★	6.0	.236	66	2.598	65.4	2.575	28	1.102	0.6	.024
3.50	.138	28.6	1.126	8	6	860.1-0350-028A1-GM	★	★	★	☆	☆	★	6.0	.236	79	3.110	78.5	3.091	37	1.457	0.5	.020
3.57	.141	11.4	.449	3	6	860.1-0357-011A1-GM	★	★	★	☆	☆	★	6.0	.236	62	2.441	61.4	2.417	20	.787	0.6	.024
3.57	.141	18.5	.728	5	6	860.1-0357-018A1-GM	★	★	★	☆	☆	★	6.0	.236	66	2.598	65.4	2.575	28	1.102	0.6	.024
3.57	.141	28.9	1.138	8	6	860.1-0357-028A1-GM	★	★	★	☆	☆	★	6.0	.236	79	3.110	78.5	3.091	37	1.457	0.5	.020
3.60	.142	11.5	.453	3	6	860.1-0360-011A1-GM	★	★	★	☆	☆	★	6.0	.236	62	2.441	61.4	2.417	20	.787	0.6	.024
3.60	.142	18.7	.736	5	6	860.1-0360-018A1-GM	★	★	★	☆	☆	★	6.0	.236	66	2.598	65.4	2.575	28	1.102	0.6	.024
3.70	.146	11.8	.465	3	6	860.1-0370-011A1-GM	★	★	★	☆	☆	★	6.0	.236	62	2.441	61.4	2.417	20	.787	0.6	.024
3.70	.146	19.2	.756	5	6	860.1-0370-019A1-GM	★	★	★	☆	☆	★	6.0	.236	66	2.598	65.4	2.575	28	1.102	0.6	.024
3.70	.146	28.8	1.134	7	6	860.1-0370-028A1-GM	★	★	★	☆	☆	★	6.0	.236	79	3.110	78.5	3.091	37	1.457	0.5	.020
3.80	.150	12.1	.476	3	6	860.1-0380-012A1-GM	★	★	★	☆	☆	★	6.0	.236	66	2.598	65.4	2.575	24	.945	0.6	.024
3.80	.150	19.7	.776	5	6	860.1-0380-019A1-GM	★	★	★	☆	☆	★	6.0	.236	74	2.913	73.4	2.890	36	1.417	0.6	.024
3.80	.150	31.1	1.224	8	6	860.1-0380-031A1-GM	★	★	★	☆	☆	★	6.0	.236	90	3.543	89.5	3.524	48	1.890	0.5	.020
3.90	.154	12.4	.488	3	6	860.1-0390-012A1-GM	★	★	★	☆	☆	★	6.0	.236	66	2.598	65.3	2.571	24	.945	0.7	.028
3.90	.154	20.2	.795	5	6	860.1-0390-020A1-GM	★	★	★	☆	☆	★	6.0	.236	74	2.913	73.3	2.886	36	1.417	0.7	.028
3.97	.156	20.6	.811	5	6	860.1-0397-020A1-GM	★	★	★	☆	☆	★	6.0	.236	74	2.913	73.3	2.886	36	1.417	0.7	.028
3.97	.156	32.5	1.280	8	6	860.1-0397-032A1-GM	★	★	★	☆	☆	★	6.0	.236	90	3.543	89.4	3.520	48	1.890	0.6	.024
4.00	.157	12.7	.500	3	6	860.1-0400-012A1-GM	★	★	★	☆	☆	★	6.0	.236	66	2.598	65.3	2.571	24	.945	0.7	.028
4.00	.157	20.7	.815	5	6	860.1-0400-020A1-GM	★	★	★	☆	☆	★	6.0	.236	74	2.913	73.3	2.886	36	1.417	0.7	.028
4.00	.157	32.7	1.287	8	6	860.1-0400-032A1-GM	★	★	★	☆	☆	★	6.0	.236	90	3.543	89.4	3.520	48	1.890	0.6	.024
4.10	.161	13.0	.512	3	6	860.1-0410-013A1-GM	★	★	★	☆	☆	★	6.0	.236	66	2.598	65.3	2.571	24	.945	0.7	.028
4.10	.161	21.2	.835	5	6	860.1-0410-021A1-GM	★	★	★	☆	☆	★	6.0	.236	74	2.913	73.3	2.886	36	1.417	0.7	.028
4.10	.161	33.5	1.319	8	6	860.1-0410-033A1-GM	★	★	★	☆	☆	★	6.0	.236	90	3.543	89.4	3.520	48	1.890	0.6	.024
4.20	.165	13.4	.528	3	6	860.1-0420-013A1-GM	★	★	★	☆	☆	★	6.0	.236	66	2.598	65.3	2.571	24	.945	0.7	.028
4.20	.165	21.8	.858	5	6	860.1-0420-021A1-GM	★	★	★	☆	☆	★	6.0	.236	74	2.913	73.3	2.886	36	1.417	0.7	.028
4.20	.165	34.4	1.354	8	6	860.1-0420-034A1-GM	★	★	★	☆	☆	★	6.0	.236	90	3.543	89.4	3.520	48	1.890	0.6	.024
4.30	.169	13.7	.539	3	6	860.1-0430-013A1-GM	★	★	★	☆	☆	★	6.0	.236	66	2.598	65.3	2.571	24	.945	0.7	.028
4.30	.169	22.3	.878	5	6	860.1-0430-022A1-GM	★	★	★	☆	☆	★	6.0	.236	74	2.913	73.3	2.886	36	1.417	0.7	.028
4.30	.169	35.2	1.386	8	6	860.1-0430-035A1-GM	★	★	★	☆	☆	★	6.0	.236	90	3.543	89.4	3.520	48	1.890	0.6	.024
4.36	.172	13.9	.547	3	6	860.1-0436-013A1-GM	★	★	★	☆	☆	★	6.0	.236	66	2.598	65.3	2.571	24	.945	0.7	.028
4.36	.172	22.6	.890	5	6	860.1-0436-022A1-GM	★	★	★	☆	☆	★	6.0	.236	74	2.913	73.3	2.886	36	1.417	0.7	.028
4.37	.172	35.8	1.409	8	6	860.1-0437-035A1-GM	★	★	★	☆	☆	★	6.0	.236	90	3.543	89.4	3.520	48	1.890	0.6	.024
4.40	.173	14.0	.551	3	6	860.1-0440-014A1-GM	★	★	★	☆	☆	★	6.0	.236	66	2.598	65.3	2.571	24	.945	0.7	.028
4.40	.173	22.8	.898	5	6	860.1-0440-022A1-GM	★	★	★	☆	☆	★	6.0	.236	74	2.913	73.3	2.886	36	1.417	0.7	.028

B76 E9 E28 E14

CoroDrill® 860-GM, punta in metallo duro integrale

Per applicazioni su diversi materiali

Adduzione interna di refrigerante

TCHA H9
SIG 140°

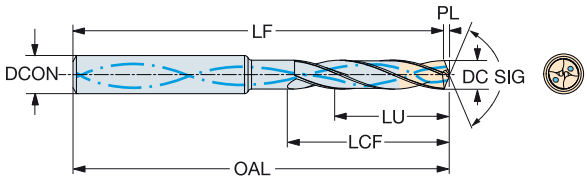

Dimensioni in mm e pollici

DC	DC"	LU	LU"	ULDR	CZC_{MS}	Codice di ordinazione	P X1BM	M X1BM	K X1BM	N X1BM	S X1BM	H X1BM	$DCON_{MS}$	$DCON_{MS}$"	OAL	OAL"	LF	LF"	LCF	LCF"	PL	PL"
4.50	.177	14.3	.563	3	6	860.1-0450-014A1-GM	★	★	★	☆	☆	★	6.0	.236	66	2.598	65.2	2.567	24	.945	0.8	.031
4.50	.177	23.3	.917	5	6	860.1-0450-023A1-GM	★	★	★	☆	☆	★	6.0	.236	74	2.913	73.2	2.882	36	1.417	0.8	.031
4.50	.177	36.8	1.449	8	6	860.1-0450-036A1-GM	★	★	★	☆	☆	★	6.0	.236	90	3.543	89.3	3.516	48	1.890	0.7	.028
4.55	.179	14.5	.571	3	6	860.1-0455-014A1-GM	★	★	★	☆	☆	★	6.0	.236	66	2.598	65.2	2.567	24	.945	0.8	.031
4.60	.181	14.6	.575	3	6	860.1-0460-014A1-GM	★	★	★	☆	☆	★	6.0	.236	66	2.598	65.2	2.567	24	.945	0.8	.031
4.60	.181	23.8	.937	5	6	860.1-0460-023A1-GM	★	★	★	☆	☆	★	6.0	.236	74	2.913	73.2	2.882	36	1.417	0.8	.031
4.60	.181	37.6	1.480	8	6	860.1-0460-037A1-GM	★	★	★	☆	☆	★	6.0	.236	90	3.543	89.3	3.516	48	1.890	0.7	.028
4.70	.185	14.6	.575	3	6	860.1-0470-014A1-GM	★	★	★	☆	☆	★	6.0	.236	66	2.598	65.2	2.567	24	.945	0.8	.031
4.70	.185	24.4	.961	5	6	860.1-0470-024A1-GM	★	★	★	☆	☆	★	6.0	.236	74	2.913	73.2	2.882	36	1.417	0.8	.031
4.70	.185	38.5	1.516	8	6	860.1-0470-038A1-GM	★	★	★	☆	☆	★	6.0	.236	90	3.543	89.3	3.516	48	1.890	0.7	.028
4.76	.187	15.1	.594	3	6	860.1-0476-015A1-GM	★	★	★	☆	☆	★	6.0	.236	66	2.598	65.2	2.567	28	1.102	0.8	.031
4.76	.187	24.7	.972	5	6	860.1-0476-024A1-GM	★	★	★	☆	☆	★	6.0	.236	74	2.913	73.2	2.882	44	1.732	0.8	.031
4.76	.187	38.9	1.532	8	6	860.1-0476-038A1-GM	★	★	★	☆	☆	★	6.0	.236	90	3.543	89.3	3.516	62	2.441	0.7	.028
4.80	.189	15.3	.602	3	6	860.1-0480-015A1-GM	★	★	★	☆	☆	★	6.0	.236	66	2.598	65.2	2.567	28	1.102	0.8	.031
4.80	.189	24.9	.980	5	6	860.1-0480-024A1-GM	★	★	★	☆	☆	★	6.0	.236	82	3.228	81.2	3.197	44	1.732	0.8	.031
4.80	.189	39.3	1.547	8	6	860.1-0480-039A1-GM	★	★	★	☆	☆	★	6.0	.236	104	4.094	103.3	4.067	62	2.441	0.7	.028
4.90	.193	15.6	.614	3	6	860.1-0490-015A1-GM	★	★	★	☆	☆	★	6.0	.236	66	2.598	65.2	2.567	28	1.102	0.8	.031
4.90	.193	25.4	1.000	5	6	860.1-0490-025A1-GM	★	★	★	☆	☆	★	6.0	.236	82	3.228	81.2	3.197	44	1.732	0.8	.031
5.00	.197	15.9	.626	3	6	860.1-0500-015A1-GM	★	★	★	☆	☆	★	6.0	.236	66	2.598	65.2	2.567	28	1.102	0.8	.031
5.00	.197	25.9	1.020	5	6	860.1-0500-025A1-GM	★	★	★	☆	☆	★	6.0	.236	82	3.228	81.2	3.197	44	1.732	0.8	.031
5.00	.197	40.9	1.610	8	6	860.1-0500-040A1-GM	★	★	★	☆	☆	★	6.0	.236	104	4.094	103.2	4.063	62	2.441	0.8	.031
5.10	.201	16.2	.638	3	6	860.1-0510-016A1-GM	★	★	★	☆	☆	★	6.0	.236	66	2.598	65.1	2.563	28	1.102	0.9	.035
5.10	.201	26.4	1.039	5	6	860.1-0510-026A1-GM	★	★	★	☆	☆	★	6.0	.236	82	3.228	81.1	3.193	44	1.732	0.9	.035
5.10	.201	41.7	1.642	8	6	860.1-0510-041A1-GM	★	★	★	☆	☆	★	6.0	.236	104	4.094	103.1	4.059	62	2.441	0.9	.035
5.16	.203	16.4	.646	3	6	860.1-0516-016A1-GM	★	★	★	☆	☆	★	6.0	.236	66	2.598	65.1	2.563	28	1.102	0.9	.035
5.16	.203	26.7	1.051	5	6	860.1-0516-026A1-GM	★	★	★	☆	☆	★	6.0	.236	82	3.228	81.1	3.193	44	1.732	0.9	.035
5.20	.205	16.5	.650	3	6	860.1-0520-016A1-GM	★	★	★	☆	☆	★	6.0	.236	66	2.598	65.1	2.563	28	1.102	0.9	.035
5.20	.205	26.9	1.059	5	6	860.1-0520-026A1-GM	★	★	★	☆	☆	★	6.0	.236	82	3.228	81.1	3.193	44	1.732	0.9	.035
5.20	.205	42.5	1.673	8	6	860.1-0520-042A1-GM	★	★	★	☆	☆	★	6.0	.236	104	4.094	103.1	4.059	62	2.441	0.9	.035
5.30	.209	27.2	1.071	5	6	860.1-0525-027A1-GM	★	★	★	☆	☆	★	6.0	.236	82	3.228	81.1	3.193	44	1.732	0.9	.035
5.30	.209	16.6	.654	3	6	860.1-0530-016A1-GM	★	★	★	☆	☆	★	6.0	.236	66	2.598	65.1	2.563	28	1.102	0.9	.035
5.30	.209	27.5	1.083	5	6	860.1-0530-027A1-GM	★	★	★	☆	☆	★	6.0	.236	82	3.228	81.1	3.193	44	1.732	0.9	.035
5.30	.209	43.4	1.709	8	6	860.1-0530-043A1-GM	★	★	★	☆	☆	★	6.0	.236	104	4.094	103.1	4.059	62	2.441	0.9	.035
5.40	.213	16.5	.650	3	6	860.1-0540-016A1-GM	★	★	★	☆	☆	★	6.0	.236	66	2.598	65.1	2.563	28	1.102	0.9	.035
5.40	.213	28.0	1.102	5	6	860.1-0540-027A1-GM	★	★	★	☆	☆	★	6.0	.236	82	3.228	81.1	3.193	44	1.732	0.9	.035
5.40	.213	44.2	1.740	8	6	860.1-0540-044A1-GM	★	★	★	☆	☆	★	6.0	.236	104	4.094	103.1	4.059	62	2.441	0.9	.035
5.50	.217	16.4	.646	2	6	860.1-0550-016A1-GM	★	★	★	☆	☆	★	6.0	.236	66	2.598	65.1	2.563	28	1.102	0.9	.035
5.50	.217	28.5	1.122	5	6	860.1-0550-028A1-GM	★	★	★	☆	☆	★	6.0	.236	82	3.228	81.1	3.193	44	1.732	0.9	.035
5.55	.219	45.0	1.772	8	6	860.1-0550-045A1-GM	★	★	★	☆	☆	★	6.0	.236	104	4.094	103.1	4.059	62	2.441	0.9	.035
5.56	.219	28.8	1.134	5	6	860.1-0555-028A1-GM	★	★	★	☆	☆	★	6.0	.236	82	3.228	81.1	3.193	44	1.732	0.9	.035
5.56	.219	16.4	.646	2	6	860.1-0556-016A1-GM	★	★	★	☆	☆	★	6.0	.236	66	2.598	65.1	2.563	28	1.102	0.9	.035
5.56	.219	28.8	1.134	5	6	860.1-0556-028A1-GM	★	★	★	☆	☆	★	6.0	.236	82	3.228	81.1	3.193	44	1.732	0.9	.035
5.56	.219	45.5	1.791	8	6	860.1-0556-045A1-GM	★	★	★	☆	☆	★	6.0	.236	104	4.094	103.1	4.059	62	2.441	0.9	.035
5.60	.220	16.3	.642	2	6	860.1-0560-016A1-GM	★	★	★	☆	☆	★	6.0	.236	66	2.598	65.0	2.559	28	1.102	1.0	.039
5.60	.220	29.0	1.142	5	6	860.1-0560-029A1-GM	★	★	★	☆	☆	★	6.0	.236	82	3.228	81.0	3.189	44	1.732	1.0	.039
5.60	.220	45.8	1.803	8	6	860.1-0560-045A1-GM	★	★	★	☆	☆	★	6.0	.236	104	4.094	103.0	4.055	62	2.441	1.0	.039
5.70	.224	16.2	.638	2	6	860.1-0570-016A1-GM	★	★	★	☆	☆	★	6.0	.236	66	2.598	65.0	2.559	28	1.102	1.0	.039
5.70	.224	29.5	1.161	5	6	860.1-0570-029A1-GM	★	★	★	☆	☆	★	6.0	.236	82	3.228	81.0	3.189	44	1.732	1.0	.039
5.70	.224	46.6	1.835	8	6	860.1-0570-046A1-GM	★	★	★	☆	☆	★	6.0	.236	104	4.094	103.0	4.055	62	2.441	1.0	.039
5.80	.228	16.2	.638	2	6	860.1-0580-016A1-GM	★	★	★	☆	☆	★	6.0	.236	66	2.598	65.0	2.559	28	1.102	1.0	.039
5.80	.228	30.1	1.185	5	6	860.1-0580-030A1-GM	★	★	★	☆	☆	★	6.0	.236	82	3.228	80.9	3.187	44	1.732	1.1	.042
5.80	.228	47.5	1.870	8	6	860.1-0580-047A1-GM	★	★	★	☆	☆	★	6.0	.236	104	4.094	103.0	4.055	62	2.441	1.0	.039
5.90	.232	16.1	.634	2	6	860.1-0590-016A1-GM	★	★	★	☆	☆	★	6.0	.236	66	2.598	65.0	2.559	28	1.102	1.0	.039
5.90	.232	48.3	1.902	8	6	860.1-0590-048A1-GM	★	★	★	☆	☆	★	6.0	.236	104	4.094	103.0	4.055	62	2.441	1.0	.039
5.95	.234	16.0	.630	2	6	860.1-0595-016A1-GM	★	★	★	☆	☆	★	6.0	.236	66	2.598	64.9	2.556	28	1.102	1.1	.043

B76 E9 E28 E14

ITA

CoroDrill® 860-GM, punta in metallo duro integrale

Per applicazioni su diversi materiali

Adduzione interna di refrigerante

TCHA H9
SIG 140°

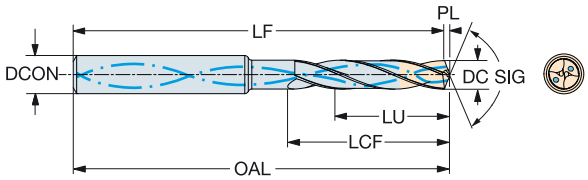

Dimensioni in mm e pollici

DC	DC"	LU	LU"	ULDR	CZC_{MS}	Codice di ordinazione	P X1BM	M X1BM	K X1BM	N X1BM	S X1BM	H X1BM	$DCON_{MS}$	$DCON_{MS}$"	OAL	OAL"	LF	LF"	LCF	LCF"	PL	PL"
6.00	.236	16.0	.630	2	6	860.1-0600-016A1-GM	★	★	★	☆	☆	★	6.0	.236	66	2.598	64.9	2.555	28	1.102	1.1	.043
6.00	.236	31.1	1.224	5	6	860.1-0600-031A1-GM	★	★	★	☆	☆	★	6.0	.236	82	3.228	80.9	3.185	44	1.732	1.1	.043
6.00	.236	49.1	1.933	8	6	860.1-0600-049A1-GM	★	★	★	☆	☆	★	6.0	.236	104	4.094	103.0	4.055	62	2.441	1.0	.039
6.10	.240	19.4	.764	3	8	860.1-0610-019A1-GM	★	★	★	☆	☆	★	8.0	.315	79	3.110	77.9	3.067	34	1.339	1.1	.044
6.10	.240	31.6	1.244	5	8	860.1-0610-031A1-GM	★	★	★	☆	☆	★	8.0	.315	91	3.583	89.9	3.539	53	2.087	1.1	.044
6.10	.240	49.9	1.965	8	8	860.1-0610-049A1-GM	★	★	★	☆	☆	★	8.0	.315	126	4.961	125.0	4.921	84	3.307	1.0	.039
6.20	.244	19.7	.776	3	8	860.1-0620-019A1-GM	★	★	★	☆	☆	★	8.0	.315	79	3.110	77.9	3.066	34	1.339	1.1	.044
6.20	.244	32.1	1.264	5	8	860.1-0620-032A1-GM	★	★	★	☆	☆	★	8.0	.315	91	3.583	89.9	3.538	53	2.087	1.1	.044
6.20	.244	50.7	1.996	8	8	860.1-0620-050A1-GM	★	★	★	☆	☆	★	8.0	.315	126	4.961	124.9	4.917	84	3.307	1.1	.043
6.30	.248	20.0	.787	3	8	860.1-0630-020A1-GM	★	★	★	☆	☆	★	8.0	.315	79	3.110	77.9	3.065	34	1.339	1.1	.045
6.30	.248	32.6	1.283	5	8	860.1-0630-032A1-GM	★	★	★	☆	☆	★	8.0	.315	91	3.583	89.9	3.538	53	2.087	1.1	.045
6.30	.248	51.5	2.028	8	8	860.1-0630-051A1-GM	★	★	★	☆	☆	★	8.0	.315	126	4.961	124.9	4.917	84	3.307	1.1	.043
6.35	.250	20.2	.795	3	8	860.1-0635-020A1-GM	★	★	★	☆	☆	★	8.0	.315	79	3.110	77.8	3.065	34	1.339	1.2	.045
6.35	.250	32.9	1.295	5	8	860.1-0635-032A1-GM	★	★	★	☆	☆	★	8.0	.315	91	3.583	89.8	3.537	53	2.087	1.2	.045
6.35	.250	52.0	2.047	8	8	860.1-0635-051A1-GM	★	★	★	☆	☆	★	8.0	.315	126	4.961	124.9	4.917	84	3.307	1.1	.043
6.40	.252	20.4	.803	3	8	860.1-0640-020A1-GM	★	★	★	☆	☆	★	8.0	.315	79	3.110	77.8	3.064	34	1.339	1.2	.046
6.40	.252	33.2	1.307	5	8	860.1-0640-033A1-GM	★	★	★	☆	☆	★	8.0	.315	91	3.583	89.8	3.537	53	2.087	1.2	.046
6.40	.252	52.4	2.063	8	8	860.1-0640-052A1-GM	★	★	★	☆	☆	★	8.0	.315	126	4.961	124.9	4.917	84	3.307	1.1	.043
6.50	.256	20.7	.815	3	8	860.1-0650-020A1-GM	★	★	★	☆	☆	★	8.0	.315	79	3.110	77.8	3.064	34	1.339	1.2	.047
6.50	.256	33.7	1.327	5	8	860.1-0650-033A1-GM	★	★	★	☆	☆	★	8.0	.315	91	3.583	89.8	3.536	53	2.087	1.2	.047
6.50	.256	53.2	2.094	8	8	860.1-0650-053A1-GM	★	★	★	☆	☆	★	8.0	.315	126	4.961	124.9	4.917	84	3.307	1.1	.043
6.60	.260	20.6	.811	3	8	860.1-0660-020A1-GM	★	★	★	☆	☆	★	8.0	.315	79	3.110	77.8	3.063	34	1.339	1.2	.047
6.60	.260	34.2	1.346	5	8	860.1-0660-034A1-GM	★	★	★	☆	☆	★	8.0	.315	91	3.583	89.8	3.535	53	2.087	1.2	.047
6.60	.260	54.0	2.126	8	8	860.1-0660-054A1-GM	★	★	★	☆	☆	★	8.0	.315	126	4.961	124.9	4.917	84	3.307	1.1	.043
6.70	.264	20.5	.807	3	8	860.1-0670-020A1-GM	★	★	★	☆	☆	★	8.0	.315	79	3.110	77.8	3.062	34	1.339	1.2	.048
6.70	.264	34.7	1.366	5	8	860.1-0670-034A1-GM	★	★	★	☆	☆	★	8.0	.315	91	3.583	89.8	3.535	53	2.087	1.2	.048
6.70	.264	54.8	2.157	8	8	860.1-0670-054A1-GM	★	★	★	☆	☆	★	8.0	.315	126	4.961	124.9	4.917	84	3.307	1.1	.043
6.75	.266	20.5	.807	3	8	860.1-0675-020A1-GM	★	★	★	☆	☆	★	8.0	.315	79	3.110	77.8	3.062	34	1.339	1.2	.048
6.75	.266	35.0	1.378	5	8	860.1-0675-034A1-GM	★	★	★	☆	☆	★	8.0	.315	91	3.583	89.8	3.534	53	2.087	1.2	.048
6.80	.268	20.4	.803	3	8	860.1-0680-020A1-GM	★	★	★	☆	☆	★	8.0	.315	79	3.110	77.8	3.062	34	1.339	1.2	.049
6.80	.268	35.2	1.386	5	8	860.1-0680-035A1-GM	★	★	★	☆	☆	★	8.0	.315	91	3.583	89.8	3.534	53	2.087	1.2	.049
6.80	.268	55.6	2.189	8	8	860.1-0680-055A1-GM	★	★	★	☆	☆	★	8.0	.315	126	4.961	124.8	4.913	84	3.307	1.2	.047
6.90	.272	20.3	.799	2	8	860.1-0690-020A1-GM	★	★	★	☆	☆	★	8.0	.315	79	3.110	77.7	3.061	34	1.339	1.3	.049
6.90	.272	35.8	1.409	5	8	860.1-0690-035A1-GM	★	★	★	☆	☆	★	8.0	.315	91	3.583	89.7	3.533	53	2.087	1.3	.049
6.90	.272	56.5	2.224	8	8	860.1-0690-056A1-GM	★	★	★	☆	☆	★	8.0	.315	126	4.961	124.8	4.913	84	3.307	1.2	.047
7.00	.276	22.3	.878	3	8	860.1-0700-022A1-GM	★	★	★	☆	☆	★	8.0	.315	79	3.110	77.7	3.060	41	1.614	1.3	.050
7.00	.276	36.3	1.429	5	8	860.1-0700-036A1-GM	★	★	★	☆	☆	★	8.0	.315	91	3.583	89.7	3.533	53	2.087	1.3	.050
7.00	.276	57.3	2.256	8	8	860.1-0700-057A1-GM	★	★	★	☆	☆	★	8.0	.315	126	4.961	124.8	4.913	84	3.307	1.2	.047
7.10	.280	22.6	.890	3	8	860.1-0710-022A1-GM	★	★	★	☆	☆	★	8.0	.315	79	3.110	77.7	3.059	41	1.614	1.3	.051
7.10	.280	36.8	1.449	5	8	860.1-0710-036A1-GM	★	★	★	☆	☆	★	8.0	.315	91	3.583	89.7	3.532	53	2.087	1.3	.051
7.10	.280	58.1	2.287	8	8	860.1-0710-058A1-GM	★	★	★	☆	☆	★	8.0	.315	126	4.961	124.8	4.913	84	3.307	1.2	.047
7.14	.281	22.7	.894	3	8	860.1-0714-022A1-GM	★	★	★	☆	☆	★	8.0	.315	79	3.110	77.7	3.059	41	1.614	1.3	.051
7.14	.281	58.4	2.299	8	8	860.1-0714-058A1-GM	★	★	★	☆	☆	★	8.0	.315	126	4.961	124.8	4.913	84	3.307	1.2	.047
7.20	.283	22.9	.902	3	8	860.1-0720-022A1-GM	★	★	★	☆	☆	★	8.0	.315	79	3.110	77.7	3.059	41	1.614	1.3	.052
7.20	.283	37.3	1.469	5	8	860.1-0720-037A1-GM	★	★	★	☆	☆	★	8.0	.315	91	3.583	89.7	3.531	53	2.087	1.3	.052
7.30	.287	23.2	.913	3	8	860.1-0730-023A1-GM	★	★	★	☆	☆	★	8.0	.315	79	3.110	77.7	3.058	41	1.614	1.3	.052
7.30	.287	37.8	1.488	5	8	860.1-0730-037A1-GM	★	★	★	☆	☆	★	8.0	.315	91	3.583	89.7	3.530	53	2.087	1.3	.052
7.40	.291	23.5	.925	3	8	860.1-0740-023A1-GM	★	★	★	☆	☆	★	8.0	.315	79	3.110	77.7	3.057	41	1.614	1.3	.053
7.40	.291	38.3	1.508	5	8	860.1-0740-038A1-GM	★	★	★	☆	☆	★	8.0	.315	91	3.583	89.7	3.530	53	2.087	1.3	.053
7.40	.291	60.5	2.382	8	8	860.1-0740-060A1-GM	★	★	★	☆	☆	★	8.0	.315	126	4.961	124.7	4.909	84	3.307	1.3	.051
7.50	.295	23.9	.941	3	8	860.1-0750-023A1-GM	★	★	★	☆	☆	★	8.0	.315	79	3.110	77.6	3.057	41	1.614	1.4	.054
7.50	.295	38.8	1.528	5	8	860.1-0750-038A1-GM	★	★	★	☆	☆	★	8.0	.315	91	3.583	89.6	3.529	53	2.087	1.4	.054
7.50	.295	61.4	2.417	8	8	860.1-0750-061A1-GM	★	★	★	☆	☆	★	8.0	.315	126	4.961	124.7	4.909	84	3.307	1.3	.051
7.54	.297	24.0	.945	3	8	860.1-0754-023A1-GM	★	★	★	☆	☆	★	8.0	.315	79	3.110	77.6	3.056	41	1.614	1.4	.054
7.60	.299	24.2	.953	3	8	860.1-0760-024A1-GM	★	★	★	☆	☆	★	8.0	.315	79	3.110	77.6	3.056	41	1.614	1.4	.054
7.60	.299	38.7	1.524	5	10	860.1-0760-038A1-GM	★	★	★	☆	☆	★	10.0	.394	91	3.583	89.6	3.528	53	2.087	1.4	.054

B76 E9 E28 E14

CoroDrill® 860-GM, punta in metallo duro integrale

Per applicazioni su diversi materiali

Adduzione interna di refrigerante

TCHA H9
SIG 140°

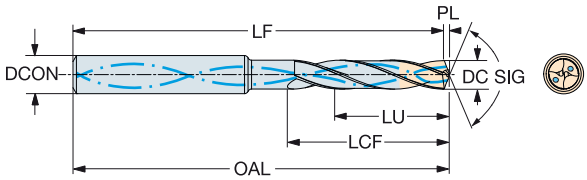

Dimensioni in mm e pollici

DC	DC"	LU	LU"	ULDR	CZC_{MS}	Codice di ordinazione	P X1BM	M X1BM	K X1BM	N X1BM	S X1BM	H X1BM	$DCON_{MS}$	$DCON_{MS}$"	OAL	OAL"	LF	LF"	LCF	LCF"	PL	PL"
7.70	.303	24.5	.965	3	8	860.1-0770-024A1-GM	★	★	★	☆	☆	★	8.0	.315	79	3.110	77.6	3.055	41	1.614	1.4	.055
7.70	.303	63.0	2.480	8	8	860.1-0770-063A1-GM	★	★	★	☆	☆	★	8.0	.315	126	4.961	124.7	4.909	84	3.307	1.3	.051
7.80	.307	24.8	.976	3	8	860.1-0780-024A1-GM	★	★	★	☆	☆	★	8.0	.315	79	3.110	77.6	3.054	41	1.614	1.4	.056
7.80	.307	38.6	1.520	4	8	860.1-0780-038A1-GM	★	★	★	☆	☆	★	8.0	.315	91	3.583	89.6	3.527	53	2.087	1.4	.056
7.80	.307	63.8	2.512	8	8	860.1-0780-063A1-GM	★	★	★	☆	☆	★	8.0	.315	126	4.961	124.7	4.909	84	3.307	1.3	.051
7.90	.311	25.1	.988	3	8	860.1-0790-025A1-GM	★	★	★	☆	☆	★	8.0	.315	79	3.110	77.6	3.054	41	1.614	1.4	.057
7.90	.311	64.6	2.543	8	8	860.1-0790-064A1-GM	★	★	★	☆	☆	★	8.0	.315	126	4.961	124.6	4.906	84	3.307	1.4	.055
7.94	.313	25.3	.996	3	8	860.1-0794-025A1-GM	★	★	★	☆	☆	★	8.0	.315	79	3.110	77.6	3.053	41	1.614	1.4	.057
7.94	.313	38.4	1.512	4	8	860.1-0794-038A1-GM	★	★	★	☆	☆	★	8.0	.315	91	3.583	89.6	3.526	53	2.087	1.4	.057
7.94	.313	65.0	2.559	8	8	860.1-0794-064A1-GM	★	★	★	☆	☆	★	8.0	.315	126	4.961	124.6	4.906	84	3.307	1.4	.055
8.00	.315	25.5	1.004	3	8	860.1-0800-025A1-GM	★	★	★	☆	☆	★	8.0	.315	79	3.110	77.5	3.053	41	1.614	1.5	.057
8.00	.315	38.4	1.512	4	8	860.1-0800-038A1-GM	★	★	★	☆	☆	★	8.0	.315	91	3.583	89.5	3.525	53	2.087	1.5	.057
8.00	.315	65.5	2.579	8	8	860.1-0800-065A1-GM	★	★	★	☆	☆	★	8.0	.315	126	4.961	124.6	4.906	84	3.307	1.4	.055
8.10	.319	25.8	1.016	3	10	860.1-0810-025A1-GM	★		★	☆	☆	★	10.0	.394	89	3.504	87.5	3.446	47	1.850	1.5	.058
8.10	.319	42.0	1.654	5	10	860.1-0810-041A1-GM	★		★	☆	☆	★	10.0	.394	103	4.055	101.5	3.997	61	2.402	1.5	.058
8.10	.319	66.3	2.610	8	10	860.1-0810-066A1-GM	★		★	☆	☆	★	10.0	.394	152	5.984	150.6	5.929	106	4.173	1.4	.055
8.20	.323	26.1	1.028	3	10	860.1-0820-026A1-GM	★		★	☆	☆	★	10.0	.394	89	3.504	87.5	3.445	47	1.850	1.5	.059
8.20	.323	42.5	1.673	5	10	860.1-0820-042A1-GM	★		★	☆	☆	★	10.0	.394	103	4.055	101.5	3.996	61	2.402	1.5	.059
8.20	.323	67.1	2.642	8	10	860.1-0820-067A1-GM	★		★	☆	☆	★	10.0	.394	152	5.984	150.6	5.929	106	4.173	1.4	.055
8.30	.327	26.4	1.039	3	10	860.1-0830-026A1-GM	★		★	☆	☆	★	10.0	.394	89	3.504	87.5	3.444	47	1.850	1.5	.059
8.30	.327	43.0	1.693	5	10	860.1-0830-043A1-GM	★		★	☆	☆	★	10.0	.394	103	4.055	101.5	3.996	61	2.402	1.5	.059
8.30	.327	67.9	2.673	8	10	860.1-0830-067A1-GM	★		★	☆	☆	★	10.0	.394	152	5.984	150.6	5.929	106	4.173	1.4	.055
8.40	.331	26.7	1.051	3	10	860.1-0840-026A1-GM	★		★	☆	☆	★	10.0	.394	89	3.504	87.5	3.444	47	1.850	1.5	.060
8.40	.331	43.5	1.713	5	10	860.1-0840-043A1-GM	★		★	☆	☆	★	10.0	.394	103	4.055	101.5	3.995	61	2.402	1.5	.060
8.50	.335	27.0	1.063	3	10	860.1-0850-027A1-GM	★		★	☆	☆	★	10.0	.394	89	3.504	87.5	3.443	47	1.850	1.5	.061
8.50	.335	44.0	1.732	5	10	860.1-0850-044A1-GM	★		★	☆	☆	★	10.0	.394	103	4.055	101.5	3.994	61	2.402	1.5	.061
8.50	.335	69.5	2.736	8	10	860.1-0850-069A1-GM	★		★	☆	☆	★	10.0	.394	152	5.984	150.5	5.925	106	4.173	1.5	.059
8.60	.339	27.4	1.079	3	10	860.1-0860-027A1-GM	★		★	☆	☆	★	10.0	.394	89	3.504	87.4	3.442	47	1.850	1.6	.062
8.60	.339	44.6	1.756	5	10	860.1-0860-044A1-GM	★		★	☆	☆	★	10.0	.394	103	4.055	101.4	3.994	61	2.402	1.6	.062
8.60	.339	70.4	2.772	8	10	860.1-0860-070A1-GM	★		★	☆	☆	★	10.0	.394	152	5.984	150.5	5.925	106	4.173	1.5	.059
8.70	.343	27.7	1.091	3	10	860.1-0870-027A1-GM	★		★	☆	☆	★	10.0	.394	89	3.504	87.4	3.442	47	1.850	1.6	.062
8.70	.343	45.0	1.772	5	10	860.1-0870-044A1-GM	★		★	☆	☆	★	10.0	.394	103	4.055	101.4	3.993	61	2.402	1.6	.062
8.70	.343	71.2	2.803	8	10	860.1-0870-071A1-GM	★		★	☆	☆	★	10.0	.394	152	5.984	150.5	5.925	106	4.173	1.5	.059
8.73	.344	27.8	1.094	3	10	860.1-0873-027A1-GM	★		★	☆	☆	★	10.0	.394	89	3.504	87.4	3.441	47	1.850	1.6	.063
8.73	.344	71.4	2.811	8	10	860.1-0873-071A1-GM	★		★	☆	☆	★	10.0	.394	152	5.984	150.4	5.922	106	4.173	1.6	.063
8.80	.346	28.0	1.102	3	10	860.1-0880-028A1-GM	★		★	☆	☆	★	10.0	.394	89	3.504	87.4	3.441	47	1.850	1.6	.063
8.80	.346	44.9	1.768	5	10	860.1-0880-044A1-GM	★		★	☆	☆	★	10.0	.394	103	4.055	101.4	3.992	61	2.402	1.6	.063
8.90	.350	28.3	1.114	3	10	860.1-0890-028A1-GM	★		★	☆	☆	★	10.0	.394	89	3.504	87.4	3.440	47	1.850	1.6	.064
9.00	.354	28.6	1.126	3	10	860.1-0900-028A1-GM	★		★	☆	☆	★	10.0	.394	89	3.504	87.4	3.439	47	1.850	1.6	.064
9.00	.354	44.7	1.760	4	10	860.1-0900-044A1-GM	★		★	☆	☆	★	10.0	.394	103	4.055	101.4	3.991	61	2.402	1.6	.064
9.00	.354	73.6	2.898	8	10	860.1-0900-073A1-GM	★		★	☆	☆	★	10.0	.394	152	5.984	150.4	5.920	106	4.173	1.6	.064
9.13	.359	29.1	1.146	3	10	860.1-0913-029A1-GM	★		★	☆	☆	★	10.0	.394	89	3.504	87.3	3.439	47	1.850	1.7	.065
9.20	.362	29.3	1.154	3	10	860.1-0920-029A1-GM	★		★	☆	☆	★	10.0	.394	89	3.504	87.3	3.438	47	1.850	1.7	.066
9.30	.366	29.6	1.165	3	10	860.1-0930-029A1-GM	★		★	☆	☆	★	10.0	.394	89	3.504	87.3	3.437	47	1.850	1.7	.067
9.30	.366	44.4	1.748	4	10	860.1-0930-044A1-GM	★		★	☆	☆	★	10.0	.394	103	4.055	101.3	3.989	61	2.402	1.7	.067
9.40	.370	44.4	1.748	4	10	860.1-0940-044A1-GM	★		★	☆	☆	★	10.0	.394	103	4.055	101.3	3.988	61	2.402	1.7	.067
9.40	.370	76.9	3.028	8	10	860.1-0940-076A1-GM	★		★	☆	☆	★	10.0	.394	152	5.984	150.3	5.917	106	4.173	1.7	.067
9.50	.374	30.2	1.189	3	10	860.1-0950-030A1-GM	★		★	☆	☆	★	10.0	.394	89	3.504	87.3	3.436	47	1.850	1.7	.068
9.50	.374	44.3	1.744	4	10	860.1-0950-044A1-GM	★		★	☆	☆	★	10.0	.394	103	4.055	101.3	3.987	61	2.402	1.7	.068
9.50	.374	77.7	3.059	8	10	860.1-0950-077A1-GM	★		★	☆	☆	★	10.0	.394	152	5.984	150.3	5.916	106	4.173	1.7	.068
9.52	.375	30.3	1.193	3	10	860.1-0952-030A1-GM	★		★	☆	☆	★	10.0	.394	89	3.504	87.3	3.436	47	1.850	1.7	.068
9.52	.375	44.3	1.744	4	10	860.1-0952-044A1-GM	★		★	☆	☆	★	10.0	.394	103	4.055	101.3	3.987	61	2.402	1.7	.068
9.52	.375	77.9	3.067	8	10	860.1-0952-077A1-GM	★		★	☆	☆	★	10.0	.394	152	5.984	150.3	5.916	106	4.173	1.7	.068
9.60	.378	30.2	1.189	3	10	860.1-0960-030A1-GM	★		★	☆	☆	★	10.0	.394	89	3.504	87.3	3.435	47	1.850	1.7	.069
9.60	.378	44.2	1.740	4	10	860.1-0960-044A1-GM	★		★	☆	☆	★	10.0	.394	103	4.055	101.3	3.986	61	2.402	1.7	.069

B76 E9 E28 E14

SANDVIK Coromant

ITA

CoroDrill® 860-GM, punta in metallo duro integrale

Per applicazioni su diversi materiali

Adduzione interna di refrigerante

TCHA H9
SIG 140°

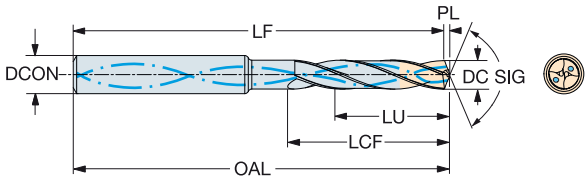

Dimensioni in mm e pollici

DC	DC"	LU	LU"	ULDR	CZC_{MS}	Codice di ordinazione	P X1BM	M X1BM	K X1BM	N X1BM	S X1BM	H X1BM	$DCON_{MS}$	$DCON_{MS}$"	OAL	OAL"	LF	LF"	LCF	LCF"	PL	PL"
9.70	.382	30.1	1.185	3	10	860.1-0970-030A1-GM	★		★	☆	☆	★	10.0	.394	89	3.504	87.2	3.434	47	1.850	1.8	.069
9.70	.382	44.1	1.736	4	10	860.1-0970-044A1-GM	★		★	☆	☆	★	10.0	.394	103	4.055	101.2	3.986	61	2.402	1.8	.069
9.70	.382	79.4	3.126	8	10	860.1-0970-079A1-GM	★		★	☆	☆	★	10.0	.394	152	5.984	150.2	5.915	106	4.173	1.8	.069
9.80	.386	30.0	1.181	3	10	860.1-0980-030A1-GM	★		★	☆	☆	★	10.0	.394	89	3.504	87.2	3.434	47	1.850	1.8	.070
9.80	.386	44.0	1.732	4	10	860.1-0980-044A1-GM	★		★	☆	☆	★	10.0	.394	103	4.055	101.2	3.985	61	2.402	1.8	.070
9.80	.386	80.2	3.157	8	10	860.1-0980-080A1-GM	★		★	☆	☆	★	10.0	.394	152	5.984	150.2	5.914	106	4.173	1.8	.070
9.90	.390	30.0	1.181	3	10	860.1-0990-029A1-GM	★		★	☆	☆	★	10.0	.394	89	3.504	87.2	3.433	47	1.850	1.8	.071
9.90	.390	44.0	1.732	4	10	860.1-0990-043A1-GM	★		★	☆	☆	★	10.0	.394	103	4.055	101.2	3.984	61	2.402	1.8	.071
9.92	.391	30.0	1.181	3	10	860.1-0992-029A1-GM	★		★	☆	☆	★	10.0	.394	89	3.504	87.2	3.433	47	1.850	1.8	.071
9.92	.391	81.2	3.197	8	10	860.1-0992-081A1-GM	★		★	☆	☆	★	10.0	.394	152	5.984	150.2	5.913	106	4.173	1.8	.071
10.00	.394	29.9	1.177	2	10	860.1-1000-029A1-GM	★		★	☆	☆	★	10.0	.394	89	3.504	87.2	3.432	47	1.850	1.8	.072
10.00	.394	43.9	1.728	4	10	860.1-1000-043A1-GM	★		★	☆	☆	★	10.0	.394	103	4.055	101.2	3.983	61	2.402	1.8	.072
10.00	.394	81.8	3.220	8	10	860.1-1000-081A1-GM	★		★	☆	☆	★	10.0	.394	152	5.984	150.2	5.913	106	4.173	1.8	.072
10.10	.398	32.1	1.264	3	12	860.1-1010-032A1-GM	★		★	☆	☆	★	12.0	.472	89	3.504	87.2	3.432	55	2.165	1.8	.072
10.10	.398	52.3	2.059	5	12	860.1-1010-052A1-GM	★		★	☆	☆	★	12.0	.472	103	4.055	101.2	3.983	71	2.795	1.8	.072
10.10	.398	82.6	3.252	8	12	860.1-1010-082A1-GM	★		★	☆	☆	★	12.0	.472	152	5.984	150.2	5.912	128	5.039	1.8	.072
10.20	.402	32.5	1.280	3	12	860.1-1020-032A1-GM	★		★	☆	☆	★	12.0	.472	102	4.016	100.1	3.943	55	2.165	1.9	.073
10.20	.402	52.9	2.083	5	12	860.1-1020-052A1-GM	★		★	☆	☆	★	12.0	.472	118	4.646	116.1	4.573	71	2.795	1.9	.073
10.20	.402	83.5	3.287	8	12	860.1-1020-083A1-GM	★		★	☆	☆	★	12.0	.472	180	7.087	178.1	7.014	128	5.039	1.9	.073
10.30	.406	32.8	1.291	3	12	860.1-1030-032A1-GM	★		★	☆	☆	★	12.0	.472	102	4.016	100.1	3.942	55	2.165	1.9	.074
10.30	.406	52.9	2.083	5	12	860.1-1030-052A1-GM	★		★	☆	☆	★	12.0	.472	118	4.646	116.1	4.572	71	2.795	1.9	.074
10.30	.406	84.3	3.319	8	12	860.1-1030-084A1-GM	★		★	☆	☆	★	12.0	.472	180	7.087	178.1	7.013	128	5.039	1.9	.074
10.32	.406	32.8	1.291	3	12	860.1-1032-032A1-GM	★		★	☆	☆	★	12.0	.472	102	4.016	100.1	3.942	55	2.165	1.9	.074
10.32	.406	52.9	2.083	5	12	860.1-1032-052A1-GM	★		★	☆	☆	★	12.0	.472	118	4.646	116.1	4.572	71	2.795	1.9	.074
10.40	.409	33.1	1.303	3	12	860.1-1040-033A1-GM	★		★	☆	☆	★	12.0	.472	102	4.016	100.1	3.941	55	2.165	1.9	.075
10.40	.409	52.8	2.079	5	12	860.1-1040-052A1-GM	★		★	☆	☆	★	12.0	.472	118	4.646	116.1	4.571	71	2.795	1.9	.075
10.50	.413	33.4	1.315	3	12	860.1-1050-033A1-GM	★		★	☆	☆	★	12.0	.472	102	4.016	100.1	3.941	55	2.165	1.9	.075
10.50	.413	52.7	2.075	5	12	860.1-1050-052A1-GM	★		★	☆	☆	★	12.0	.472	118	4.646	116.1	4.570	71	2.795	1.9	.075
10.50	.413	85.9	3.382	8	12	860.1-1050-085A1-GM	★		★	☆	☆	★	12.0	.472	180	7.087	178.1	7.011	128	5.039	1.9	.075
10.60	.417	33.7	1.327	3	12	860.1-1060-033A1-GM	★		★	☆	☆	★	12.0	.472	102	4.016	100.1	3.940	55	2.165	1.9	.076
10.70	.421	34.0	1.339	3	12	860.1-1070-034A1-GM	★		★	☆	☆	★	12.0	.472	102	4.016	100.1	3.939	55	2.165	1.9	.077
10.70	.421	52.5	2.067	4	12	860.1-1070-052A1-GM	★		★	☆	☆	★	12.0	.472	118	4.646	116.1	4.569	71	2.795	1.9	.077
10.71	.422	34.1	1.343	3	12	860.1-1071-034A1-GM	★		★	☆	☆	★	12.0	.472	102	4.016	100.1	3.939	55	2.165	1.9	.077
10.71	.422	52.5	2.067	4	12	860.1-1071-052A1-GM	★		★	☆	☆	★	12.0	.472	118	4.646	116.1	4.569	71	2.795	1.9	.077
10.80	.425	34.4	1.354	3	12	860.1-1080-034A1-GM	★		★	☆	☆	★	12.0	.472	102	4.016	100.0	3.938	55	2.165	2.0	.077
10.80	.425	52.5	2.067	4	12	860.1-1080-052A1-GM	★		★	☆	☆	★	12.0	.472	118	4.646	116.0	4.568	71	2.795	2.0	.077
10.80	.425	88.4	3.480	8	12	860.1-1080-088A1-GM	★		★	☆	☆	★	12.0	.472	180	7.087	178.0	7.009	128	5.039	2.0	.077
11.00	.433	35.0	1.378	3	12	860.1-1100-035A1-GM	★		★	☆	☆	★	12.0	.472	102	4.016	100.0	3.937	55	2.165	2.0	.079
11.00	.433	52.3	2.059	4	12	860.1-1100-052A1-GM	★		★	☆	☆	★	12.0	.472	118	4.646	116.0	4.567	71	2.795	2.0	.079
11.00	.433	90.0	3.543	8	12	860.1-1100-090A1-GM	★		★	☆	☆	★	12.0	.472	180	7.087	178.0	7.008	128	5.039	2.0	.079
11.10	.437	35.3	1.390	3	12	860.1-1110-035A1-GM	★		★	☆	☆	★	12.0	.472	102	4.016	100.0	3.936	55	2.165	2.0	.080
11.10	.437	52.2	2.055	4	12	860.1-1110-052A1-GM	★		★	☆	☆	★	12.0	.472	118	4.646	116.0	4.566	71	2.795	2.0	.080
11.10	.437	90.8	3.575	8	12	860.1-1110-090A1-GM	★		★	☆	☆	★	12.0	.472	180	7.087	178.0	7.007	128	5.039	2.0	.080
11.11	.437	35.4	1.394	3	12	860.1-1111-035A1-GM	★		★	☆	☆	★	12.0	.472	102	4.016	100.0	3.936	55	2.165	2.0	.080
11.11	.437	52.2	2.055	4	12	860.1-1111-052A1-GM	★		★	☆	☆	★	12.0	.472	118	4.646	116.0	4.566	71	2.795	2.0	.080
11.20	.441	35.6	1.402	3	12	860.1-1120-035A1-GM	★		★	☆	☆	★	12.0	.472	102	4.016	100.0	3.936	55	2.165	2.0	.080
11.20	.441	52.1	2.051	4	12	860.1-1120-052A1-GM	★		★	☆	☆	★	12.0	.472	118	4.646	116.0	4.565	71	2.795	2.0	.080
11.30	.445	52.1	2.051	4	12	860.1-1130-052A1-GM	★		★	☆	☆	★	12.0	.472	118	4.646	115.9	4.565	71	2.795	2.1	.081
11.50	.453	35.9	1.413	3	12	860.1-1150-035A1-GM	★		★	☆	☆	★	12.0	.472	102	4.016	99.9	3.933	55	2.165	2.1	.082
11.50	.453	51.9	2.043	4	12	860.1-1150-051A1-GM	★		★	☆	☆	★	12.0	.472	118	4.646	115.9	4.563	71	2.795	2.1	.082
11.50	.453	94.1	3.705	8	12	860.1-1150-094A1-GM	★		★	☆	☆	★	12.0	.472	180	7.087	177.9	7.004	128	5.039	2.1	.082
11.60	.457	35.8	1.409	3	12	860.1-1160-035A1-GM	★		★	☆	☆	★	12.0	.472	102	4.016	99.9	3.933	55	2.165	2.1	.083
11.70	.461	35.8	1.409	3	12	860.1-1170-035A1-GM	★		★	☆	☆	★	12.0	.472	102	4.016	99.9	3.932	55	2.165	2.1	.084
11.80	.465	35.7	1.406	3	12	860.1-1180-035A1-GM	★		★	☆	☆	★	12.0	.472	102	4.016	99.9	3.931	55	2.165	2.1	.085
11.80	.465	51.7	2.035	4	12	860.1-1180-051A1-GM	★		★	☆	☆	★	12.0	.472	118	4.646	115.9	4.561	71	2.795	2.1	.085
11.80	.465	96.5	3.799	8	12	860.1-1180-096A1-GM	★		★	☆	☆	★	12.0	.472	180	7.087	177.9	7.002	128	5.039	2.1	.085

B76 E9 E28 E14

CoroDrill® 860-GM, punta in metallo duro integrale

Per applicazioni su diversi materiali

Adduzione interna di refrigerante

TCHA H9
SIG 140°

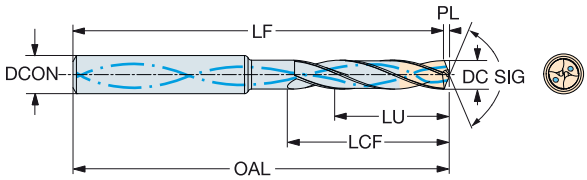

Dimensioni in mm e pollici

DC	DC"	LU	LU"	ULDR	CZC_{MS}	Codice di ordinazione	P X1BM	M X1BM	K X1BM	N X1BM	S X1BM	H X1BM	$DCON_{MS}$	$DCON_{MS}$"	OAL	OAL"	LF	LF"	LCF	LCF"	PL	PL"
11.90	.469	51.6	2.032	4	12	860.1-1190-051A1-GM	★		★	☆	☆	★	12.0	.472	118	4.646	115.8	4.560	71	2.795	2.2	.085
11.90	.469	97.4	3.835	8	12	860.1-1190-097A1-GM	★		★	☆	☆	★	12.0	.472	180	7.087	177.8	7.001	128	5.039	2.2	.085
12.00	.472	35.6	1.402	2	12	860.1-1200-035A1-GM	★		★	☆	☆	★	12.0	.472	102	4.016	99.8	3.930	55	2.165	2.2	.086
12.00	.472	51.6	2.032	4	14	860.1-1200-051A1-GM	★		★	☆	☆	★	14.0	.551	118	4.646	115.8	4.560	71	2.795	2.2	.086
12.00	.472	98.2	3.866	8	12	860.1-1200-098A1-GM	★		★	☆	☆	★	12.0	.472	180	7.087	177.8	7.001	128	5.039	2.2	.086
12.10	.476	56.7	2.232	4	14	860.1-1210-056A1-GM	★		★	☆	☆	★	14.0	.551	118	4.646	115.8	4.559	77	3.032	2.2	.087
12.20	.480	38.8	1.528	3	14	860.1-1220-038A1-GM	★		★	☆	☆	★	14.0	.551	107	4.213	104.8	4.125	60	2.362	2.2	.087
12.20	.480	56.6	2.228	4	14	860.1-1220-056A1-GM	★		★	☆	☆	★	14.0	.551	124	4.882	121.8	4.794	77	3.032	2.2	.087
12.30	.484	39.1	1.539	3	14	860.1-1230-039A1-GM	★		★	☆	☆	★	14.0	.551	107	4.213	104.8	4.124	60	2.362	2.2	.088
12.30	.484	100.6	3.961	8	14	860.1-1230-100A1-GM	★		★	☆	☆	★	14.0	.551	202	7.953	199.8	7.865	151	5.945	2.2	.088
12.40	.488	39.4	1.551	3	14	860.1-1240-039A1-GM	★		★	☆	☆	★	14.0	.551	107	4.213	104.7	4.124	60	2.362	2.3	.089
12.50	.492	39.4	1.551	3	14	860.1-1250-039A1-GM	★		★	☆	☆	★	14.0	.551	107	4.213	104.7	4.123	60	2.362	2.3	.090
12.50	.492	56.4	2.220	4	14	860.1-1250-056A1-GM	★		★	☆	☆	★	14.0	.551	124	4.882	121.7	4.792	77	3.032	2.3	.090
12.50	.492	102.3	4.028	8	14	860.1-1250-102A1-GM	★		★	☆	☆	★	14.0	.551	202	7.953	199.7	7.863	151	5.945	2.3	.090
12.70	.500	39.2	1.543	3	14	860.1-1270-039A1-GM	★		★	☆	☆	★	14.0	.551	107	4.213	104.7	4.122	60	2.362	2.3	.091
12.70	.500	56.2	2.213	4	14	860.1-1270-056A1-GM	★		★	☆	☆	★	14.0	.551	124	4.882	121.7	4.791	77	3.032	2.3	.091
12.70	.500	103.9	4.091	8	14	860.1-1270-103A1-GM	★		★	☆	☆	★	14.0	.551	202	7.953	199.7	7.862	151	5.945	2.3	.091
12.80	.504	104.7	4.122	8	14	860.1-1280-104A1-GM	★		★	☆	☆	★	14.0	.551	202	7.953	199.7	7.861	151	5.945	2.3	.092
13.00	.512	39.0	1.535	3	14	860.1-1300-038A1-GM	★		★	☆	☆	★	14.0	.551	107	4.213	104.6	4.119	60	2.362	2.4	.093
13.00	.512	56.0	2.205	4	14	860.1-1300-055A1-GM	★		★	☆	☆	★	14.0	.551	124	4.882	121.6	4.789	77	3.032	2.4	.093
13.00	.512	106.4	4.189	8	14	860.1-1300-106A1-GM	★		★	☆	☆	★	14.0	.551	202	7.953	199.6	7.860	151	5.945	2.4	.093
13.10	.516	55.9	2.201	4	14	860.1-1310-055A1-GM	★		★	☆	☆	★	14.0	.551	124	4.882	121.6	4.788	77	3.032	2.4	.094
13.25	.522	38.8	1.528	2	14	860.1-1325-038A1-GM	★		★	☆	☆	★	14.0	.551	107	4.213	104.6	4.118	60	2.362	2.4	.095
13.30	.524	38.8	1.528	2	14	860.1-1330-036A1-GM	★		★	☆	☆	★	14.0	.551	107	4.213	104.6	4.117	60	2.362	2.4	.095
13.50	.531	38.6	1.520	2	14	860.1-1350-038A1-GM	★		★	☆	☆	★	14.0	.551	107	4.213	104.5	4.116	60	2.362	2.5	.097
13.50	.531	55.6	2.189	4	14	860.1-1350-055A1-GM	★		★	☆	☆	★	14.0	.551	124	4.882	121.5	4.785	77	3.032	2.5	.097
13.50	.531	110.5	4.350	8	14	860.1-1350-110A1-GM	★		★	☆	☆	★	14.0	.551	202	7.953	199.5	7.856	151	5.945	2.5	.097
13.75	.541	38.4	1.512	2	14	860.1-1375-038A1-GM	★		★	☆	☆	★	14.0	.551	107	4.213	104.5	4.114	60	2.362	2.5	.099
13.80	.543	112.9	4.445	8	14	860.1-1380-112A1-GM	★		★	☆	☆	★	14.0	.551	202	7.953	199.5	7.854	151	5.945	2.5	.099
14.00	.551	38.2	1.504	2	14	860.1-1400-038A1-GM	★		★	☆	☆	★	14.0	.551	107	4.213	104.5	4.112	60	2.362	2.5	.100
14.00	.551	55.2	2.173	3	16	860.1-1400-055A1-GM	★		★	☆	☆	★	16.0	.630	124	4.882	121.5	4.782	77	3.032	2.5	.100
14.00	.551	114.5	4.508	8	14	860.1-1400-114A1-GM	★		★	☆	☆	★	14.0	.551	202	7.953	199.5	7.852	151	5.945	2.5	.100
14.25	.561	42.4	1.669	2	16	860.1-1425-042A1-GM	★		★	☆	☆	★	16.0	.630	115	4.528	112.4	4.425	65	2.559	2.6	.102
14.25	.561	60.4	2.378	4	16	860.1-1425-060A1-GM	★		★	☆	☆	★	16.0	.630	133	5.236	130.4	5.134	83	3.268	2.6	.102
14.29	.563	42.4	1.669	2	16	860.1-1429-042A1-GM	★		★	☆	☆	★	16.0	.630	115	4.528	112.4	4.425	65	2.559	2.6	.102
14.50	.571	42.2	1.661	2	16	860.1-1450-042A1-GM	★		★	☆	☆	★	16.0	.630	115	4.528	112.4	4.424	65	2.559	2.6	.104
14.50	.571	60.2	2.370	4	16	860.1-1450-060A1-GM	★		★	☆	☆	★	16.0	.630	133	5.236	130.4	5.132	83	3.268	2.6	.104
15.00	.591	41.8	1.646	2	16	860.1-1500-041A1-GM	★		★	☆	☆	★	16.0	.630	115	4.528	112.3	4.420	65	2.559	2.7	.107
15.00	.591	59.8	2.354	3	16	860.1-1500-059A1-GM	★		★	☆	☆	★	16.0	.630	133	5.236	130.3	5.129	83	3.268	2.7	.107
15.50	.610	41.4	1.630	2	16	860.1-1550-041A1-GM	★		★	☆	☆	★	16.0	.630	115	4.528	112.2	4.417	65	2.559	2.8	.111
15.87	.625	41.1	1.618	2	16	860.1-1587-041A1-GM	★		★	☆	☆	★	16.0	.630	115	4.528	112.1	4.414	65	2.559	2.9	.114
15.87	.625	59.1	2.327	3	16	860.1-1587-059A1-GM	★		★	☆	☆	★	16.0	.630	133	5.236	130.1	5.123	83	3.268	2.9	.114
16.00	.630	41.0	1.614	2	16	860.1-1600-041A1-GM	★		★	☆	☆	★	16.0	.630	115	4.528	112.1	4.413	65	2.559	2.9	.115
16.00	.630	59.0	2.323	3	6	860.1-1600-059A1-GM	★		★	☆	☆	★	6.0	.236	133	5.236	130.1	5.122	83	3.268	2.9	.115
16.00	.630	130.9	5.154	8	16	860.1-1600-130A1-GM	★		★	☆	☆	★	16.0	.630	227	8.937	224.1	8.822	172	6.772	2.9	.115

B76 E9 E28 E14

SANDVIK Coromant

ITA

CoroDrill® 860-GM, punta in metallo duro integrale

Per applicazioni su diversi materiali

Adduzione esterna di refrigerante

TCHA H9
SIG 140°

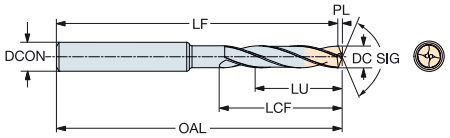

							P	M	K	N	H	Dimensioni in mm e pollici									
DC	DC"	LU	LU"	ULDR	CZC_{MS}	Codice di ordinazione	X1BM	X1BM	X1BM	X1BM	X1BM	$DCON_{MS}$	$DCON_{MS}$"	OAL	OAL"	LF	LF"	LCF	LCF"	PL	PL"
3.00	.118	9.5	.374	3	6	860.1-0300-009A0-GM	★	☆	★	☆	★	6.0	.236	62	2.441	61.5	2.421	20	.787	0.5	.020
3.00	.118	15.5	.610	5	6	860.1-0300-015A0-GM	★		★	☆	☆	6.0	.236	66	2.598	65.5	2.579	28	1.102	0.5	.020
3.10	.122	9.9	.390	3	6	860.1-0310-009A0-GM	★	☆	★	☆	★	6.0	.236	62	2.441	61.5	2.421	20	.787	0.5	.020
3.10	.122	16.1	.634	5	6	860.1-0310-016A0-GM	★		★	☆	☆	6.0	.236	66	2.598	65.5	2.579	28	1.102	0.5	.020
3.20	.126	10.2	.402	3	6	860.1-0320-010A0-GM	★	☆	★	☆	★	6.0	.236	62	2.441	61.5	2.421	20	.787	0.5	.020
3.20	.126	16.6	.654	5	6	860.1-0320-016A0-GM	★		★	☆	☆	6.0	.236	66	2.598	65.5	2.579	28	1.102	0.5	.020
3.30	.130	10.5	.413	3	6	860.1-0330-010A0-GM	★	☆	★	☆	★	6.0	.236	62	2.441	61.4	2.417	20	.787	0.6	.024
3.30	.130	17.1	.673	5	6	860.1-0330-017A0-GM	★		★	☆	☆	6.0	.236	66	2.598	65.4	2.575	28	1.102	0.6	.024
3.38	.133	17.5	.689	5	6	860.1-0338-017A0-GM	★		★	☆	☆	6.0	.236	66	2.598	65.4	2.575	28	1.102	0.6	.024
3.40	.134	10.8	.425	3	6	860.1-0340-010A0-GM	★	☆	★	☆	★	6.0	.236	62	2.441	61.4	2.417	20	.787	0.6	.024
3.40	.134	17.6	.693	5	6	860.1-0340-017A0-GM	★		★	☆	☆	6.0	.236	66	2.598	65.4	2.575	28	1.102	0.6	.024
3.50	.138	11.1	.437	3	6	860.1-0350-011A0-GM	★	☆	★	☆	★	6.0	.236	62	2.441	61.4	2.417	20	.787	0.6	.024
3.50	.138	18.1	.713	5	6	860.1-0350-018A0-GM	★		★	☆	☆	6.0	.236	66	2.598	65.4	2.575	28	1.102	0.6	.024
3.60	.142	11.5	.453	3	6	860.1-0360-011A0-GM	★	☆	★	☆	★	6.0	.236	62	2.441	61.4	2.417	20	.787	0.6	.024
3.60	.142	18.7	.736	5	6	860.1-0360-018A0-GM	★		★	☆	☆	6.0	.236	66	2.598	65.4	2.575	28	1.102	0.6	.024
3.70	.146	11.8	.465	3	6	860.1-0370-011A0-GM	★	☆	★	☆	★	6.0	.236	62	2.441	61.4	2.417	20	.787	0.6	.024
3.70	.146	19.2	.756	5	6	860.1-0370-019A0-GM	★		★	☆	☆	6.0	.236	66	2.598	65.4	2.575	28	1.102	0.6	.024
3.80	.150	12.1	.476	3	6	860.1-0380-012A0-GM	★	☆	★	☆	★	6.0	.236	66	2.598	65.4	2.575	24	.945	0.6	.024
3.80	.150	19.7	.776	5	6	860.1-0380-019A0-GM	★		★	☆	☆	6.0	.236	74	2.913	73.4	2.890	36	1.417	0.6	.024
3.90	.154	12.4	.488	3	6	860.1-0390-012A0-GM	★	☆	★	☆	★	6.0	.236	66	2.598	65.3	2.571	24	.945	0.7	.028
3.90	.154	20.2	.795	5	6	860.1-0390-020A0-GM	★		★	☆	☆	6.0	.236	74	2.913	73.3	2.886	36	1.417	0.7	.028
4.00	.157	12.7	.500	3	6	860.1-0400-012A0-GM	★	☆	★	☆	★	6.0	.236	66	2.598	65.3	2.571	24	.945	0.7	.028
4.00	.157	20.7	.815	5	6	860.1-0400-020A0-GM	★		★	☆	☆	6.0	.236	74	2.913	73.3	2.886	36	1.417	0.7	.028
4.10	.161	13.0	.512	3	6	860.1-0410-013A0-GM	★	☆	★	☆	★	6.0	.236	66	2.598	65.3	2.571	24	.945	0.7	.028
4.10	.161	21.2	.835	5	6	860.1-0410-021A0-GM	★		★	☆	☆	6.0	.236	74	2.913	73.3	2.886	36	1.417	0.7	.028
4.20	.165	13.4	.528	3	6	860.1-0420-013A0-GM	★	☆	★	☆	★	6.0	.236	66	2.598	65.3	2.571	24	.945	0.7	.028
4.20	.165	21.8	.858	5	6	860.1-0420-021A0-GM	★		★	☆	☆	6.0	.236	74	2.913	73.3	2.886	36	1.417	0.7	.028
4.30	.169	13.7	.539	3	6	860.1-0430-013A0-GM	★	☆	★	☆	★	6.0	.236	66	2.598	65.3	2.571	24	.945	0.7	.028
4.30	.169	22.3	.878	5	6	860.1-0430-022A0-GM	★		★	☆	☆	6.0	.236	74	2.913	73.3	2.886	36	1.417	0.7	.028
4.40	.173	14.0	.551	3	6	860.1-0440-014A0-GM	★	☆	★	☆	★	6.0	.236	66	2.598	65.3	2.571	24	.945	0.7	.028
4.50	.177	14.3	.563	3	6	860.1-0450-014A0-GM	★	☆	★	☆	★	6.0	.236	66	2.598	65.2	2.567	24	.945	0.8	.031
4.50	.177	23.3	.917	5	6	860.1-0450-023A0-GM	★		★	☆	☆	6.0	.236	74	2.913	73.2	2.882	36	1.417	0.8	.031
4.60	.181	14.6	.575	3	6	860.1-0460-014A0-GM	★	☆	★	☆	★	6.0	.236	66	2.598	65.2	2.567	24	.945	0.8	.031
4.60	.181	23.8	.937	5	6	860.1-0460-023A0-GM	★		★	☆	☆	6.0	.236	74	2.913	73.2	2.882	36	1.417	0.8	.031
4.70	.185	14.6	.575	3	6	860.1-0470-014A0-GM	★	☆	★	☆	★	6.0	.236	66	2.598	65.2	2.567	24	.945	0.8	.031
4.80	.189	15.3	.602	3	6	860.1-0480-015A0-GM	★	☆	★	☆	★	6.0	.236	66	2.598	65.2	2.567	28	1.102	0.8	.031
4.80	.189	24.9	.980	5	6	860.1-0480-024A0-GM	★		★	☆	☆	6.0	.236	82	3.228	81.2	3.197	44	1.732	0.8	.031
4.90	.193	15.6	.614	3	6	860.1-0490-015A0-GM	★	☆	★	☆	★	6.0	.236	66	2.598	65.2	2.567	28	1.102	0.8	.031
5.00	.197	15.9	.626	3	6	860.1-0500-015A0-GM	★	☆	★	☆	★	6.0	.236	66	2.598	65.2	2.567	28	1.102	0.8	.031
5.00	.197	25.9	1.020	5	6	860.1-0500-025A0-GM	★		★	☆	☆	6.0	.236	82	3.228	81.2	3.197	44	1.732	0.8	.031
5.10	.201	16.2	.638	3	6	860.1-0510-016A0-GM	★	☆	★	☆	★	6.0	.236	66	2.598	65.1	2.563	28	1.102	0.9	.035
5.10	.201	26.4	1.039	5	6	860.1-0510-026A0-GM	★		★	☆	☆	6.0	.236	82	3.228	81.1	3.193	44	1.732	0.9	.035
5.20	.205	16.5	.650	3	6	860.1-0520-016A0-GM	★	☆	★	☆	★	6.0	.236	66	2.598	65.1	2.563	28	1.102	0.9	.035
5.20	.205	26.9	1.059	5	6	860.1-0520-026A0-GM	★		★	☆	☆	6.0	.236	82	3.228	81.1	3.193	44	1.732	0.9	.035
5.30	.209	16.6	.654	3	6	860.1-0530-016A0-GM	★	☆	★	☆	★	6.0	.236	66	2.598	65.1	2.563	28	1.102	0.9	.035
5.30	.209	27.5	1.083	5	6	860.1-0530-027A0-GM	★		★	☆	☆	6.0	.236	82	3.228	81.1	3.193	44	1.732	0.9	.035
5.40	.213	16.5	.650	3	6	860.1-0540-016A0-GM	★	☆	★	☆	★	6.0	.236	66	2.598	65.1	2.563	28	1.102	0.9	.035
5.50	.217	16.4	.646	2	6	860.1-0550-016A0-GM	★	☆	★	☆	★	6.0	.236	66	2.598	65.1	2.563	28	1.102	0.9	.035
5.50	.217	28.5	1.122	5	6	860.1-0550-028A0-GM	★		★	☆	☆	6.0	.236	82	3.228	81.1	3.193	44	1.732	0.9	.035
5.60	.220	16.3	.642	2	6	860.1-0560-016A0-GM	★	☆	★	☆	★	6.0	.236	66	2.598	65.0	2.559	28	1.102	1.0	.039
5.60	.220	29.0	1.142	5	6	860.1-0560-029A0-GM	★		★	☆	☆	6.0	.236	82	3.228	81.0	3.189	44	1.732	1.0	.039
5.80	.228	16.2	.638	2	6	860.1-0580-016A0-GM	★	☆	★	☆	★	6.0	.236	66	2.598	65.0	2.559	28	1.102	1.0	.039
5.90	.232	30.6	1.205	5	6	860.1-0590-030A0-GM	★		★	☆	☆	6.0	.236	82	3.228	81.0	3.189	44	1.732	1.0	.039
6.00	.236	16.0	.630	2	6	860.1-0600-016A0-GM	★	☆	★	☆	★	6.0	.236	66	2.598	65.0	2.559	28	1.102	1.0	.039
6.00	.236	31.1	1.224	5	6	860.1-0600-031A0-GM	★		★	☆	☆	6.0	.236	82	3.228	81.0	3.189	44	1.732	1.0	.039
6.10	.240	19.4	.764	3	8	860.1-0610-019A0-GM	★	☆	★	☆	★	8.0	.315	79	3.110	78.0	3.071	34	1.339	1.0	.039
6.10	.240	31.6	1.244	5	8	860.1-0610-031A0-GM	★		★	☆	☆	8.0	.315	91	3.583	90.0	3.543	53	2.087	1.0	.039
6.20	.244	19.7	.776	3	8	860.1-0620-019A0-GM	★	☆	★	☆	★	8.0	.315	79	3.110	77.9	3.067	34	1.339	1.1	.043
6.20	.244	32.1	1.264	5	8	860.1-0620-032A0-GM	★		★	☆	☆	8.0	.315	91	3.583	89.9	3.539	53	2.087	1.1	.043

B76 E9 E28 E14

CoroDrill® 860-GM, punta in metallo duro integrale

Per applicazioni su diversi materiali

Adduzione esterna di refrigerante

TCHA H9
SIG 140°

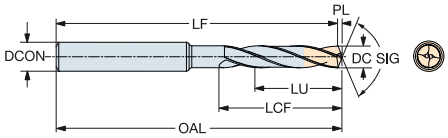

							P	M	K	N	H	Dimensioni in mm e pollici								
DC	DC"	LU	LU"	ULDR	CZC_{MS}	Codice di ordinazione	X1BM	X1BM	X1BM	X1BM	X1BM	$DCON_{MS}$	$DCON_{MS}$"	OAL	OAL"	LF	LF"	LCF	LCF"	PL	PL"
6.30	.248	20.0	.787	3	8	860.1-0630-020A0-GM	★	☆	★	☆	★	8.0	.315	79	3.110	77.9	3.067	34	1.339	1.1	.043
6.30	.248	32.6	1.283	5	8	860.1-0630-032A0-GM	★		★	☆	☆	8.0	.315	91	3.583	89.9	3.539	53	2.087	1.1	.043
6.40	.252	33.2	1.307	5	8	860.1-0640-033A0-GM	★		★	☆	☆	8.0	.315	91	3.583	89.9	3.539	53	2.087	1.1	.043
6.50	.256	20.7	.815	3	8	860.1-0650-020A0-GM	★	☆	★	☆	★	8.0	.315	79	3.110	77.9	3.067	34	1.339	1.1	.043
6.50	.256	33.7	1.327	5	8	860.1-0650-033A0-GM	★		★	☆	☆	8.0	.315	91	3.583	89.9	3.539	53	2.087	1.1	.043
6.60	.260	20.6	.811	3	8	860.1-0660-020A0-GM	★	☆	★	☆	★	8.0	.315	79	3.110	77.9	3.067	34	1.339	1.1	.043
6.70	.264	20.5	.807	3	8	860.1-0670-020A0-GM	★	☆	★	☆	★	8.0	.315	79	3.110	77.9	3.067	34	1.339	1.1	.043
6.70	.264	34.7	1.366	5	8	860.1-0670-034A0-GM	★		★	☆	☆	8.0	.315	91	3.583	89.9	3.539	53	2.087	1.1	.043
6.80	.268	20.4	.803	3	8	860.1-0680-020A0-GM	★	☆	★	☆	★	8.0	.315	79	3.110	77.8	3.063	34	1.339	1.2	.047
6.80	.268	35.2	1.386	5	8	860.1-0680-035A0-GM	★		★	☆	☆	8.0	.315	91	3.583	89.8	3.535	53	2.087	1.2	.047
6.90	.272	35.8	1.409	5	8	860.1-0690-035A0-GM	★		★	☆	☆	8.0	.315	91	3.583	89.8	3.535	53	2.087	1.2	.047
7.00	.276	22.3	.878	3	8	860.1-0700-022A0-GM	★	☆	★	☆	★	8.0	.315	79	3.110	77.8	3.063	41	1.614	1.2	.047
7.00	.276	36.3	1.429	5	8	860.1-0700-036A0-GM	★		★	☆	☆	8.0	.315	91	3.583	89.8	3.535	53	2.087	1.2	.047
7.10	.280	22.6	.890	3	8	860.1-0710-022A0-GM	★	☆	★	☆	★	8.0	.315	79	3.110	77.8	3.063	41	1.614	1.2	.047
7.20	.283	22.9	.902	3	8	860.1-0720-022A0-GM	★	☆	★	☆	★	8.0	.315	79	3.110	77.7	3.059	41	1.614	1.3	.052
7.50	.295	38.8	1.528	5	8	860.1-0750-038A0-GM	★		★	☆	☆	8.0	.315	91	3.583	89.7	3.532	53	2.087	1.3	.051
7.70	.303	24.5	.965	3	8	860.1-0770-024A0-GM	★	☆	★	☆	★	8.0	.315	79	3.110	77.6	3.055	41	1.614	1.4	.055
7.80	.307	24.8	.976	3	8	860.1-0780-024A0-GM	★	☆	★	☆	★	8.0	.315	79	3.110	77.6	3.054	41	1.614	1.4	.056
8.00	.315	25.5	1.004	3	8	860.1-0800-025A0-GM	★	☆	★	☆	★	8.0	.315	79	3.110	77.5	3.053	41	1.614	1.5	.057
8.00	.315	38.4	1.512	4	8	860.1-0800-038A0-GM	★		★	☆	☆	8.0	.315	91	3.583	89.6	3.528	53	2.087	1.4	.055
8.10	.319	25.8	1.016	3	10	860.1-0810-025A0-GM	★		★	☆	★	10.0	.394	89	3.504	87.5	3.446	47	1.850	1.5	.058
8.20	.323	26.1	1.028	3	10	860.1-0820-026A0-GM	★		★	☆	★	10.0	.394	89	3.504	87.5	3.445	47	1.850	1.5	.059
8.30	.327	26.4	1.039	3	10	860.1-0830-026A0-GM	★		★	☆	★	10.0	.394	89	3.504	87.5	3.444	47	1.850	1.5	.059
8.30	.327	43.0	1.693	5	10	860.1-0830-043A0-GM	★		★	☆	☆	10.0	.394	103	4.055	101.6	4.000	61	2.402	1.4	.055
8.40	.331	26.7	1.051	3	10	860.1-0840-026A0-GM	★		★	☆	★	10.0	.394	89	3.504	87.5	3.444	47	1.850	1.5	.060
8.50	.335	27.0	1.063	3	10	860.1-0850-027A0-GM	★		★	☆	★	10.0	.394	89	3.504	87.5	3.443	47	1.850	1.5	.061
8.50	.335	44.0	1.732	5	10	860.1-0850-044A0-GM	★		★	☆	☆	10.0	.394	103	4.055	101.5	3.994	61	2.402	1.5	.061
8.60	.339	27.4	1.079	3	10	860.1-0860-027A0-GM	★		★	☆	★	10.0	.394	89	3.504	87.4	3.442	47	1.850	1.6	.062
8.60	.339	44.6	1.756	5	10	860.1-0860-044A0-GM	★		★	☆	☆	10.0	.394	103	4.055	101.4	3.994	61	2.402	1.6	.062
8.70	.343	27.7	1.091	3	10	860.1-0870-027A0-GM	★		★	☆	★	10.0	.394	89	3.504	87.4	3.442	47	1.850	1.6	.062
8.70	.343	45.0	1.772	5	10	860.1-0870-044A0-GM	★		★	☆	☆	10.0	.394	103	4.055	101.4	3.993	61	2.402	1.6	.062
8.80	.346	28.0	1.102	3	10	860.1-0880-028A0-GM	★		★	☆	★	10.0	.394	89	3.504	87.4	3.441	47	1.850	1.6	.063
8.80	.346	44.9	1.768	5	10	860.1-0880-044A0-GM	★		★	☆	☆	10.0	.394	103	4.055	101.4	3.992	61	2.402	1.6	.063
9.00	.354	28.6	1.126	3	10	860.1-0900-028A0-GM	★		★	☆	★	10.0	.394	89	3.504	87.4	3.439	47	1.850	1.6	.064
9.00	.354	44.7	1.760	4	10	860.1-0900-044A0-GM	★		★	☆	☆	10.0	.394	103	4.055	101.4	3.991	61	2.402	1.6	.064
9.30	.366	29.6	1.165	3	10	860.1-0930-029A0-GM	★		★	☆	★	10.0	.394	89	3.504	87.3	3.437	47	1.850	1.7	.067
9.50	.374	30.2	1.189	3	10	860.1-0950-030A0-GM	★		★	☆	★	10.0	.394	89	3.504	87.3	3.436	47	1.850	1.7	.068
9.50	.374	44.3	1.744	4	10	860.1-0950-044A0-GM	★		★	☆	☆	10.0	.394	103	4.055	101.3	3.987	61	2.402	1.7	.068
9.80	.386	30.0	1.181	3	10	860.1-0980-030A0-GM	★		★	☆	★	10.0	.394	89	3.504	87.2	3.434	47	1.850	1.8	.070
10.00	.394	29.9	1.177	2	10	860.1-1000-029A0-GM	★		★	☆	★	10.0	.394	89	3.504	87.2	3.432	47	1.850	1.8	.072
10.00	.394	43.9	1.728	4	10	860.1-1000-043A0-GM	★		★	☆	☆	10.0	.394	103	4.055	101.2	3.983	61	2.402	1.8	.072
10.20	.402	32.5	1.280	3	12	860.1-1020-032A0-GM	★		★	☆	★	12.0	.472	102	4.016	100.1	3.943	55	2.165	1.9	.073
10.20	.402	52.9	2.083	5	12	860.1-1020-052A0-GM	★		★	☆	☆	12.0	.472	118	4.646	116.1	4.573	71	2.795	1.9	.073
10.30	.406	52.9	2.083	5	12	860.1-1030-052A0-GM	★		★	☆	☆	12.0	.472	118	4.646	116.1	4.572	71	2.795	1.9	.074
10.40	.409	33.1	1.303	3	12	860.1-1040-033A0-GM	★		★	☆	★	12.0	.472	102	4.016	100.1	3.941	55	2.165	1.9	.075
10.40	.409	52.8	2.079	5	12	860.1-1040-052A0-GM	★		★	☆	☆	12.0	.472	118	4.646	116.1	4.571	71	2.795	1.9	.075
10.50	.413	33.4	1.315	3	12	860.1-1050-033A0-GM	★		★	☆	★	12.0	.472	102	4.016	100.1	3.941	55	2.165	1.9	.075
10.50	.413	52.7	2.075	5	12	860.1-1050-052A0-GM	★		★	☆	☆	12.0	.472	118	4.646	116.1	4.570	71	2.795	1.9	.075
10.80	.425	52.5	2.067	4	12	860.1-1080-052A0-GM	★		★	☆	☆	12.0	.472	118	4.646	116.0	4.568	71	2.795	2.0	.077
11.00	.433	35.0	1.378	3	12	860.1-1100-035A0-GM	★		★	☆	★	12.0	.472	102	4.016	100.0	3.937	55	2.165	2.0	.079
11.00	.433	52.3	2.059	4	12	860.1-1100-052A0-GM	★		★	☆	☆	12.0	.472	118	4.646	116.0	4.567	71	2.795	2.0	.079
12.00	.472	35.6	1.402	2	12	860.1-1200-035A0-GM	★		★	☆	★	12.0	.472	102	4.016	99.8	3.930	55	2.165	2.2	.086
12.00	.472	51.6	2.032	4	12	860.1-1200-051A0-GM	★		★	☆	☆	12.0	.472	118	4.646	115.8	4.560	71	2.795	2.2	.086
12.50	.492	39.4	1.551	3	14	860.1-1250-039A0-GM	★		★	☆	★	14.0	.551	107	4.213	104.7	4.123	60	2.362	2.3	.090
12.60	.496	39.3	1.547	3	14	860.1-1260-039A0-GM	★		★	☆	★	14.0	.551	107	4.213	104.7	4.122	60	2.362	2.3	.090
13.00	.512	39.0	1.535	3	14	860.1-1300-038A0-GM	★		★	☆	★	14.0	.551	107	4.213	104.6	4.119	60	2.362	2.4	.093
14.00	.551	38.2	1.504	2	14	860.1-1400-038A0-GM	★		★	☆	★	14.0	.551	107	4.213	104.5	4.112	60	2.362	2.5	.100
14.00	.551	55.2	2.173	3	14	860.1-1400-055A0-GM	★		★	☆	☆	14.0	.551	124	4.882	121.5	4.782	77	3.032	2.5	.100

B76 E9 E28 E14

SANDVIK Coromant

ITA

CoroDrill® 860-GM, punta in metallo duro integrale

Per applicazioni su diversi materiali

Adduzione interna di refrigerante

TCHA H9
SIG 140°



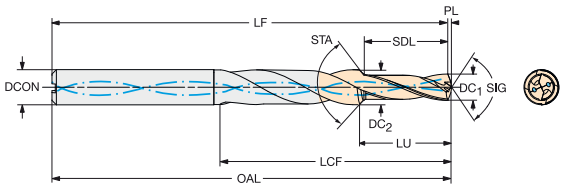

Punta per smussi e gradini

											P	M	K	N	S	H	Dimensioni in mm e pollici										
DC_1	DC_1"	DC_2	DC_2"	SDL	SDL"	STA	LU	LU"	CZC_{MS}	Codice di ordinazione	X1BM	X1BM	X1BM	X1BM	X1BM	X1BM	$DCON_{MS}$	$DCON_{MS}$"	OAL	OAL"	LF	LF"	LCF	LCF"	PL	PL"
3.35	.132	4.50	.177	10.10	.398	90°	11.3	.445	6	860.2-0335-011A1-GM	★	☆	★	☆	☆	★	6.0	.236	66	2.598	61.4	2.417	19	.748	0.6	.024
3.40	.134	4.60	.181	10.20	.402	90°	11.4	.449	6	860.2-0340-011A1-GM	★	☆	★	☆	☆	★	6.0	.236	66	2.598	65.4	2.575	19	.748	0.6	.024
4.25	.167	5.70	.224	12.80	.504	90°	14.3	.563	6	860.2-0425-014A1-GM	★	☆	★	☆	☆	★	6.0	.236	66	2.598	65.3	2.571	23	.906	0.7	.028
4.30	.169	5.80	.228	13.00	.512	90°	14.5	.571	6	860.2-0430-014A1-GM	★	☆	★	☆	☆	★	6.0	.236	66	2.598	65.3	2.571	23	.906	0.7	.028
4.65	.183	5.90	.232	14.00	.551	90°	15.5	.610	6	860.2-0465-015A1-GM	★	★	★	☆	☆	★	6.0	.236	66	2.598	65.2	2.567	23	.906	0.8	.031
5.00	.197	6.80	.268	15.00	.591	90°	16.8	.661	8	860.2-0500-016A1-GM	★	☆	★	☆	☆	★	8.0	.315	79	3.110	78.2	3.079	28	1.102	0.8	.031
5.10	.201	6.90	.272	15.30	.602	90°	17.1	.673	8	860.2-0510-017A1-GM	★	☆	★	☆	☆	★	8.0	.315	79	3.110	78.1	3.075	28	1.102	0.9	.035
5.50	.217	7.40	.291	16.60	.654	90°	18.6	.732	8	860.2-0550-018A1-GM	★	☆	★	☆	☆	★	8.0	.315	79	3.110	78.1	3.075	28	1.102	0.9	.035
5.55	.219	7.50	.295	16.70	.657	90°	18.7	.736	8	860.2-0555-018A1-GM	★	☆	★	☆	☆	★	8.0	.315	79	3.110	78.1	3.075	28	1.102	0.9	.035
6.60	.260	8.90	.350	19.90	.783	90°	22.3	.878	10	860.2-0660-022A1-GM	★	☆	★	☆	☆	★	10.0	.394	89	3.504	87.9	3.461	37	1.457	1.1	.043
6.75	.266	9.10	.358	20.30	.799	90°	22.7	.894	10	860.2-0675-022A1-GM	★	☆	★	☆	☆	★	10.0	.394	89	3.504	87.8	3.457	37	1.457	1.2	.047
6.85	.270	9.20	.362	20.60	.811	90°	23.0	.906	10	860.2-0685-023A1-GM	★	☆	★	☆	☆	★	10.0	.394	89	3.504	87.8	3.457	37	1.457	1.2	.047
6.90	.272	9.30	.366	20.70	.815	90°	23.2	.913	10	860.2-0690-023A1-GM	★	☆	★	☆	☆	★	10.0	.394	89	3.504	87.8	3.457	37	1.457	1.2	.047
7.00	.276	9.50	.374	21.10	.831	90°	23.6	.929	10	860.2-0700-023A1-GM	★	☆	★	☆	☆	★	10.0	.394	89	3.504	87.8	3.457	37	1.457	1.2	.047
7.40	.291	9.80	.386	22.20	.874	90°	24.7	.972	10	860.2-0740-024A1-GM	★	☆	★	☆	☆	★	10.0	.394	89	3.504	87.7	3.453	37	1.457	1.3	.051
8.00	.315	10.80	.425	24.00	.945	90°	26.9	1.059	12	860.2-0800-026A1-GM	★	☆	★	☆	☆	★	12.0	.472	102	4.016	100.6	3.961	42	1.654	1.4	.055
8.50	.335	11.50	.453	25.50	1.004	90°	28.5	1.122	12	860.2-0850-028A1-GM	★	☆	★	☆	☆	★	12.0	.472	102	4.016	100.5	3.957	42	1.654	1.5	.059
8.60	.339	11.60	.457	25.80	1.016	90°	28.9	1.138	12	860.2-0860-028A1-GM	★	☆	★	☆	☆	★	12.0	.472	102	4.016	100.5	3.957	42	1.654	1.5	.059
8.70	.343	11.70	.461	26.10	1.028	90°	29.2	1.150	12	860.2-0870-029A1-GM	★	☆	★	☆	☆	★	12.0	.472	102	4.016	100.5	3.957	42	1.654	1.5	.059
9.00	.354	11.80	.465	27.00	1.063	90°	30.0	1.181	12	860.2-0900-030A1-GM	★	☆	★	☆	☆	★	12.0	.472	102	4.016	100.5	3.957	42	1.654	1.5	.059
10.25	.404	13.80	.543	30.80	1.213	90°	34.4	1.354	14	860.2-1025-034A1-GM	★	☆	★	☆	☆	★	14.0	.551	107	4.213	105.2	4.142	52	2.047	1.8	.071
10.30	.406	13.80	.543	31.00	1.220	90°	34.6	1.362	14	860.2-1030-034A1-GM	★	☆	★	☆	☆	★	14.0	.551	107	4.213	105.2	4.142	52	2.047	1.8	.071
10.40	.409	13.80	.543	31.20	1.228	90°	34.8	1.370	14	860.2-1040-034A1-GM	★	☆	★	☆	☆	★	14.0	.551	107	4.213	105.2	4.142	52	2.047	1.8	.071
10.50	.413	13.80	.543	31.60	1.244	90°	35.2	1.386	14	860.2-1050-035A1-GM	★	☆	★	☆	☆	★	14.0	.551	107	4.213	105.2	4.142	52	2.047	1.8	.071
12.00	.472	15.80	.622	36.00	1.417	90°	40.1	1.579	16	860.2-1200-040A1-GM	★	☆	★	☆	☆	★	16.0	.630	115	4.528	112.9	4.445	59	2.323	2.1	.083
14.00	.551	18.90	.744	42.10	1.657	90°	47.1	1.854	20	860.2-1400-047A1-GM	★	☆	★	☆	☆	★	20.0	.787	131	5.157	128.6	5.063	78	3.071	2.4	.094

B76 E9 E28 E14

CoroDrill® 860-PM

Punte ad alte prestazioni ottimizzate per acciaio

O C

Applicazione

860-PM: materiali a truciolo lungo e corto quali acciai non legati, acciai a basso tenore di carbonio, acciai debolmente legati, acciai fortemente legati e getti di acciaio



Campi di applicazioni ISO:

P

Caratteristiche e benefici

- Dati di taglio ottimizzati
- Basso costo per foro
- Maggiore affidabilità delle prestazioni
- Evacuazione truciolo senza problemi
- Lunga durata utensile, usura sotto controllo
- Tolleranza foro costante
- Ricondizionabile fino a 3 volte secondo le specifiche originali

www.sandvik.coromant.com/corodrill860

Suggerimenti

Si consiglia di utilizzare mandrini idraulici ad alta precisione.
Si consiglia di utilizzare l'adduzione interna di refrigerante, pressione minima consigliata 20 bar

Per i mandrini, vedere il catalogo degli utensili rotanti.

E14

SANDVIK Coromant

CoroDrill® 860-PM, punta in metallo duro integrale

Per acciaio

Adduzione interna di refrigerante

TCHA H8
SIG 147°

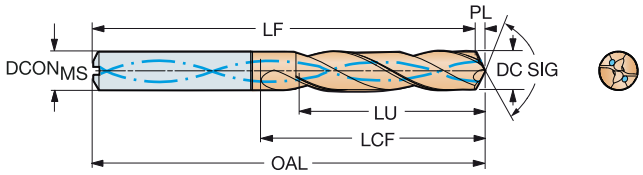

DC	DC"	LU	LU"	ULDR	CZC_{MS}	Codice di ordinazione	4234	$DCON_{MS}$	$DCON_{MS}$"	OAL	OAL"	LF	LF"	LCF	LCF"	PL	PL"	BAR	PSI	BSG
							P	Dimensioni in mm e pollici												
3.00	.118	9.5	.374	3	6	860.1-0300-016A1-PM	★	6.0	.236	62	2.441	61.5	2.421	20	.787	0.5	.020	20	290	DIN 6537 K
3.00	.118	15.5	.610	5	6	860.1-0300-021A1-PM	★	6.0	.236	66	2.598	65.5	2.579	28	1.102	0.5	.020	20	290	DIN 6537 L
3.00	.118	24.5	.965	8	6	860.1-0300-029A1-PM	★	6.0	.236	74	2.913	73.5	2.894	34	1.339	0.5	.020	20	290	COROMANT
3.10	.122	9.8	.386	3	6	860.1-0310-016A1-PM	★	6.0	.236	62	2.441	61.5	2.421	20	.787	0.5	.020	20	290	DIN 6537 K
3.10	.122	16.0	.630	5	6	860.1-0310-021A1-PM	★	6.0	.236	66	2.598	65.5	2.579	28	1.102	0.5	.020	20	290	DIN 6537 L
3.10	.122	25.3	.996	8	6	860.1-0310-029A1-PM	★	6.0	.236	74	2.913	73.5	2.894	34	1.339	0.5	.020	20	290	COROMANT
3.17	.125	10.0	.394	3	6	860.1-0317-016A1-PM	★	6.0	.236	62	2.441	61.5	2.421	20	.787	0.5	.020	20	290	DIN 6537 K
3.17	.125	16.4	.646	5	6	860.1-0317-021A1-PM	★	6.0	.236	66	2.598	65.5	2.579	28	1.102	0.5	.020	20	290	DIN 6537 L
3.17	.125	25.9	1.020	8	6	860.1-0317-029A1-PM	★	6.0	.236	74	2.913	73.5	2.894	34	1.339	0.5	.020	20	290	COROMANT
3.20	.126	10.1	.398	3	6	860.1-0320-016A1-PM	★	6.0	.236	62	2.441	61.5	2.421	20	.787	0.5	.020	20	290	DIN 6537 K
3.20	.126	16.5	.650	5	6	860.1-0320-021A1-PM	★	6.0	.236	66	2.598	65.5	2.579	28	1.102	0.5	.020	20	290	DIN 6537 L
3.20	.126	26.1	1.028	8	6	860.1-0320-029A1-PM	★	6.0	.236	74	2.913	73.5	2.894	34	1.339	0.5	.020	20	290	COROMANT
3.30	.130	10.5	.413	3	6	860.1-0330-016A1-PM	★	6.0	.236	62	2.441	61.4	2.417	20	.787	0.6	.024	20	290	DIN 6537 K
3.30	.130	17.1	.673	5	6	860.1-0330-021A1-PM	★	6.0	.236	66	2.598	65.4	2.575	28	1.102	0.6	.024	20	290	DIN 6537 L
3.30	.130	27.0	1.063	8	6	860.1-0330-029A1-PM	★	6.0	.236	74	2.913	73.4	2.890	35	1.378	0.6	.024	20	290	COROMANT
3.40	.134	10.8	.425	3	6	860.1-0340-016A1-PM	★	6.0	.236	62	2.441	61.4	2.417	20	.787	0.6	.024	20	290	DIN 6537 K
3.40	.134	17.6	.693	5	6	860.1-0340-021A1-PM	★	6.0	.236	66	2.598	65.4	2.575	28	1.102	0.6	.024	20	290	DIN 6537 L
3.40	.134	27.5	1.083	8	6	860.1-0340-029A1-PM	★	6.0	.236	74	2.913	73.4	2.890	35	1.378	0.6	.024	20	290	COROMANT
3.45	.136	27.4	1.079	7	6	860.1-0345-029A1-PM	★	6.0	.236	74	2.913	73.4	2.890	35	1.378	0.6	.024	20	290	COROMANT
3.50	.138	11.1	.437	3	6	860.1-0350-016A1-PM	★	6.0	.236	62	2.441	61.4	2.417	20	.787	0.6	.024	20	290	DIN 6537 K
3.50	.138	18.1	.713	5	6	860.1-0350-021A1-PM	★	6.0	.236	66	2.598	65.4	2.575	28	1.102	0.6	.024	20	290	DIN 6537 L
3.50	.138	27.3	1.075	7	6	860.1-0350-029A1-PM	★	6.0	.236	74	2.913	73.4	2.890	35	1.378	0.6	.024	20	290	COROMANT
3.55	.140	11.2	.441	3	6	860.1-0355-016A1-PM	★	6.0	.236	62	2.441	61.4	2.417	20	.787	0.6	.024	20	290	DIN 6537 K
3.57	.141	27.1	1.067	7	6	860.1-0357-029A1-PM	★	6.0	.236	74	2.913	73.4	2.890	35	1.378	0.6	.024	20	290	COROMANT
3.60	.142	27.1	1.067	7	6	860.1-0360-029A1-PM	★	6.0	.236	74	2.913	73.4	2.890	35	1.378	0.6	.024	20	290	COROMANT
3.70	.146	11.7	.461	3	6	860.1-0370-016A1-PM	★	6.0	.236	62	2.441	61.4	2.417	20	.787	0.6	.024	20	290	DIN 6537 K
3.70	.146	19.1	.752	5	6	860.1-0370-021A1-PM	★	6.0	.236	66	2.598	65.4	2.575	28	1.102	0.6	.024	20	290	DIN 6537 L
3.70	.146	27.9	1.098	7	6	860.1-0370-029A1-PM	★	6.0	.236	74	2.913	73.4	2.890	36	1.417	0.6	.024	20	290	COROMANT
3.80	.150	12.1	.476	3	6	860.1-0380-018A1-PM	★	6.0	.236	66	2.598	65.3	2.571	24	.945	0.7	.028	20	290	DIN 6537 K
3.80	.150	31.1	1.224	8	6	860.1-0380-037A1-PM	★	6.0	.236	85	3.346	84.3	3.319	44	1.732	0.7	.028	20	290	COROMANT
3.90	.154	20.2	.795	5	6	860.1-0390-027A1-PM	★	6.0	.236	74	2.913	73.3	2.886	36	1.417	0.7	.028	20	290	DIN 6537 L
3.90	.154	31.9	1.256	8	6	860.1-0390-037A1-PM	★	6.0	.236	85	3.346	84.3	3.319	44	1.732	0.7	.028	20	290	COROMANT
3.97	.156	32.4	1.276	8	6	860.1-0397-037A1-PM	★	6.0	.236	85	3.346	84.3	3.319	44	1.732	0.7	.028	20	290	COROMANT
4.00	.157	12.7	.500	3	6	860.1-0400-018A1-PM	★	6.0	.236	66	2.598	65.3	2.571	24	.945	0.7	.028	20	290	DIN 6537 K
4.00	.157	20.7	.815	5	6	860.1-0400-027A1-PM	★	6.0	.236	74	2.913	73.3	2.886	36	1.417	0.7	.028	20	290	DIN 6537 L
4.00	.157	32.7	1.287	8	6	860.1-0400-037A1-PM	★	6.0	.236	85	3.346	84.3	3.319	44	1.732	0.7	.028	20	290	COROMANT
4.10	.161	13.0	.512	3	6	860.1-0410-018A1-PM	★	6.0	.236	66	2.598	65.3	2.571	24	.945	0.7	.028	20	290	DIN 6537 K
4.10	.161	21.2	.835	5	6	860.1-0410-027A1-PM	★	6.0	.236	74	2.913	73.3	2.886	36	1.417	0.7	.028	20	290	DIN 6537 L
4.10	.161	33.5	1.319	8	6	860.1-0410-037A1-PM	★	6.0	.236	85	3.346	84.3	3.319	45	1.772	0.7	.028	20	290	COROMANT
4.20	.165	13.3	.524	3	6	860.1-0420-018A1-PM	★	6.0	.236	66	2.598	65.3	2.571	24	.945	0.7	.028	20	290	DIN 6537 K
4.20	.165	21.7	.854	5	6	860.1-0420-027A1-PM	★	6.0	.236	74	2.913	73.3	2.886	36	1.417	0.7	.028	20	290	DIN 6537 L
4.20	.165	34.3	1.350	8	6	860.1-0420-037A1-PM	★	6.0	.236	85	3.346	84.3	3.319	45	1.772	0.7	.028	20	290	COROMANT
4.30	.169	13.7	.539	3	6	860.1-0430-018A1-PM	★	6.0	.236	66	2.598	65.2	2.567	24	.945	0.8	.031	20	290	DIN 6537 K
4.30	.169	22.3	.878	5	6	860.1-0430-027A1-PM	★	6.0	.236	74	2.913	73.2	2.882	36	1.417	0.8	.031	20	290	DIN 6537 L
4.30	.169	35.2	1.386	8	6	860.1-0430-037A1-PM	★	6.0	.236	85	3.346	84.2	3.315	45	1.772	0.8	.031	20	290	COROMANT
4.40	.173	22.8	.898	5	6	860.1-0440-027A1-PM	★	6.0	.236	74	2.913	73.2	2.882	36	1.417	0.8	.031	20	290	DIN 6537 L
4.40	.173	36.0	1.417	8	6	860.1-0440-037A1-PM	★	6.0	.236	85	3.346	84.2	3.315	45	1.772	0.8	.031	20	290	COROMANT
4.50	.177	14.3	.563	3	6	860.1-0450-018A1-PM	★	6.0	.236	66	2.598	65.2	2.567	24	.945	0.8	.031	20	290	DIN 6537 K
4.50	.177	23.3	.917	5	6	860.1-0450-027A1-PM	★	6.0	.236	74	2.913	73.2	2.882	36	1.417	0.8	.031	20	290	DIN 6537 L
4.50	.177	36.8	1.449	8	6	860.1-0450-037A1-PM	★	6.0	.236	85	3.346	84.2	3.315	46	1.811	0.8	.031	20	290	COROMANT
4.55	.179	23.5	.925	5	6	860.1-0455-027A1-PM	★	6.0	.236	74	2.913	73.2	2.882	36	1.417	0.8	.031	20	290	DIN 6537 L

B76 E9 E28 E14

CoroDrill® 860-PM, punta in metallo duro integrale

Per acciaio

Adduzione interna di refrigerante



TCHA H8
SIG 147°

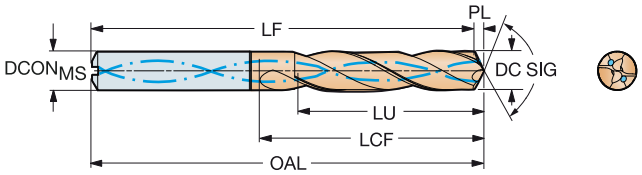

Dimensioni in mm e pollici

DC	DC"	LU	LU"	ULDR	CZC_{MS}	Codice di ordinazione	P 4234	$DCON_{MS}$	$DCON_{MS}$"	OAL	OAL"	LF	LF"	LCF	LCF"	PL	PL"	BAR	PSI	BSG
4.60	.181	14.6	.575	3	6	860.1-0460-018A1-PM	★	6.0	.236	66	2.598	65.2	2.567	24	.945	0.8	.031	20	290	DIN 6537 K
4.60	.181	23.8	.937	5	6	860.1-0460-027A1-PM	★	6.0	.236	74	2.913	73.2	2.882	36	1.417	0.8	.031	20	290	DIN 6537 L
4.60	.181	36.8	1.449	8	6	860.1-0460-037A1-PM	★	6.0	.236	85	3.346	84.2	3.315	46	1.811	0.8	.031	20	290	COROMANT
4.70	.185	36.6	1.441	7	6	860.1-0470-037A1-PM	★	6.0	.236	85	3.346	84.2	3.315	46	1.811	0.8	.031	20	290	COROMANT
4.76	.187	15.0	.591	3	6	860.1-0476-019A1-PM	★	6.0	.236	66	2.598	65.2	2.567	28	1.102	0.8	.031	20	290	DIN 6537 K
4.76	.187	36.5	1.437	7	6	860.1-0476-037A1-PM	★	6.0	.236	97	3.819	96.2	3.787	46	1.811	0.8	.031	20	290	COROMANT
4.76	.187	38.8	1.528	8	6	860.1-0476-047A1-PM	★	6.0	.236	97	3.819	96.2	3.787	56	2.205	0.8	.031	20	290	COROMANT
4.80	.189	15.2	.598	3	6	860.1-0480-019A1-PM	★	6.0	.236	72	2.835	65.2	2.567	28	1.102	0.8	.031	20	290	COROMANT
4.80	.189	24.8	.976	5	6	860.1-0480-037A1-PM	★	6.0	.236	87	3.425	81.2	3.197	44	1.732	0.8	.031	20	290	COROMANT
4.80	.189	39.2	1.543	8	6	860.1-0480-047A1-PM	★	6.0	.236	97	3.819	96.2	3.787	56	2.205	0.8	.031	20	290	COROMANT
4.90	.193	15.5	.610	3	6	860.1-0490-019A1-PM	★	6.0	.236	72	2.835	65.2	2.567	28	1.102	0.8	.031	20	290	COROMANT
4.90	.193	25.3	.996	5	6	860.1-0490-037A1-PM	★	6.0	.236	87	3.425	81.2	3.197	44	1.732	0.8	.031	20	290	COROMANT
4.90	.193	40.0	1.575	8	6	860.1-0490-047A1-PM	★	6.0	.236	97	3.819	96.2	3.787	56	2.205	0.8	.031	20	290	COROMANT
5.00	.197	15.8	.622	3	6	860.1-0500-019A1-PM	★	6.0	.236	72	2.835	65.2	2.567	28	1.102	0.8	.031	20	290	COROMANT
5.00	.197	25.8	1.016	5	6	860.1-0500-037A1-PM	★	6.0	.236	87	3.425	81.2	3.197	44	1.732	0.8	.031	20	290	COROMANT
5.00	.197	40.8	1.606	8	6	860.1-0500-047A1-PM	★	6.0	.236	97	3.819	96.2	3.787	57	2.244	0.8	.031	20	290	COROMANT
5.10	.201	16.1	.634	3	6	860.1-0510-019A1-PM	★	6.0	.236	72	2.835	65.2	2.567	28	1.102	0.8	.031	20	290	COROMANT
5.10	.201	26.3	1.035	5	6	860.1-0510-037A1-PM	★	6.0	.236	87	3.425	81.2	3.197	44	1.732	0.8	.031	20	290	COROMANT
5.10	.201	41.6	1.638	8	6	860.1-0510-047A1-PM	★	6.0	.236	97	3.819	96.2	3.787	57	2.244	0.8	.031	20	290	COROMANT
5.16	.203	26.6	1.047	5	6	860.1-0516-037A1-PM	★	6.0	.236	87	3.425	81.2	3.197	44	1.732	0.8	.031	20	290	COROMANT
5.16	.203	42.1	1.657	8	6	860.1-0516-047A1-PM	★	6.0	.236	97	3.819	96.2	3.787	57	2.244	0.8	.031	20	290	COROMANT
5.20	.205	16.4	.646	3	6	860.1-0520-019A1-PM	★	6.0	.236	72	2.835	65.2	2.567	28	1.102	0.8	.031	20	290	COROMANT
5.20	.205	26.8	1.055	5	6	860.1-0520-037A1-PM	★	6.0	.236	87	3.425	81.2	3.197	44	1.732	0.8	.031	20	290	COROMANT
5.20	.205	42.4	1.669	8	6	860.1-0520-047A1-PM	★	6.0	.236	97	3.819	96.2	3.787	57	2.244	0.8	.031	20	290	COROMANT
5.30	.209	16.7	.657	3	6	860.1-0530-019A1-PM	★	6.0	.236	72	2.835	65.2	2.567	28	1.102	0.8	.031	20	290	COROMANT
5.30	.209	27.3	1.075	5	6	860.1-0530-037A1-PM	★	6.0	.236	87	3.425	81.2	3.197	44	1.732	0.8	.031	20	290	COROMANT
5.40	.213	17.0	.669	3	6	860.1-0540-019A1-PM	★	6.0	.236	72	2.835	65.2	2.567	28	1.102	0.8	.031	20	290	COROMANT
5.40	.213	27.8	1.094	5	6	860.1-0540-037A1-PM	★	6.0	.236	87	3.425	81.2	3.197	44	1.732	0.8	.031	20	290	COROMANT
5.40	.213	44.0	1.732	8	6	860.1-0540-047A1-PM	★	6.0	.236	97	3.819	96.2	3.787	57	2.244	0.8	.031	20	290	COROMANT
5.50	.217	17.4	.685	3	6	860.1-0550-019A1-PM	★	6.0	.236	72	2.835	65.1	2.563	28	1.102	0.9	.035	20	290	COROMANT
5.50	.217	28.4	1.118	5	6	860.1-0550-037A1-PM	★	6.0	.236	87	3.425	81.1	3.193	44	1.732	0.9	.035	20	290	COROMANT
5.50	.217	44.9	1.768	8	6	860.1-0550-047A1-PM	★	6.0	.236	97	3.819	96.1	3.783	57	2.244	0.9	.035	20	290	COROMANT
5.56	.219	28.7	1.130	5	6	860.1-0555-037A1-PM	★	6.0	.236	87	3.425	81.1	3.193	44	1.732	0.9	.035	20	290	COROMANT
5.56	.219	17.5	.689	3	6	860.1-0556-019A1-PM	★	6.0	.236	72	2.835	65.1	2.563	28	1.102	0.9	.035	20	290	COROMANT
5.56	.219	28.7	1.130	5	6	860.1-0556-037A1-PM	★	6.0	.236	87	3.425	81.1	3.193	44	1.732	0.9	.035	20	290	COROMANT
5.56	.219	45.3	1.783	8	6	860.1-0556-047A1-PM	★	6.0	.236	97	3.819	96.1	3.783	58	2.283	0.9	.035	20	290	COROMANT
5.60	.220	17.7	.697	3	6	860.1-0560-019A1-PM	★	6.0	.236	72	2.835	65.1	2.563	28	1.102	0.9	.035	20	290	COROMANT
5.60	.220	28.9	1.138	5	6	860.1-0560-037A1-PM	★	6.0	.236	87	3.425	81.1	3.193	44	1.732	0.9	.035	20	290	COROMANT
5.60	.220	45.7	1.799	8	6	860.1-0560-047A1-PM	★	6.0	.236	97	3.819	96.1	3.783	58	2.283	0.9	.035	20	290	COROMANT
5.70	.224	29.4	1.157	5	6	860.1-0570-037A1-PM	★	6.0	.236	87	3.425	81.1	3.193	44	1.732	0.9	.035	20	290	COROMANT
5.70	.224	46.5	1.831	8	6	860.1-0570-047A1-PM	★	6.0	.236	97	3.819	96.1	3.783	58	2.283	0.9	.035	20	290	COROMANT
5.80	.228	17.6	.693	3	6	860.1-0580-019A1-PM	★	6.0	.236	72	2.835	65.1	2.563	28	1.102	0.9	.035	20	290	COROMANT
5.80	.228	29.9	1.177	5	6	860.1-0580-037A1-PM	★	6.0	.236	87	3.425	81.1	3.193	44	1.732	0.9	.035	20	290	COROMANT
5.80	.228	47.3	1.862	8	6	860.1-0580-047A1-PM	★	6.0	.236	97	3.819	96.1	3.783	58	2.283	0.9	.035	20	290	COROMANT
5.90	.232	17.4	.685	2	6	860.1-0590-019A1-PM	★	6.0	.236	72	2.835	65.1	2.563	28	1.102	0.9	.035	20	290	COROMANT
5.90	.232	30.4	1.197	5	6	860.1-0590-037A1-PM	★	6.0	.236	87	3.425	81.1	3.193	44	1.732	0.9	.035	20	290	COROMANT
5.90	.232	47.4	1.866	8	6	860.1-0590-047A1-PM	★	6.0	.236	97	3.819	96.1	3.783	58	2.283	0.9	.035	20	290	COROMANT
5.95	.234	17.3	.681	2	6	860.1-0595-019A1-PM	★	6.0	.236	72	2.835	65.1	2.563	28	1.102	0.9	.035	20	290	COROMANT
5.95	.234	30.7	1.209	5	6	860.1-0595-037A1-PM	★	6.0	.236	87	3.425	81.1	3.193	44	1.732	0.9	.035	20	290	COROMANT
6.00	.236	18.9	.744	3	6	860.1-0600-019A1-PM	★	6.0	.236	72	2.835	65.1	2.563	28	1.102	0.9	.035	20	290	COROMANT
6.00	.236	30.9	1.217	5	6	860.1-0600-037A1-PM	★	6.0	.236	87	3.425	81.1	3.193	44	1.732	0.9	.035	20	290	COROMANT
6.00	.236	48.9	1.925	8	6	860.1-0600-047A1-PM	★	6.0	.236	97	3.819	96.1	3.783	58	2.283	0.9	.035	20	290	COROMANT

B76 E9 E28 E14

CoroDrill® 860-PM, punta in metallo duro integrale

Per acciaio

Adduzione interna di refrigerante

TCHA H8
SIG 147°

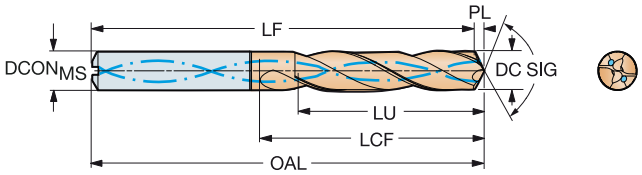

DC	DC"	LU	LU"	ULDR	CZC_{MS}	Codice di ordinazione	P 4234	$DCON_{MS}$	$DCON_{MS}$"	OAL	OAL"	LF	LF"	LCF	LCF"	PL	PL"	BAR	PSI	BSG
							Dimensioni in mm e pollici													
6.10	.240	19.3	.760	3	8	860.1-0610-024A1-PM	★	8.0	.315	79	3.110	78.0	3.071	34	1.339	1.0	.039	20	290	DIN 6537 K
6.10	.240	31.5	1.240	5	8	860.1-0610-040A1-PM	★	8.0	.315	91	3.583	90.0	3.543	53	2.087	1.0	.039	20	290	DIN 6537 L
6.10	.240	49.8	1.961	8	8	860.1-0610-055A1-PM	★	8.0	.315	106	4.173	105.0	4.134	66	2.598	1.0	.039	20	290	COROMANT
6.20	.244	19.6	.772	3	8	860.1-0620-024A1-PM	★	8.0	.315	79	3.110	78.0	3.071	34	1.339	1.0	.039	20	290	DIN 6537 K
6.20	.244	32.0	1.260	5	8	860.1-0620-040A1-PM	★	8.0	.315	91	3.583	90.0	3.543	53	2.087	1.0	.039	20	290	DIN 6537 L
6.20	.244	50.6	1.992	8	8	860.1-0620-055A1-PM	★	8.0	.315	106	4.173	105.0	4.134	67	2.638	1.0	.039	20	290	COROMANT
6.30	.248	19.9	.783	3	8	860.1-0630-024A1-PM	★	8.0	.315	79	3.110	78.0	3.071	34	1.339	1.0	.039	20	290	DIN 6537 K
6.30	.248	32.5	1.280	5	8	860.1-0630-040A1-PM	★	8.0	.315	91	3.583	90.0	3.543	53	2.087	1.0	.039	20	290	DIN 6537 L
6.30	.248	51.4	2.024	8	8	860.1-0630-055A1-PM	★	8.0	.315	106	4.173	105.0	4.134	67	2.638	1.0	.039	20	290	COROMANT
6.35	.250	20.1	.791	3	8	860.1-0635-024A1-PM	★	8.0	.315	79	3.110	78.0	3.071	34	1.339	1.0	.039	20	290	DIN 6537 K
6.35	.250	32.8	1.291	5	8	860.1-0635-040A1-PM	★	8.0	.315	91	3.583	90.0	3.543	53	2.087	1.0	.039	20	290	DIN 6537 L
6.35	.250	51.8	2.039	8	8	860.1-0635-055A1-PM	★	8.0	.315	106	4.173	105.0	4.134	67	2.638	1.0	.039	20	290	COROMANT
6.40	.252	20.2	.795	3	8	860.1-0640-024A1-PM	★	8.0	.315	79	3.110	78.0	3.071	34	1.339	1.0	.039	20	290	DIN 6537 K
6.40	.252	33.0	1.299	5	8	860.1-0640-040A1-PM	★	8.0	.315	91	3.583	90.0	3.543	53	2.087	1.0	.039	20	290	DIN 6537 L
6.40	.252	52.2	2.055	8	8	860.1-0640-055A1-PM	★	8.0	.315	106	4.173	105.0	4.134	67	2.638	1.0	.039	20	290	COROMANT
6.50	.256	20.6	.811	3	8	860.1-0650-024A1-PM	★	8.0	.315	79	3.110	77.9	3.067	34	1.339	1.1	.043	20	290	DIN 6537 K
6.50	.256	33.6	1.323	5	8	860.1-0650-040A1-PM	★	8.0	.315	91	3.583	89.9	3.539	53	2.087	1.1	.043	20	290	DIN 6537 L
6.50	.256	53.1	2.091	8	8	860.1-0650-055A1-PM	★	8.0	.315	106	4.173	104.9	4.130	67	2.638	1.1	.043	20	290	COROMANT
6.60	.260	20.9	.823	3	8	860.1-0660-024A1-PM	★	8.0	.315	79	3.110	77.9	3.067	34	1.339	1.1	.043	20	290	DIN 6537 K
6.60	.260	34.1	1.343	5	8	860.1-0660-040A1-PM	★	8.0	.315	91	3.583	89.9	3.539	53	2.087	1.1	.043	20	290	DIN 6537 L
6.60	.260	53.9	2.122	8	8	860.1-0660-055A1-PM	★	8.0	.315	106	4.173	104.9	4.130	67	2.638	1.1	.043	20	290	COROMANT
6.70	.264	21.2	.835	3	8	860.1-0670-024A1-PM	★	8.0	.315	79	3.110	77.9	3.067	34	1.339	1.1	.043	20	290	DIN 6537 K
6.70	.264	34.6	1.362	5	8	860.1-0670-040A1-PM	★	8.0	.315	91	3.583	89.9	3.539	53	2.087	1.1	.043	20	290	DIN 6537 L
6.70	.264	54.7	2.154	8	8	860.1-0670-055A1-PM	★	8.0	.315	106	4.173	104.9	4.130	67	2.638	1.1	.043	20	290	COROMANT
6.75	.266	21.3	.839	3	8	860.1-0675-024A1-PM	★	8.0	.315	79	3.110	77.9	3.067	34	1.339	1.1	.043	20	290	DIN 6537 K
6.75	.266	34.8	1.370	5	8	860.1-0675-040A1-PM	★	8.0	.315	91	3.583	89.9	3.539	53	2.087	1.1	.043	20	290	DIN 6537 L
6.75	.266	55.1	2.169	8	8	860.1-0675-055A1-PM	★	8.0	.315	106	4.173	104.9	4.130	67	2.638	1.1	.043	20	290	COROMANT
6.80	.268	21.5	.846	3	8	860.1-0680-024A1-PM	★	8.0	.315	79	3.110	77.9	3.067	34	1.339	1.1	.043	20	290	DIN 6537 K
6.80	.268	35.1	1.382	5	8	860.1-0680-040A1-PM	★	8.0	.315	91	3.583	89.9	3.539	53	2.087	1.1	.043	20	290	DIN 6537 L
6.80	.268	55.5	2.185	8	8	860.1-0680-055A1-PM	★	8.0	.315	106	4.173	104.9	4.130	67	2.638	1.1	.043	20	290	COROMANT
6.90	.272	21.8	.858	3	8	860.1-0690-024A1-PM	★	8.0	.315	79	3.110	77.9	3.067	34	1.339	1.1	.043	20	290	DIN 6537 K
6.90	.272	35.6	1.402	5	8	860.1-0690-040A1-PM	★	8.0	.315	91	3.583	89.9	3.539	53	2.087	1.1	.043	20	290	DIN 6537 L
6.90	.272	56.3	2.217	8	8	860.1-0690-055A1-PM	★	8.0	.315	106	4.173	104.9	4.130	68	2.677	1.1	.043	20	290	COROMANT
7.00	.276	22.1	.870	3	8	860.1-0700-024A1-PM	★	8.0	.315	79	3.110	77.9	3.067	34	1.339	1.1	.043	20	290	DIN 6537 K
7.00	.276	36.1	1.421	5	8	860.1-0700-040A1-PM	★	8.0	.315	91	3.583	89.9	3.539	53	2.087	1.1	.043	20	290	DIN 6537 L
7.00	.276	57.1	2.248	8	8	860.1-0700-055A1-PM	★	8.0	.315	106	4.173	104.9	4.130	68	2.677	1.1	.043	20	290	COROMANT
7.10	.280	22.4	.882	3	8	860.1-0710-028A1-PM	★	8.0	.315	79	3.110	77.9	3.067	41	1.614	1.1	.043	20	290	DIN 6537 K
7.10	.280	36.6	1.441	5	8	860.1-0710-040A1-PM	★	8.0	.315	91	3.583	89.9	3.539	53	2.087	1.1	.043	20	290	DIN 6537 L
7.14	.281	22.6	.890	3	8	860.1-0714-028A1-PM	★	8.0	.315	79	3.110	77.8	3.063	41	1.614	1.2	.047	20	290	DIN 6537 K
7.14	.281	36.9	1.453	5	8	860.1-0714-040A1-PM	★	8.0	.315	91	3.583	89.8	3.535	53	2.087	1.2	.047	20	290	DIN 6537 L
7.14	.281	58.3	2.295	8	8	860.1-0714-064A1-PM	★	8.0	.315	116	4.567	114.8	4.520	77	3.032	1.2	.047	20	290	COROMANT
7.20	.283	22.8	.898	3	8	860.1-0720-028A1-PM	★	8.0	.315	79	3.110	77.8	3.063	41	1.614	1.2	.047	20	290	DIN 6537 K
7.20	.283	37.2	1.465	5	8	860.1-0720-040A1-PM	★	8.0	.315	91	3.583	89.8	3.535	53	2.087	1.2	.047	20	290	DIN 6537 L
7.30	.287	37.7	1.484	5	8	860.1-0730-040A1-PM	★	8.0	.315	91	3.583	89.8	3.535	53	2.087	1.2	.047	20	290	DIN 6537 L
7.30	.287	59.6	2.346	8	8	860.1-0730-064A1-PM	★	8.0	.315	116	4.567	114.8	4.520	77	3.032	1.2	.047	20	290	COROMANT
7.40	.291	23.4	.921	3	8	860.1-0740-028A1-PM	★	8.0	.315	79	3.110	77.8	3.063	41	1.614	1.2	.047	20	290	DIN 6537 K
7.40	.291	38.2	1.504	5	8	860.1-0740-040A1-PM	★	8.0	.315	91	3.583	89.8	3.535	53	2.087	1.2	.047	20	290	DIN 6537 L
7.40	.291	60.4	2.378	8	8	860.1-0740-064A1-PM	★	8.0	.315	116	4.567	114.8	4.520	77	3.032	1.2	.047	20	290	COROMANT
7.50	.295	23.7	.933	3	8	860.1-0750-028A1-PM	★	8.0	.315	79	3.110	77.8	3.063	41	1.614	1.2	.047	20	290	DIN 6537 K
7.50	.295	38.7	1.524	5	8	860.1-0750-040A1-PM	★	8.0	.315	91	3.583	89.8	3.535	53	2.087	1.2	.047	20	290	DIN 6537 L
7.50	.295	61.2	2.409	8	8	860.1-0750-064A1-PM	★	8.0	.315	116	4.567	114.8	4.520	77	3.032	1.2	.047	20	290	COROMANT
7.54	.297	38.9	1.532	5	8	860.1-0754-040A1-PM	★	8.0	.315	91	3.583	89.8	3.535	53	2.087	1.2	.047	20	290	DIN 6537 L

B76 E9 E28 E14

CoroDrill® 860-PM, punta in metallo duro integrale

Per acciaio

Adduzione interna di refrigerante



TCHA H8
SIG 147°

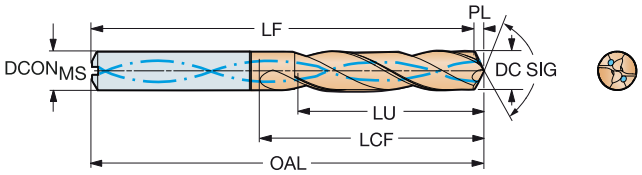

Dimensioni in mm e pollici

DC	DC"	LU	LU"	ULDR	CZC_{MS}	Codice di ordinazione	P 4234	$DCON_{MS}$	$DCON_{MS}$"	OAL	OAL"	LF	LF"	LCF	LCF"	PL	PL"	BAR	PSI	BSG
7.60	.299	24.0	.945	3	8	860.1-0760-028A1-PM	★	8.0	.315	79	3.110	77.8	3.063	41	1.614	1.2	.047	20	290	DIN 6537 K
7.60	.299	62.0	2.441	8	8	860.1-0760-064A1-PM	★	8.0	.315	116	4.567	114.8	4.520	77	3.032	1.2	.047	20	290	COROMANT
7.70	.303	24.3	.957	3	8	860.1-0770-028A1-PM	★	8.0	.315	79	3.110	77.8	3.063	41	1.614	1.2	.047	20	290	DIN 6537 K
7.70	.303	39.7	1.563	5	8	860.1-0770-040A1-PM	★	8.0	.315	91	3.583	89.8	3.535	53	2.087	1.2	.047	20	290	DIN 6537 L
7.70	.303	62.8	2.472	8	8	860.1-0770-064A1-PM	★	8.0	.315	116	4.567	114.8	4.520	78	3.071	1.2	.047	20	290	COROMANT
7.80	.307	24.7	.972	3	8	860.1-0780-028A1-PM	★	8.0	.315	79	3.110	77.7	3.059	41	1.614	1.3	.051	20	290	DIN 6537 K
7.80	.307	40.3	1.587	5	8	860.1-0780-040A1-PM	★	8.0	.315	91	3.583	89.7	3.532	53	2.087	1.3	.051	20	290	DIN 6537 L
7.80	.307	63.7	2.508	8	8	860.1-0780-064A1-PM	★	8.0	.315	116	4.567	114.7	4.516	78	3.071	1.3	.051	20	290	COROMANT
7.90	.311	25.0	.984	3	8	860.1-0790-028A1-PM	★	8.0	.315	79	3.110	77.7	3.059	41	1.614	1.3	.051	20	290	DIN 6537 K
7.90	.311	40.8	1.606	5	8	860.1-0790-040A1-PM	★	8.0	.315	91	3.583	89.7	3.532	53	2.087	1.3	.051	20	290	DIN 6537 L
7.94	.313	25.1	.988	3	8	860.1-0794-028A1-PM	★	8.0	.315	79	3.110	77.7	3.059	41	1.614	1.3	.051	20	290	DIN 6537 K
7.94	.313	41.0	1.614	5	8	860.1-0794-040A1-PM	★	8.0	.315	91	3.583	89.7	3.532	53	2.087	1.3	.051	20	290	DIN 6537 L
7.94	.313	64.8	2.551	8	8	860.1-0794-064A1-PM	★	8.0	.315	116	4.567	114.7	4.516	78	3.071	1.3	.051	20	290	COROMANT
8.00	.315	25.3	.996	3	8	860.1-0800-028A1-PM	★	8.0	.315	79	3.110	77.7	3.059	41	1.614	1.3	.051	20	290	DIN 6537 K
8.00	.315	41.3	1.626	5	8	860.1-0800-040A1-PM	★	8.0	.315	91	3.583	89.7	3.532	53	2.087	1.3	.051	20	290	DIN 6537 L
8.00	.315	65.3	2.571	8	8	860.1-0800-064A1-PM	★	8.0	.315	116	4.567	114.7	4.516	78	3.071	1.3	.051	20	290	COROMANT
8.10	.319	25.6	1.008	3	10	860.1-0810-031A1-PM	★	10.0	.394	89	3.504	87.7	3.453	47	1.850	1.3	.051	20	290	DIN 6537 K
8.10	.319	41.8	1.646	5	10	860.1-0810-045A1-PM	★	10.0	.394	103	4.055	101.7	4.004	61	2.402	1.3	.051	20	290	DIN 6537 L
8.10	.319	66.1	2.602	8	10	860.1-0810-080A1-PM	★	10.0	.394	139	5.472	137.7	5.421	94	3.701	1.3	.051	20	290	COROMANT
8.15	.321	42.1	1.657	5	10	860.1-0815-045A1-PM	★	10.0	.394	103	4.055	101.7	4.004	61	2.402	1.3	.051	20	290	DIN 6537 L
8.20	.323	25.9	1.020	3	10	860.1-0820-031A1-PM	★	10.0	.394	89	3.504	87.7	3.453	47	1.850	1.3	.051	20	290	DIN 6537 K
8.20	.323	42.3	1.665	5	10	860.1-0820-045A1-PM	★	10.0	.394	103	4.055	101.7	4.004	61	2.402	1.3	.051	20	290	DIN 6537 L
8.20	.323	66.9	2.634	8	10	860.1-0820-080A1-PM	★	10.0	.394	139	5.472	137.7	5.421	94	3.701	1.3	.051	20	290	COROMANT
8.30	.327	26.3	1.035	3	10	860.1-0830-031A1-PM	★	10.0	.394	89	3.504	87.6	3.449	47	1.850	1.4	.055	20	290	DIN 6537 K
8.30	.327	42.9	1.689	5	10	860.1-0830-045A1-PM	★	10.0	.394	103	4.055	101.6	4.000	61	2.402	1.4	.055	20	290	DIN 6537 L
8.30	.327	67.8	2.669	8	10	860.1-0830-080A1-PM	★	10.0	.394	139	5.472	137.6	5.417	94	3.701	1.4	.055	20	290	COROMANT
8.33	.328	43.0	1.693	5	10	860.1-0833-045A1-PM	★	10.0	.394	103	4.055	101.6	4.000	61	2.402	1.4	.055	20	290	DIN 6537 L
8.40	.331	26.6	1.047	3	10	860.1-0840-031A1-PM	★	10.0	.394	89	3.504	87.6	3.449	47	1.850	1.4	.055	20	290	DIN 6537 K
8.40	.331	43.4	1.709	5	10	860.1-0840-045A1-PM	★	10.0	.394	103	4.055	101.6	4.000	61	2.402	1.4	.055	20	290	DIN 6537 L
8.40	.331	68.6	2.701	8	10	860.1-0840-080A1-PM	★	10.0	.394	139	5.472	137.6	5.417	94	3.701	1.4	.055	20	290	COROMANT
8.50	.335	26.9	1.059	3	10	860.1-0850-031A1-PM	★	10.0	.394	89	3.504	87.6	3.449	47	1.850	1.4	.055	20	290	DIN 6537 K
8.50	.335	43.9	1.728	5	10	860.1-0850-045A1-PM	★	10.0	.394	103	4.055	101.6	4.000	61	2.402	1.4	.055	20	290	DIN 6537 L
8.50	.335	69.4	2.732	8	10	860.1-0850-080A1-PM	★	10.0	.394	139	5.472	137.6	5.417	95	3.740	1.4	.055	20	290	COROMANT
8.60	.339	27.2	1.071	3	10	860.1-0860-031A1-PM	★	10.0	.394	89	3.504	87.6	3.449	47	1.850	1.4	.055	20	290	DIN 6537 K
8.60	.339	44.4	1.748	5	10	860.1-0860-045A1-PM	★	10.0	.394	103	4.055	101.6	4.000	61	2.402	1.4	.055	20	290	DIN 6537 L
8.60	.339	70.2	2.764	8	10	860.1-0860-080A1-PM	★	10.0	.394	139	5.472	137.6	5.417	95	3.740	1.4	.055	20	290	COROMANT
8.70	.343	27.5	1.083	3	10	860.1-0870-031A1-PM	★	10.0	.394	89	3.504	87.6	3.449	47	1.850	1.4	.055	20	290	DIN 6537 K
8.70	.343	44.9	1.768	5	10	860.1-0870-045A1-PM	★	10.0	.394	103	4.055	101.6	4.000	61	2.402	1.4	.055	20	290	DIN 6537 L
8.70	.343	71.0	2.795	8	10	860.1-0870-080A1-PM	★	10.0	.394	139	5.472	137.6	5.417	95	3.740	1.4	.055	20	290	COROMANT
8.73	.344	27.6	1.087	3	10	860.1-0873-031A1-PM	★	10.0	.394	89	3.504	87.6	3.449	47	1.850	1.4	.055	20	290	DIN 6537 K
8.73	.344	45.1	1.776	5	10	860.1-0873-045A1-PM	★	10.0	.394	103	4.055	101.6	4.000	61	2.402	1.4	.055	20	290	DIN 6537 L
8.73	.344	71.3	2.807	8	10	860.1-0873-080A1-PM	★	10.0	.394	139	5.472	137.6	5.417	95	3.740	1.4	.055	20	290	COROMANT
8.80	.346	27.8	1.094	3	10	860.1-0880-031A1-PM	★	10.0	.394	89	3.504	87.6	3.449	47	1.850	1.4	.055	20	290	DIN 6537 K
8.80	.346	45.4	1.787	5	10	860.1-0880-045A1-PM	★	10.0	.394	103	4.055	101.6	4.000	61	2.402	1.4	.055	20	290	DIN 6537 L
8.80	.346	71.8	2.827	8	10	860.1-0880-080A1-PM	★	10.0	.394	139	5.472	137.6	5.417	95	3.740	1.4	.055	20	290	COROMANT
8.90	.350	45.9	1.807	5	10	860.1-0890-045A1-PM	★	10.0	.394	103	4.055	101.6	4.000	61	2.402	1.4	.055	20	290	DIN 6537 L
9.00	.354	28.5	1.122	3	10	860.1-0900-031A1-PM	★	10.0	.394	89	3.504	87.5	3.445	47	1.850	1.5	.059	20	290	DIN 6537 K
9.00	.354	46.5	1.831	5	10	860.1-0900-045A1-PM	★	10.0	.394	103	4.055	101.5	3.996	61	2.402	1.5	.059	20	290	DIN 6537 L
9.00	.354	73.5	2.894	8	10	860.1-0900-080A1-PM	★	10.0	.394	139	5.472	137.5	5.413	95	3.740	1.5	.059	20	290	COROMANT
9.10	.358	28.8	1.134	3	10	860.1-0910-031A1-PM	★	10.0	.394	89	3.504	87.5	3.445	47	1.850	1.5	.059	20	290	DIN 6537 K
9.10	.358	47.0	1.850	5	10	860.1-0910-045A1-PM	★	10.0	.394	103	4.055	101.5	3.996	61	2.402	1.5	.059	20	290	DIN 6537 L
9.10	.358	74.3	2.925	8	10	860.1-0910-080A1-PM	★	10.0	.394	139	5.472	137.5	5.413	95	3.740	1.5	.059	20	290	COROMANT

B76 E9 E28 E14

CoroDrill® 860-PM, punta in metallo duro integrale

Per acciaio

Adduzione interna di refrigerante

TCHA H8
SIG 147°

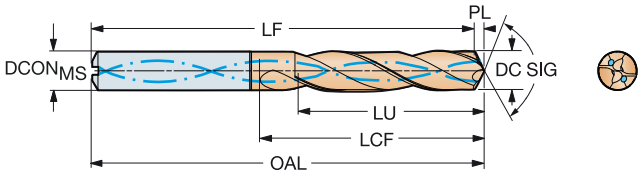

DC	DC"	LU	LU"	ULDR	CZC_{MS}	Codice di ordinazione	P 4234	$DCON_{MS}$	$DCON_{MS}$"	OAL	OAL"	LF	LF"	LCF	LCF"	PL	PL"	BAR	PSI	BSG
								Dimensioni in mm e pollici												
9.20	.362	29.1	1.146	3	10	860.1-0920-031A1-PM	★	10.0	.394	89	3.504	87.5	3.445	47	1.850	1.5	.059	20	290	DIN 6537 K
9.20	.362	47.5	1.870	5	10	860.1-0920-045A1-PM	★	10.0	.394	103	4.055	101.5	3.996	61	2.402	1.5	.059	20	290	DIN 6537 L
9.20	.362	75.1	2.957	8	10	860.1-0920-080A1-PM	★	10.0	.394	139	5.472	137.5	5.413	95	3.740	1.5	.059	20	290	COROMANT
9.30	.366	29.4	1.157	3	10	860.1-0930-031A1-PM	★	10.0	.394	89	3.504	87.5	3.445	47	1.850	1.5	.059	20	290	DIN 6537 K
9.30	.366	48.0	1.890	5	10	860.1-0930-045A1-PM	★	10.0	.394	103	4.055	101.5	3.996	61	2.402	1.5	.059	20	290	DIN 6537 L
9.30	.366	75.9	2.988	8	10	860.1-0930-080A1-PM	★	10.0	.394	139	5.472	137.5	5.413	95	3.740	1.5	.059	20	290	COROMANT
9.40	.370	29.7	1.169	3	10	860.1-0940-031A1-PM	★	10.0	.394	89	3.504	87.5	3.445	47	1.850	1.5	.059	20	290	DIN 6537 K
9.40	.370	48.5	1.909	5	10	860.1-0940-045A1-PM	★	10.0	.394	103	4.055	101.5	3.996	61	2.402	1.5	.059	20	290	DIN 6537 L
9.40	.370	76.7	3.020	8	10	860.1-0940-080A1-PM	★	10.0	.394	139	5.472	137.5	5.413	96	3.780	1.5	.059	20	290	COROMANT
9.50	.374	30.0	1.181	3	10	860.1-0950-031A1-PM	★	10.0	.394	89	3.504	87.5	3.445	47	1.850	1.5	.059	20	290	DIN 6537 K
9.50	.374	48.7	1.917	5	10	860.1-0950-045A1-PM	★	10.0	.394	103	4.055	101.5	3.996	61	2.402	1.5	.059	20	290	DIN 6537 L
9.50	.374	77.5	3.051	8	10	860.1-0950-080A1-PM	★	10.0	.394	139	5.472	137.5	5.413	96	3.780	1.5	.059	20	290	COROMANT
9.52	.375	30.1	1.185	3	10	860.1-0952-031A1-PM	★	10.0	.394	89	3.504	87.5	3.445	47	1.850	1.5	.059	20	290	DIN 6537 K
9.52	.375	48.6	1.913	5	10	860.1-0952-045A1-PM	★	10.0	.394	103	4.055	101.5	3.996	61	2.402	1.5	.059	20	290	DIN 6537 L
9.52	.375	77.7	3.059	8	10	860.1-0952-080A1-PM	★	10.0	.394	139	5.472	137.5	5.413	96	3.780	1.5	.059	20	290	COROMANT
9.55	.376	48.6	1.913	5	10	860.1-0955-045A1-PM	★	10.0	.394	103	4.055	101.5	3.996	61	2.402	1.5	.059	20	290	DIN 6537 L
9.60	.378	30.3	1.193	3	10	860.1-0960-031A1-PM	★	10.0	.394	89	3.504	87.5	3.445	47	1.850	1.5	.059	20	290	DIN 6537 K
9.60	.378	48.5	1.909	5	10	860.1-0960-045A1-PM	★	10.0	.394	103	4.055	101.5	3.996	61	2.402	1.5	.059	20	290	DIN 6537 L
9.60	.378	78.3	3.083	8	10	860.1-0960-080A1-PM	★	10.0	.394	139	5.472	137.5	5.413	96	3.780	1.5	.059	20	290	COROMANT
9.70	.382	30.7	1.209	3	10	860.1-0970-031A1-PM	★	10.0	.394	89	3.504	87.4	3.441	47	1.850	1.6	.063	20	290	DIN 6537 K
9.70	.382	79.2	3.118	8	10	860.1-0970-080A1-PM	★	10.0	.394	139	5.472	137.4	5.409	96	3.780	1.6	.063	20	290	COROMANT
9.80	.386	31.0	1.220	3	10	860.1-0980-031A1-PM	★	10.0	.394	89	3.504	87.4	3.441	47	1.850	1.6	.063	20	290	DIN 6537 K
9.80	.386	48.3	1.902	4	10	860.1-0980-045A1-PM	★	10.0	.394	103	4.055	101.4	3.992	61	2.402	1.6	.063	20	290	DIN 6537 L
9.80	.386	80.0	3.150	8	10	860.1-0980-080A1-PM	★	10.0	.394	139	5.472	137.4	5.409	96	3.780	1.6	.063	20	290	COROMANT
9.90	.390	31.3	1.232	3	10	860.1-0990-031A1-PM	★	10.0	.394	89	3.504	87.4	3.441	47	1.850	1.6	.063	20	290	DIN 6537 K
9.90	.390	48.1	1.894	4	10	860.1-0990-045A1-PM	★	10.0	.394	103	4.055	101.4	3.992	61	2.402	1.6	.063	20	290	DIN 6537 L
9.90	.390	80.8	3.181	8	10	860.1-0990-080A1-PM	★	10.0	.394	139	5.472	137.4	5.409	96	3.780	1.6	.063	20	290	COROMANT
9.92	.391	81.0	3.189	8	10	860.1-0992-080A1-PM	★	10.0	.394	139	5.472	137.4	5.409	96	3.780	1.6	.063	20	290	COROMANT
10.00	.394	31.6	1.244	3	10	860.1-1000-031A1-PM	★	10.0	.394	89	3.504	87.4	3.441	47	1.850	1.6	.063	20	290	DIN 6537 K
10.00	.394	48.0	1.890	4	10	860.1-1000-045A1-PM	★	10.0	.394	103	4.055	101.4	3.992	61	2.402	1.6	.063	20	290	DIN 6537 L
10.00	.394	81.6	3.213	8	10	860.1-1000-080A1-PM	★	10.0	.394	139	5.472	137.4	5.409	96	3.780	1.6	.063	20	290	COROMANT
10.10	.398	31.9	1.256	3	12	860.1-1010-037A1-PM	★	12.0	.472	102	4.016	100.4	3.953	55	2.165	1.6	.063	20	290	DIN 6537 K
10.10	.398	52.1	2.051	5	12	860.1-1010-053A1-PM	★	12.0	.472	118	4.646	116.4	4.583	71	2.795	1.6	.063	20	290	DIN 6537 L
10.10	.398	82.4	3.244	8	12	860.1-1010-098A1-PM	★	12.0	.472	163	6.417	161.4	6.354	114	4.488	1.6	.063	20	290	COROMANT
10.20	.402	32.3	1.272	3	12	860.1-1020-037A1-PM	★	12.0	.472	102	4.016	100.3	3.949	55	2.165	1.7	.067	20	290	DIN 6537 K
10.20	.402	52.7	2.075	5	12	860.1-1020-053A1-PM	★	12.0	.472	118	4.646	116.3	4.579	71	2.795	1.7	.067	20	290	DIN 6537 L
10.20	.402	83.3	3.280	8	12	860.1-1020-098A1-PM	★	12.0	.472	163	6.417	161.3	6.350	114	4.488	1.7	.067	20	290	COROMANT
10.30	.406	32.6	1.283	3	12	860.1-1030-037A1-PM	★	12.0	.472	102	4.016	100.3	3.949	55	2.165	1.7	.067	20	290	DIN 6537 K
10.30	.406	53.2	2.094	5	12	860.1-1030-053A1-PM	★	12.0	.472	118	4.646	116.3	4.579	71	2.795	1.7	.067	20	290	DIN 6537 L
10.30	.406	84.1	3.311	8	12	860.1-1030-098A1-PM	★	12.0	.472	163	6.417	161.3	6.350	114	4.488	1.7	.067	20	290	COROMANT
10.32	.406	32.6	1.283	3	12	860.1-1032-037A1-PM	★	12.0	.472	102	4.016	100.3	3.949	55	2.165	1.7	.067	20	290	DIN 6537 K
10.32	.406	53.3	2.098	5	12	860.1-1032-053A1-PM	★	12.0	.472	118	4.646	116.3	4.579	71	2.795	1.7	.067	20	290	DIN 6537 L
10.40	.409	32.9	1.295	3	12	860.1-1040-037A1-PM	★	12.0	.472	102	4.016	100.3	3.949	55	2.165	1.7	.067	20	290	DIN 6537 K
10.40	.409	53.7	2.114	5	12	860.1-1040-053A1-PM	★	12.0	.472	118	4.646	116.3	4.579	71	2.795	1.7	.067	20	290	DIN 6537 L
10.40	.409	84.9	3.343	8	12	860.1-1040-098A1-PM	★	12.0	.472	163	6.417	161.3	6.350	115	4.528	1.7	.067	20	290	COROMANT
10.50	.413	33.2	1.307	3	12	860.1-1050-037A1-PM	★	12.0	.472	102	4.016	100.3	3.949	55	2.165	1.7	.067	20	290	DIN 6537 K
10.50	.413	54.2	2.134	5	12	860.1-1050-053A1-PM	★	12.0	.472	118	4.646	116.3	4.579	71	2.795	1.7	.067	20	290	DIN 6537 L
10.50	.413	85.7	3.374	8	12	860.1-1050-098A1-PM	★	12.0	.472	163	6.417	161.3	6.350	115	4.528	1.7	.067	20	290	COROMANT
10.60	.417	54.7	2.154	5	12	860.1-1060-053A1-PM	★	12.0	.472	118	4.646	116.3	4.579	71	2.795	1.7	.067	20	290	DIN 6537 L
10.70	.421	33.8	1.331	3	12	860.1-1070-037A1-PM	★	12.0	.472	102	4.016	100.3	3.949	55	2.165	1.7	.067	20	290	DIN 6537 K
10.70	.421	55.2	2.173	5	12	860.1-1070-053A1-PM	★	12.0	.472	118	4.646	116.3	4.579	71	2.795	1.7	.067	20	290	DIN 6537 L
10.71	.422	55.3	2.177	5	12	860.1-1071-053A1-PM	★	12.0	.472	118	4.646	116.3	4.579	71	2.795	1.7	.067	20	290	DIN 6537 L

B76 E9 E28 E14

CoroDrill® 860-PM, punta in metallo duro integrale

Per acciaio

Adduzione interna di refrigerante



TCHA H8
SIG 147°

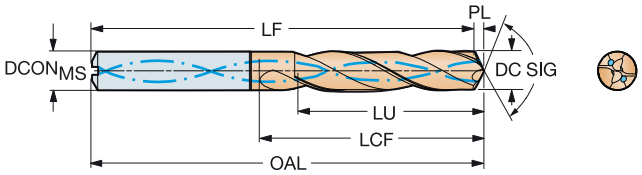

Dimensioni in mm e pollici

DC	DC"	LU	LU"	ULDR	CZC_{MS}	Codice di ordinazione	P 4234	$DCON_{MS}$	$DCON_{MS}$"	OAL	OAL"	LF	LF"	LCF	LCF"	PL	PL"	BAR	PSI	BSG
10.80	.425	34.2	1.346	3	12	860.1-1080-037A1-PM	★	12.0	.472	102	4.016	100.2	3.945	55	2.165	1.8	.071	20	290	DIN 6537 K
10.80	.425	55.8	2.197	5	12	860.1-1080-053A1-PM	★	12.0	.472	118	4.646	116.2	4.575	71	2.795	1.8	.071	20	290	DIN 6537 L
10.80	.425	88.2	3.472	8	12	860.1-1080-098A1-PM	★	12.0	.472	163	6.417	161.2	6.346	115	4.528	1.8	.071	20	290	COROMANT
10.90	.429	56.3	2.217	5	12	860.1-1090-053A1-PM	★	12.0	.472	118	4.646	116.2	4.575	71	2.795	1.8	.071	20	290	DIN 6537 L
11.00	.433	34.8	1.370	3	12	860.1-1100-037A1-PM	★	12.0	.472	102	4.016	100.2	3.945	55	2.165	1.8	.071	20	290	DIN 6537 K
11.00	.433	56.8	2.236	5	12	860.1-1100-053A1-PM	★	12.0	.472	118	4.646	116.2	4.575	71	2.795	1.8	.071	20	290	DIN 6537 L
11.00	.433	89.8	3.535	8	12	860.1-1100-098A1-PM	★	12.0	.472	163	6.417	161.2	6.346	115	4.528	1.8	.071	20	290	COROMANT
11.10	.437	35.1	1.382	3	12	860.1-1110-037A1-PM	★	12.0	.472	102	4.016	100.2	3.945	55	2.165	1.8	.071	20	290	DIN 6537 K
11.10	.437	57.3	2.256	5	12	860.1-1110-053A1-PM	★	12.0	.472	118	4.646	116.2	4.575	71	2.795	1.8	.071	20	290	DIN 6537 L
11.10	.437	90.6	3.567	8	12	860.1-1110-098A1-PM	★	12.0	.472	163	6.417	161.2	6.346	115	4.528	1.8	.071	20	290	COROMANT
11.11	.437	35.1	1.382	3	12	860.1-1111-037A1-PM	★	12.0	.472	102	4.016	100.2	3.945	55	2.165	1.8	.071	20	290	DIN 6537 K
11.11	.437	90.7	3.571	8	12	860.1-1111-098A1-PM	★	12.0	.472	163	6.417	161.2	6.346	115	4.528	1.8	.071	20	290	COROMANT
11.20	.441	35.4	1.394	3	12	860.1-1120-037A1-PM	★	12.0	.472	102	4.016	100.2	3.945	55	2.165	1.8	.071	20	290	DIN 6537 K
11.20	.441	57.6	2.268	5	12	860.1-1120-053A1-PM	★	12.0	.472	118	4.646	116.2	4.575	71	2.795	1.8	.071	20	290	DIN 6537 L
11.20	.441	91.4	3.598	8	12	860.1-1120-098A1-PM	★	12.0	.472	163	6.417	161.2	6.346	115	4.528	1.8	.071	20	290	COROMANT
11.30	.445	35.7	1.406	3	12	860.1-1130-037A1-PM	★	12.0	.472	102	4.016	100.2	3.945	55	2.165	1.8	.071	20	290	DIN 6537 K
11.30	.445	57.4	2.260	5	12	860.1-1130-053A1-PM	★	12.0	.472	118	4.646	116.2	4.575	71	2.795	1.8	.071	20	290	DIN 6537 L
11.30	.445	92.2	3.630	8	12	860.1-1130-098A1-PM	★	12.0	.472	163	6.417	161.2	6.346	115	4.528	1.8	.071	20	290	COROMANT
11.40	.449	36.1	1.421	3	12	860.1-1140-037A1-PM	★	12.0	.472	102	4.016	100.1	3.941	55	2.165	1.9	.075	20	290	DIN 6537 K
11.50	.453	36.4	1.433	3	12	860.1-1150-037A1-PM	★	12.0	.472	102	4.016	100.1	3.941	55	2.165	1.9	.075	20	290	DIN 6537 K
11.50	.453	57.2	2.252	4	12	860.1-1150-053A1-PM	★	12.0	.472	118	4.646	116.1	4.571	71	2.795	1.9	.075	20	290	DIN 6537 L
11.50	.453	93.9	3.697	8	12	860.1-1150-098A1-PM	★	12.0	.472	163	6.417	161.1	6.343	116	4.567	1.9	.075	20	290	COROMANT
11.60	.457	36.7	1.445	3	12	860.1-1160-037A1-PM	★	12.0	.472	102	4.016	100.1	3.941	55	2.165	1.9	.075	20	290	DIN 6537 K
11.70	.461	37.0	1.457	3	12	860.1-1170-037A1-PM	★	12.0	.472	102	4.016	100.1	3.941	55	2.165	1.9	.075	20	290	DIN 6537 K
11.70	.461	57.0	2.244	4	12	860.1-1170-053A1-PM	★	12.0	.472	118	4.646	116.1	4.571	71	2.795	1.9	.075	20	290	DIN 6537 L
11.80	.465	37.3	1.469	3	12	860.1-1180-037A1-PM	★	12.0	.472	102	4.016	100.1	3.941	55	2.165	1.9	.075	20	290	DIN 6537 K
11.80	.465	56.8	2.236	4	12	860.1-1180-053A1-PM	★	12.0	.472	118	4.646	116.1	4.571	71	2.795	1.9	.075	20	290	DIN 6537 L
11.80	.465	96.3	3.791	8	12	860.1-1180-098A1-PM	★	12.0	.472	163	6.417	161.1	6.343	116	4.567	1.9	.075	20	290	COROMANT
11.90	.469	37.6	1.480	3	12	860.1-1190-037A1-PM	★	12.0	.472	102	4.016	100.1	3.941	55	2.165	1.9	.075	20	290	DIN 6537 K
11.90	.469	97.1	3.823	8	12	860.1-1190-098A1-PM	★	12.0	.472	163	6.417	161.1	6.343	116	4.567	1.9	.075	20	290	COROMANT
12.00	.472	38.0	1.496	3	12	860.1-1200-037A1-PM	★	12.0	.472	102	4.016	100.0	3.937	55	2.165	2.0	.079	20	290	DIN 6537 K
12.00	.472	56.6	2.228	4	12	860.1-1200-053A1-PM	★	12.0	.472	118	4.646	116.0	4.567	71	2.795	2.0	.079	20	290	DIN 6537 L
12.00	.472	98.0	3.858	8	12	860.1-1200-098A1-PM	★	12.0	.472	163	6.417	161.0	6.339	116	4.567	2.0	.079	20	290	COROMANT
12.10	.476	38.3	1.508	3	14	860.1-1210-040A1-PM	★	14.0	.551	107	4.213	105.0	4.134	60	2.362	2.0	.079	20	290	DIN 6537 K
12.10	.476	62.5	2.461	5	14	860.1-1210-057A1-PM	★	14.0	.551	124	4.882	122.0	4.803	77	3.032	2.0	.079	20	290	DIN 6537 L
12.10	.476	98.8	3.890	8	14	860.1-1210-115A1-PM	★	14.0	.551	182	7.165	180.0	7.087	133	5.236	2.0	.079	20	290	COROMANT
12.20	.480	38.6	1.520	3	14	860.1-1220-040A1-PM	★	14.0	.551	107	4.213	105.0	4.134	60	2.362	2.0	.079	20	290	DIN 6537 K
12.20	.480	62.4	2.457	5	14	860.1-1220-057A1-PM	★	14.0	.551	124	4.882	122.0	4.803	77	3.032	2.0	.079	20	290	DIN 6537 L
12.20	.480	99.6	3.921	8	14	860.1-1220-115A1-PM	★	14.0	.551	182	7.165	180.0	7.087	133	5.236	2.0	.079	20	290	COROMANT
12.30	.484	38.9	1.532	3	14	860.1-1230-040A1-PM	★	14.0	.551	107	4.213	105.0	4.134	60	2.362	2.0	.079	20	290	DIN 6537 K
12.30	.484	62.2	2.449	5	14	860.1-1230-057A1-PM	★	14.0	.551	124	4.882	122.0	4.803	77	3.032	2.0	.079	20	290	DIN 6537 L
12.30	.484	100.4	3.953	8	14	860.1-1230-115A1-PM	★	14.0	.551	182	7.165	180.0	7.087	133	5.236	2.0	.079	20	290	COROMANT
12.50	.492	39.5	1.555	3	14	860.1-1250-040A1-PM	★	14.0	.551	107	4.213	105.0	4.134	60	2.362	2.0	.079	20	290	DIN 6537 K
12.50	.492	62.0	2.441	4	14	860.1-1250-057A1-PM	★	14.0	.551	124	4.882	122.0	4.803	77	3.032	2.0	.079	20	290	DIN 6537 L
12.50	.492	102.0	4.016	8	14	860.1-1250-115A1-PM	★	14.0	.551	182	7.165	180.0	7.087	133	5.236	2.0	.079	20	290	COROMANT
12.60	.496	39.9	1.571	3	14	860.1-1260-040A1-PM	★	14.0	.551	107	4.213	104.9	4.130	60	2.362	2.1	.083	20	290	DIN 6537 K
12.70	.500	40.2	1.583	3	14	860.1-1270-040A1-PM	★	14.0	.551	107	4.213	104.9	4.130	60	2.362	2.1	.083	20	290	DIN 6537 K
12.70	.500	61.8	2.433	4	14	860.1-1270-057A1-PM	★	14.0	.551	124	4.882	121.9	4.799	77	3.032	2.1	.083	20	290	DIN 6537 L
12.70	.500	103.7	4.083	8	14	860.1-1270-115A1-PM	★	14.0	.551	182	7.165	179.9	7.083	134	5.276	2.1	.083	20	290	COROMANT
12.80	.504	40.5	1.594	3	14	860.1-1280-040A1-PM	★	14.0	.551	107	4.213	104.9	4.130	60	2.362	2.1	.083	20	290	DIN 6537 K
12.80	.504	61.6	2.425	4	14	860.1-1280-057A1-PM	★	14.0	.551	124	4.882	121.9	4.799	77	3.032	2.1	.083	20	290	DIN 6537 L
12.80	.504	104.5	4.114	8	14	860.1-1280-115A1-PM	★	14.0	.551	182	7.165	179.9	7.083	134	5.276	2.1	.083	20	290	COROMANT

B76 E9 E28 E14

CoroDrill® 860-PM, punta in metallo duro integrale

Per acciaio

Adduzione interna di refrigerante

TCHA H8
SIG 147°

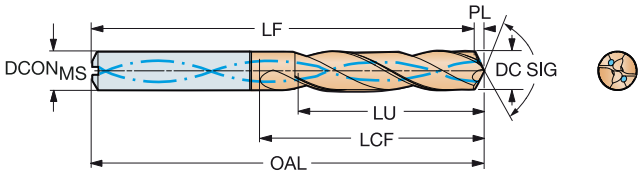

DC	DC"	LU	LU"	ULDR	CZC_{MS}	Codice di ordinazione	4234	$DCON_{MS}$	$DCON_{MS}$"	OAL	OAL"	LF	LF"	LCF	LCF"	PL	PL"	BAR	PSI	BSG
							P	Dimensioni in mm e pollici												
13.00	.512	41.1	1.618	3	14	860.1-1300-040A1-PM	★	14.0	.551	107	4.213	104.9	4.130	60	2.362	2.1	.083	20	290	DIN 6537 K
13.00	.512	61.4	2.417	4	14	860.1-1300-057A1-PM	★	14.0	.551	124	4.882	121.9	4.799	77	3.032	2.1	.083	20	290	DIN 6537 L
13.00	.512	106.1	4.177	8	14	860.1-1300-115A1-PM	★	14.0	.551	182	7.165	179.9	7.083	134	5.276	2.1	.083	20	290	COROMANT
13.10	.516	41.4	1.630	3	14	860.1-1310-040A1-PM	★	14.0	.551	107	4.213	104.9	4.130	60	2.362	2.1	.083	20	290	DIN 6537 K
13.10	.516	61.3	2.413	4	14	860.1-1310-057A1-PM	★	14.0	.551	124	4.882	121.9	4.799	77	3.032	2.1	.083	20	290	DIN 6537 L
13.10	.516	106.9	4.209	8	14	860.1-1310-115A1-PM	★	14.0	.551	182	7.165	179.9	7.083	134	5.276	2.1	.083	20	290	COROMANT
13.25	.522	61.1	2.406	4	14	860.1-1325-057A1-PM	★	14.0	.551	124	4.882	121.9	4.799	77	3.032	2.1	.083	20	290	DIN 6537 L
13.50	.531	42.7	1.681	3	14	860.1-1350-040A1-PM	★	14.0	.551	107	4.213	104.8	4.126	60	2.362	2.2	.087	20	290	DIN 6537 K
13.50	.531	60.8	2.394	4	14	860.1-1350-057A1-PM	★	14.0	.551	124	4.882	121.8	4.795	77	3.032	2.2	.087	20	290	DIN 6537 L
13.50	.531	110.2	4.339	8	14	860.1-1350-115A1-PM	★	14.0	.551	182	7.165	179.8	7.079	134	5.276	2.2	.087	20	290	COROMANT
13.75	.541	60.5	2.382	4	14	860.1-1375-057A1-PM	★	14.0	.551	124	4.882	121.8	4.795	77	3.032	2.2	.087	20	290	DIN 6537 L
13.80	.543	43.4	1.709	3	14	860.1-1380-040A1-PM	★	14.0	.551	107	4.213	104.8	4.126	60	2.362	2.2	.087	20	290	DIN 6537 K
13.80	.543	60.4	2.378	4	14	860.1-1380-057A1-PM	★	14.0	.551	124	4.882	121.8	4.795	77	3.032	2.2	.087	20	290	DIN 6537 L
13.80	.543	112.6	4.433	8	14	860.1-1380-115A1-PM	★	14.0	.551	182	7.165	179.8	7.079	134	5.276	2.2	.087	20	290	COROMANT
13.89	.547	60.3	2.374	4	14	860.1-1389-057A1-PM	★	14.0	.551	124	4.882	121.8	4.795	77	3.032	2.2	.087	20	290	DIN 6537 L
14.00	.551	44.3	1.744	3	14	860.1-1400-040A1-PM	★	14.0	.551	107	4.213	104.7	4.122	60	2.362	2.3	.091	20	290	DIN 6537 K
14.00	.551	63.0	2.480	4	14	860.1-1400-057A1-PM	★	14.0	.551	124	4.882	121.7	4.791	77	3.032	2.3	.091	20	290	DIN 6537 L
14.00	.551	114.3	4.500	8	14	860.1-1400-115A1-PM	★	14.0	.551	182	7.165	179.7	7.075	134	5.276	2.3	.091	20	290	COROMANT
14.25	.561	45.0	1.772	3	16	860.1-1425-044A1-PM	★	16.0	.630	115	4.528	112.7	4.437	65	2.559	2.3	.091	20	290	DIN 6537 K
14.25	.561	68.8	2.709	4	16	860.1-1425-062A1-PM	★	16.0	.630	133	5.236	130.7	5.146	83	3.268	2.3	.091	20	290	DIN 6537 L
14.29	.563	45.2	1.780	3	16	860.1-1429-044A1-PM	★	16.0	.630	115	4.528	112.7	4.437	65	2.559	2.3	.091	20	290	DIN 6537 K
14.29	.563	68.7	2.705	4	16	860.1-1429-062A1-PM	★	16.0	.630	133	5.236	130.7	5.146	83	3.268	2.3	.091	20	290	DIN 6537 L
14.50	.571	45.8	1.803	3	16	860.1-1450-044A1-PM	★	16.0	.630	115	4.528	112.7	4.437	65	2.559	2.3	.091	20	290	DIN 6537 K
14.50	.571	68.5	2.697	4	16	860.1-1450-062A1-PM	★	16.0	.630	133	5.236	130.7	5.146	83	3.268	2.3	.091	20	290	DIN 6537 L
14.69	.578	46.4	1.827	3	16	860.1-1469-044A1-PM	★	16.0	.630	115	4.528	112.7	4.437	65	2.559	2.3	.091	20	290	DIN 6537 K
14.80	.583	68.2	2.685	4	16	860.1-1480-062A1-PM	★	16.0	.630	133	5.236	130.6	5.142	83	3.268	2.4	.094	20	290	DIN 6537 L
15.00	.591	47.4	1.866	3	16	860.1-1500-044A1-PM	★	16.0	.630	115	4.528	112.6	4.433	65	2.559	2.4	.094	20	290	DIN 6537 K
15.00	.591	68.0	2.677	4	16	860.1-1500-062A1-PM	★	16.0	.630	133	5.236	130.6	5.142	83	3.268	2.4	.094	20	290	DIN 6537 L
15.50	.610	49.0	1.929	3	16	860.1-1550-044A1-PM	★	16.0	.630	115	4.528	112.5	4.429	65	2.559	2.5	.098	20	290	DIN 6537 K
15.50	.610	67.5	2.657	4	16	860.1-1550-062A1-PM	★	16.0	.630	133	5.236	130.5	5.138	83	3.268	2.5	.098	20	290	DIN 6537 L
15.80	.622	49.2	1.937	3	16	860.1-1580-044A1-PM	★	16.0	.630	115	4.528	112.5	4.429	65	2.559	2.5	.098	20	290	DIN 6537 K
15.80	.622	67.2	2.646	4	16	860.1-1580-062A1-PM	★	16.0	.630	133	5.236	130.5	5.138	83	3.268	2.5	.098	20	290	DIN 6537 L
15.87	.625	49.1	1.933	3	16	860.1-1587-044A1-PM	★	16.0	.630	115	4.528	112.5	4.429	65	2.559	2.5	.098	20	290	DIN 6537 K
16.00	.630	49.0	1.929	3	16	860.1-1600-044A1-PM	★	16.0	.630	115	4.528	112.5	4.429	65	2.559	2.5	.098	20	290	DIN 6537 K
16.00	.630	67.0	2.638	4	16	860.1-1600-062A1-PM	★	16.0	.630	133	5.236	130.5	5.138	83	3.268	2.5	.098	20	290	DIN 6537 L
16.00	.630	130.5	5.138	8	16	860.1-1600-133A1-PM	★	16.0	.630	204	8.032	201.5	7.933	154	6.063	2.5	.098	20	290	COROMANT
16.50	.650	52.1	2.051	3	18	860.1-1650-050A1-PM	★	18.0	.709	123	4.843	120.4	4.740	73	2.874	2.6	.102	20	290	DIN 6537 K
16.50	.650	76.5	3.012	4	18	860.1-1650-070A1-PM	★	18.0	.709	143	5.630	140.4	5.528	93	3.661	2.6	.102	20	290	DIN 6537 L
16.80	.661	53.0	2.087	3	18	860.1-1680-050A1-PM	★	18.0	.709	123	4.843	120.4	4.740	73	2.874	2.6	.102	20	290	DIN 6537 K
17.00	.669	76.0	2.992	4	18	860.1-1700-070A1-PM	★	18.0	.709	143	5.630	140.3	5.524	93	3.661	2.7	.106	20	290	DIN 6537 L
17.50	.689	55.2	2.173	3	18	860.1-1750-050A1-PM	★	18.0	.709	123	4.843	120.3	4.736	73	2.874	2.7	.106	20	290	DIN 6537 K
17.50	.689	75.5	2.972	4	18	860.1-1750-070A1-PM	★	18.0	.709	143	5.630	140.3	5.524	93	3.661	2.7	.106	20	290	DIN 6537 L
17.80	.701	75.2	2.961	4	18	860.1-1780-070A1-PM	★	18.0	.709	143	5.630	140.2	5.520	93	3.661	2.8	.110	20	290	DIN 6537 L
18.00	.709	56.8	2.236	3	18	860.1-1800-050A1-PM	★	18.0	.709	123	4.843	120.2	4.732	73	2.874	2.8	.110	20	290	DIN 6537 K
18.00	.709	78.6	3.094	4	18	860.1-1800-070A1-PM	★	18.0	.709	143	5.630	140.2	5.520	93	3.661	2.8	.110	20	290	DIN 6537 L
18.50	.728	58.4	2.299	3	20	860.1-1850-055A1-PM	★	20.0	.787	131	5.157	128.1	5.043	79	3.110	2.9	.114	20	290	DIN 6537 K
18.80	.740	59.3	2.335	3	20	860.1-1880-055A1-PM	★	20.0	.787	131	5.157	128.1	5.043	79	3.110	2.9	.114	20	290	DIN 6537 K
18.80	.740	86.0	3.386	4	20	860.1-1880-077A1-PM	★	20.0	.787	153	6.024	150.1	5.909	101	3.976	2.9	.114	20	290	DIN 6537 L
19.00	.748	59.9	2.358	3	20	860.1-1900-055A1-PM	★	20.0	.787	131	5.157	128.1	5.043	79	3.110	2.9	.114	20	290	DIN 6537 K
20.00	.787	63.0	2.480	3	20	860.1-2000-055A1-PM	★	20.0	.787	131	5.157	127.9	5.035	79	3.110	3.1	.122	20	290	DIN 6537 K

B76 E9 E28 E14

CoroDrill® 860-MM

Punte ad alte prestazioni ottimizzate per acciaio inossidabile

O C

Applicazione

860-MM: acciai inossidabili a truciolo lungo come quelli austenitici, superaustenitici, ferritici e duplex



Campi di applicazioni ISO:

M

Caratteristiche e benefici

- Dati di taglio ottimizzati
- Basso costo per foro
- Maggiore affidabilità delle prestazioni
- Evacuazione truciolo senza problemi
- Lunga durata utensile, usura sotto controllo
- Tolleranza foro costante
- Ricondizionabile fino a 3 volte secondo le specifiche originali

www.sandvik.coromant.com/corodrill860

Suggerimenti

Si consiglia di utilizzare mandrini idraulici ad alta precisione.
Si consiglia di utilizzare l'adduzione interna di refrigerante, pressione minima consigliata 20 bar

Per i mandrini, vedere il catalogo degli utensili rotanti.

E14

CoroDrill® 860-MM, punta in metallo duro integrale

Per acciaio inossidabile

Adduzione interna di refrigerante

TCHA H8
SIG 140°

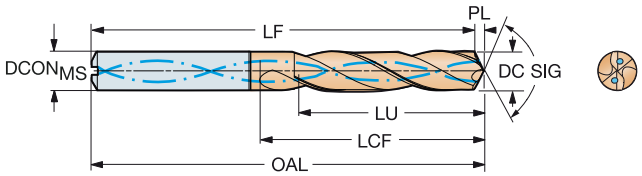

DC	DC"	LU	LU"	ULDR	CZC_{MS}	Codice di ordinazione	M	2214	$DCON_{MS}$	$DCON_{MS}$"	OAL	OAL"	LF	LF"	LCF	LCF"	PL	PL"	BAR	PSI	BSG
							Dimensioni in mm e pollici														
3.00	.118	9.5	.374	3	6	860.1-0300-009A1-MM	★		6.0	.236	62	2.441	61.5	2.421	20	.787	0.5	.020	20	290	DIN 6537 K
3.00	.118	15.5	.610	5	6	860.1-0300-015A1-MM	★		6.0	.236	66	2.598	65.5	2.579	28	1.102	0.5	.020	20	290	DIN 6537 L
3.00	.118	24.0	.945	8	6	860.1-0300-024A1-MM	★		6.0	.236	74	2.913	73.5	2.894	34	1.339	0.5	.020	20	290	COROMANT
3.10	.122	9.8	.386	3	6	860.1-0310-009A1-MM	★		6.0	.236	62	2.441	61.5	2.421	20	.787	0.5	.020	20	290	DIN 6537 K
3.10	.122	25.0	.984	8	6	860.1-0310-025A1-MM	★		6.0	.236	74	2.913	73.5	2.894	34	1.339	0.5	.020	20	290	COROMANT
3.18	.125	16.4	.646	5	6	860.1-0318-016A1-MM	★		6.0	.236	66	2.598	65.5	2.579	28	1.102	0.5	.020	20	290	DIN 6537 L
3.20	.126	16.5	.650	5	6	860.1-0320-016A1-MM	★		6.0	.236	66	2.598	65.5	2.579	28	1.102	0.5	.020	20	290	DIN 6537 L
3.30	.130	10.4	.409	3	6	860.1-0330-010A1-MM	★		6.0	.236	62	2.441	61.5	2.421	20	.787	0.5	.020	20	290	DIN 6537 K
3.30	.130	17.0	.669	5	6	860.1-0330-017A1-MM	★		6.0	.236	66	2.598	65.5	2.579	28	1.102	0.5	.020	20	290	DIN 6537 L
3.30	.130	26.0	1.024	7	6	860.1-0330-026A1-MM	★		6.0	.236	74	2.913	73.5	2.894	35	1.378	0.5	.020	20	290	COROMANT
3.40	.134	27.0	1.063	7	6	860.1-0340-027A1-MM	★		6.0	.236	74	2.913	73.4	2.890	35	1.378	0.6	.024	20	290	COROMANT
3.50	.138	11.1	.437	3	6	860.1-0350-011A1-MM	★		6.0	.236	62	2.441	61.4	2.417	20	.787	0.6	.024	20	290	DIN 6537 K
3.50	.138	18.1	.713	5	6	860.1-0350-018A1-MM	★		6.0	.236	66	2.598	65.4	2.575	28	1.102	0.6	.024	20	290	DIN 6537 L
3.50	.138	28.0	1.102	8	6	860.1-0350-028A1-MM	★		6.0	.236	74	2.913	73.4	2.890	35	1.378	0.6	.024	20	290	COROMANT
3.60	.142	11.4	.449	3	6	860.1-0360-011A1-MM	★		6.0	.236	62	2.441	61.4	2.417	20	.787	0.6	.024	20	290	DIN 6537 K
3.70	.146	19.1	.752	5	6	860.1-0370-019A1-MM	★		6.0	.236	66	2.598	65.4	2.575	28	1.102	0.6	.024	20	290	DIN 6537 L
3.70	.146	30.0	1.181	8	6	860.1-0370-030A1-MM	★		6.0	.236	74	2.913	73.4	2.890	36	1.417	0.6	.024	20	290	COROMANT
3.80	.150	12.0	.472	3	6	860.1-0380-011A1-MM	★		6.0	.236	66	2.598	65.4	2.575	24	.945	0.6	.024	20	290	DIN 6537 K
3.80	.150	19.6	.772	5	6	860.1-0380-019A1-MM	★		6.0	.236	74	2.913	73.4	2.890	36	1.417	0.6	.024	20	290	DIN 6537 L
3.80	.150	30.0	1.181	7	6	860.1-0380-030A1-MM	★		6.0	.236	85	3.346	84.4	3.323	44	1.732	0.6	.024	20	290	COROMANT
4.00	.157	12.7	.500	3	6	860.1-0400-012A1-MM	★		6.0	.236	66	2.598	65.3	2.571	24	.945	0.7	.028	20	290	DIN 6537 K
4.00	.157	20.7	.815	5	6	860.1-0400-020A1-MM	★		6.0	.236	74	2.913	73.3	2.886	36	1.417	0.7	.028	20	290	DIN 6537 L
4.00	.157	32.0	1.260	8	6	860.1-0400-032A1-MM	★		6.0	.236	85	3.346	84.3	3.319	44	1.732	0.7	.028	20	290	COROMANT
4.20	.165	13.3	.524	3	6	860.1-0420-013A1-MM	★		6.0	.236	66	2.598	65.3	2.571	24	.945	0.7	.028	20	290	DIN 6537 K
4.20	.165	21.7	.854	5	6	860.1-0420-021A1-MM	★		6.0	.236	74	2.913	73.3	2.886	36	1.417	0.7	.028	20	290	DIN 6537 L
4.20	.165	34.0	1.339	8	6	860.1-0420-034A1-MM	★		6.0	.236	85	3.346	84.3	3.319	45	1.772	0.7	.028	20	290	COROMANT
4.30	.169	13.6	.535	3	6	860.1-0430-013A1-MM	★		6.0	.236	66	2.598	65.3	2.571	24	.945	0.7	.028	20	290	DIN 6537 K
4.30	.169	22.2	.874	5	6	860.1-0430-022A1-MM	★		6.0	.236	74	2.913	73.3	2.886	36	1.417	0.7	.028	20	290	DIN 6537 L
4.30	.169	34.0	1.339	7	6	860.1-0430-034A1-MM	★		6.0	.236	85	3.346	84.3	3.319	45	1.772	0.7	.028	20	290	COROMANT
4.37	.172	13.8	.543	3	6	860.1-0437-013A1-MM	★		6.0	.236	66	2.598	65.3	2.571	24	.945	0.7	.028	20	290	DIN 6537 K
4.37	.172	22.5	.886	5	6	860.1-0437-022A1-MM	★		6.0	.236	74	2.913	73.3	2.886	36	1.417	0.7	.028	20	290	DIN 6537 L
4.40	.173	13.9	.547	3	6	860.1-0440-013A1-MM	★		6.0	.236	66	2.598	65.3	2.571	24	.945	0.7	.028	20	290	DIN 6537 K
4.40	.173	22.7	.894	5	6	860.1-0440-022A1-MM	★		6.0	.236	74	2.913	73.3	2.886	36	1.417	0.7	.028	20	290	DIN 6537 L
4.40	.173	35.0	1.378	7	6	860.1-0440-035A1-MM	★		6.0	.236	85	3.346	84.3	3.319	45	1.772	0.7	.028	20	290	COROMANT
4.50	.177	14.2	.559	3	6	860.1-0450-014A1-MM	★		6.0	.236	66	2.598	65.3	2.571	24	.945	0.7	.028	20	290	DIN 6537 K
4.50	.177	23.2	.913	5	6	860.1-0450-023A1-MM	★		6.0	.236	74	2.913	73.3	2.886	36	1.417	0.7	.028	20	290	DIN 6537 L
4.50	.177	36.0	1.417	8	6	860.1-0450-036A1-MM	★		6.0	.236	85	3.346	84.3	3.319	46	1.811	0.7	.028	20	290	COROMANT
4.60	.181	23.8	.937	5	6	860.1-0460-023A1-MM	★		6.0	.236	74	2.913	73.2	2.882	36	1.417	0.8	.031	20	290	DIN 6537 L
4.60	.181	37.0	1.457	8	6	860.1-0460-037A1-MM	★		6.0	.236	85	3.346	84.2	3.315	46	1.811	0.8	.031	20	290	COROMANT
4.70	.185	24.3	.957	5	6	860.1-0470-024A1-MM	★		6.0	.236	74	2.913	73.2	2.882	36	1.417	0.8	.031	20	290	DIN 6537 L
4.76	.187	15.1	.594	3	6	860.1-0476-014A1-MM	★		6.0	.236	66	2.598	65.2	2.567	28	1.102	0.8	.031	20	290	DIN 6537 K
4.80	.189	15.2	.598	3	6	860.1-0480-014A1-MM	★		6.0	.236	66	2.598	65.2	2.567	28	1.102	0.8	.031	20	290	DIN 6537 K
4.80	.189	38.0	1.496	7	6	860.1-0480-038A1-MM	★		6.0	.236	97	3.819	96.2	3.787	56	2.205	0.8	.031	20	290	COROMANT
4.90	.193	25.3	.996	5	6	860.1-0490-025A1-MM	★		6.0	.236	82	3.228	81.2	3.197	44	1.732	0.8	.031	20	290	DIN 6537 L
5.00	.197	15.8	.622	3	6	860.1-0500-015A1-MM	★		6.0	.236	66	2.598	65.2	2.567	28	1.102	0.8	.031	20	290	DIN 6537 K
5.00	.197	25.8	1.016	5	6	860.1-0500-025A1-MM	★		6.0	.236	82	3.228	81.2	3.197	44	1.732	0.8	.031	20	290	DIN 6537 L
5.00	.197	40.0	1.575	8	6	860.1-0500-040A1-MM	★		6.0	.236	97	3.819	96.2	3.787	57	2.244	0.8	.031	20	290	COROMANT
5.10	.201	16.1	.634	3	6	860.1-0510-015A1-MM	★		6.0	.236	66	2.598	65.2	2.567	28	1.102	0.8	.031	20	290	DIN 6537 K
5.10	.201	26.3	1.035	5	6	860.1-0510-026A1-MM	★		6.0	.236	82	3.228	81.2	3.197	44	1.732	0.8	.031	20	290	DIN 6537 L
5.16	.203	16.3	.642	3	6	860.1-0516-016A1-MM	★		6.0	.236	66	2.598	65.2	2.567	28	1.102	0.8	.031	20	290	DIN 6537 K
5.20	.205	16.5	.650	3	6	860.1-0520-016A1-MM	★		6.0	.236	66	2.598	65.1	2.563	28	1.102	0.9	.035	20	290	DIN 6537 K

B81 E9 E28 E14

CoroDrill® 860-MM, punta in metallo duro integrale

Per acciaio inossidabile

Adduzione interna di refrigerante

TCHA H8
SIG 140°

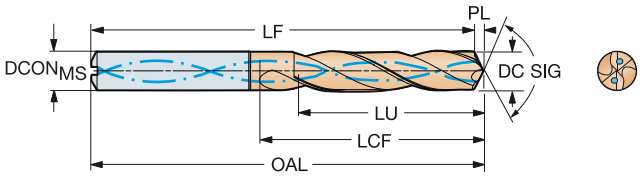

DC	DC"	LU	LU"	ULDR	CZC_{MS}	Codice di ordinazione	M 2214	$DCON_{MS}$	$DCON_{MS}$"	OAL	OAL"	LF	LF"	LCF	LCF"	PL	PL"	BAR	PSI	BSG
								Dimensioni in mm e pollici												
5.20	.205	26.9	1.059	5	6	860.1-0520-026A1-MM	★	6.0	.236	82	3.228	81.1	3.193	44	1.732	0.9	.035	20	290	DIN 6537 L
5.30	.209	27.4	1.079	5	6	860.1-0530-027A1-MM	★	6.0	.236	82	3.228	81.1	3.193	44	1.732	0.9	.035	20	290	DIN 6537 L
5.50	.217	17.4	.685	3	6	860.1-0550-017A1-MM	★	6.0	.236	66	2.598	65.1	2.563	28	1.102	0.9	.035	20	290	DIN 6537 K
5.50	.217	28.4	1.118	5	6	860.1-0550-028A1-MM	★	6.0	.236	82	3.228	81.1	3.193	44	1.732	0.9	.035	20	290	DIN 6537 L
5.50	.217	44.0	1.732	8	6	860.1-0550-044A1-MM	★	6.0	.236	97	3.819	96.1	3.783	57	2.244	0.9	.035	20	290	COROMANT
5.56	.219	17.6	.693	3	6	860.1-0556-017A1-MM	★	6.0	.236	66	2.598	65.1	2.563	28	1.102	0.9	.035	20	290	DIN 6537 K
5.80	.228	17.6	.693	3	6	860.1-0580-017A1-MM	★	6.0	.236	66	2.598	65.0	2.559	28	1.102	1.0	.039	20	290	DIN 6537 K
5.80	.228	46.0	1.811	7	6	860.1-0580-046A1-MM	★	6.0	.236	97	3.819	96.0	3.780	58	2.283	1.0	.039	20	290	COROMANT
5.90	.232	30.5	1.201	5	6	860.1-0590-030A1-MM	★	6.0	.236	82	3.228	81.0	3.189	44	1.732	1.0	.039	20	290	DIN 6537 L
6.00	.236	19.0	.748	3	6	860.1-0600-018A1-MM	★	6.0	.236	66	2.598	65.0	2.559	28	1.102	1.0	.039	20	290	DIN 6537 K
6.00	.236	31.0	1.220	5	6	860.1-0600-030A1-MM	★	6.0	.236	82	3.228	81.0	3.189	44	1.732	1.0	.039	20	290	DIN 6537 L
6.00	.236	48.0	1.890	8	6	860.1-0600-048A1-MM	★	6.0	.236	97	3.819	96.0	3.780	58	2.283	1.0	.039	20	290	COROMANT
6.10	.240	31.5	1.240	5	8	860.1-0610-031A1-MM	★	8.0	.315	91	3.583	90.0	3.543	53	2.087	1.0	.039	20	290	DIN 6537 L
6.10	.240	49.0	1.929	8	8	860.1-0610-049A1-MM	★	8.0	.315	106	4.173	105.0	4.134	67	2.638	1.0	.039	20	290	COROMANT
6.20	.244	32.0	1.260	5	8	860.1-0620-031A1-MM	★	8.0	.315	91	3.583	90.0	3.543	53	2.087	1.0	.039	20	290	DIN 6537 L
6.20	.244	50.0	1.969	8	8	860.1-0620-050A1-MM	★	8.0	.315	106	4.173	105.0	4.134	67	2.638	1.0	.039	20	290	COROMANT
6.35	.250	20.1	.791	3	8	860.1-0635-019A1-MM	★	8.0	.315	79	3.110	78.0	3.071	34	1.339	1.0	.039	20	290	DIN 6537 K
6.35	.250	32.8	1.291	5	8	860.1-0635-032A1-MM	★	8.0	.315	91	3.583	90.0	3.543	53	2.087	1.0	.039	20	290	DIN 6537 L
6.35	.250	51.0	2.008	8	8	860.1-0635-051A1-MM	★	8.0	.315	106	4.173	105.0	4.134	67	2.638	1.0	.039	20	290	COROMANT
6.50	.256	20.6	.811	3	8	860.1-0650-020A1-MM	★	8.0	.315	79	3.110	77.9	3.067	34	1.339	1.1	.043	20	290	DIN 6537 K
6.50	.256	33.6	1.323	5	8	860.1-0650-033A1-MM	★	8.0	.315	91	3.583	89.9	3.539	53	2.087	1.1	.043	20	290	DIN 6537 L
6.50	.256	52.0	2.047	8	8	860.1-0650-052A1-MM	★	8.0	.315	106	4.173	104.9	4.130	67	2.638	1.1	.043	20	290	COROMANT
6.60	.260	20.9	.823	3	8	860.1-0660-020A1-MM	★	8.0	.315	79	3.110	77.9	3.067	34	1.339	1.1	.043	20	290	DIN 6537 K
6.60	.260	34.1	1.343	5	8	860.1-0660-033A1-MM	★	8.0	.315	91	3.583	89.9	3.539	53	2.087	1.1	.043	20	290	DIN 6537 L
6.70	.264	34.6	1.362	5	8	860.1-0670-034A1-MM	★	8.0	.315	91	3.583	89.9	3.539	53	2.087	1.1	.043	20	290	DIN 6537 L
6.75	.266	21.3	.839	3	8	860.1-0675-020A1-MM	★	8.0	.315	79	3.110	77.9	3.067	34	1.339	1.1	.043	20	290	DIN 6537 K
6.80	.268	21.5	.846	3	8	860.1-0680-020A1-MM	★	8.0	.315	79	3.110	77.9	3.067	34	1.339	1.1	.043	20	290	DIN 6537 K
6.80	.268	35.1	1.382	5	8	860.1-0680-034A1-MM	★	8.0	.315	91	3.583	89.9	3.539	53	2.087	1.1	.043	20	290	DIN 6537 L
6.80	.268	54.0	2.126	7	8	860.1-0680-054A1-MM	★	8.0	.315	106	4.173	104.9	4.130	67	2.638	1.1	.043	20	290	COROMANT
6.90	.272	21.8	.858	3	8	860.1-0690-021A1-MM	★	8.0	.315	79	3.110	77.9	3.067	34	1.339	1.1	.043	20	290	DIN 6537 K
6.90	.272	35.6	1.402	5	8	860.1-0690-035A1-MM	★	8.0	.315	91	3.583	89.9	3.539	53	2.087	1.1	.043	20	290	DIN 6537 L
6.90	.272	55.0	2.165	7	8	860.1-0690-055A1-MM	★	8.0	.315	106	4.173	104.9	4.130	68	2.677	1.1	.043	20	290	COROMANT
7.00	.276	22.1	.870	3	8	860.1-0700-021A1-MM	★	8.0	.315	79	3.110	77.9	3.067	34	1.339	1.1	.043	20	290	DIN 6537 K
7.00	.276	36.1	1.421	5	8	860.1-0700-035A1-MM	★	8.0	.315	91	3.583	89.9	3.539	53	2.087	1.1	.043	20	290	DIN 6537 L
7.00	.276	56.0	2.205	8	8	860.1-0700-056A1-MM	★	8.0	.315	106	4.173	104.9	4.130	68	2.677	1.1	.043	20	290	COROMANT
7.10	.280	57.0	2.244	8	8	860.1-0710-057A1-MM	★	8.0	.315	116	4.567	114.8	4.520	77	3.032	1.2	.047	20	290	COROMANT
7.14	.281	22.6	.890	3	8	860.1-0714-021A1-MM	★	8.0	.315	79	3.110	77.8	3.063	41	1.614	1.2	.047	20	290	DIN 6537 K
7.14	.281	57.0	2.244	7	8	860.1-0714-057A1-MM	★	8.0	.315	116	4.567	114.8	4.520	77	3.032	1.2	.047	20	290	COROMANT
7.40	.291	23.4	.921	3	8	860.1-0740-022A1-MM	★	8.0	.315	79	3.110	77.8	3.063	41	1.614	1.2	.047	20	290	DIN 6537 K
7.50	.295	23.7	.933	3	8	860.1-0750-023A1-MM	★	8.0	.315	79	3.110	77.8	3.063	41	1.614	1.2	.047	20	290	DIN 6537 K
7.50	.295	38.7	1.524	5	8	860.1-0750-038A1-MM	★	8.0	.315	91	3.583	89.8	3.535	53	2.087	1.2	.047	20	290	DIN 6537 L
7.80	.307	24.7	.972	3	8	860.1-0780-023A1-MM	★	8.0	.315	79	3.110	77.7	3.059	41	1.614	1.3	.051	20	290	DIN 6537 K
7.80	.307	40.3	1.587	5	8	860.1-0780-039A1-MM	★	8.0	.315	91	3.583	89.7	3.532	53	2.087	1.3	.051	20	290	DIN 6537 L
7.80	.307	62.0	2.441	7	8	860.1-0780-062A1-MM	★	8.0	.315	116	4.567	114.7	4.516	78	3.071	1.3	.051	20	290	COROMANT
7.94	.313	64.0	2.520	8	8	860.1-0794-064A1-MM	★	8.0	.315	116	4.567	114.7	4.516	78	3.071	1.3	.051	20	290	COROMANT
8.00	.315	25.3	.996	3	8	860.1-0800-024A1-MM	★	8.0	.315	79	3.110	77.7	3.059	41	1.614	1.3	.051	20	290	DIN 6537 K
8.00	.315	41.3	1.626	5	8	860.1-0800-040A1-MM	★	8.0	.315	91	3.583	89.7	3.532	53	2.087	1.3	.051	20	290	DIN 6537 L
8.00	.315	64.0	2.520	8	8	860.1-0800-064A1-MM	★	8.0	.315	116	4.567	114.7	4.516	78	3.071	1.3	.051	20	290	COROMANT
8.10	.319	25.6	1.008	3	10	860.1-0810-024A1-MM	★	10.0	.394	89	3.504	87.7	3.453	47	1.850	1.3	.051	20	290	DIN 6537 K
8.10	.319	65.0	2.559	8	10	860.1-0810-065A1-MM	★	10.0	.394	139	5.472	137.7	5.421	94	3.701	1.3	.051	20	290	COROMANT
8.20	.323	25.9	1.020	3	10	860.1-0820-025A1-MM	★	10.0	.394	89	3.504	87.7	3.453	47	1.850	1.3	.051	20	290	DIN 6537 K

B81 E9 E28 E14

CoroDrill® 860-MM, punta in metallo duro integrale

Per acciaio inossidabile

Adduzione interna di refrigerante

TCHA H8
SIG 140°

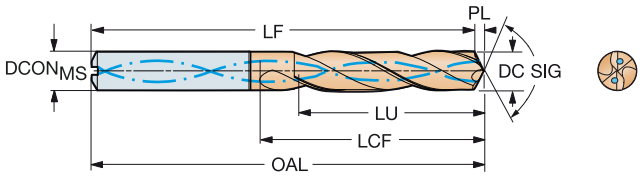

DC	DC"	LU	LU"	ULDR	CZC_{MS}	Codice di ordinazione	M	2214	$DCON_{MS}$	$DCON_{MS}$"	OAL	OAL"	LF	LF"	LCF	LCF"	PL	PL"	BAR	PSI	BSG
									Dimensioni in mm e pollici												
8.20	.323	42.3	1.665	5	10	860.1-0820-041A1-MM	★		10.0	.394	103	4.055	101.7	4.004	61	2.402	1.3	.051	20	290	DIN 6537 L
8.40	.331	43.4	1.709	5	10	860.1-0840-042A1-MM	★		10.0	.394	103	4.055	101.6	4.000	61	2.402	1.4	.055	20	290	DIN 6537 L
8.50	.335	26.9	1.059	3	10	860.1-0850-026A1-MM	★		10.0	.394	89	3.504	87.6	3.449	47	1.850	1.4	.055	20	290	DIN 6537 K
8.50	.335	43.9	1.728	5	10	860.1-0850-043A1-MM	★		10.0	.394	103	4.055	101.6	4.000	61	2.402	1.4	.055	20	290	DIN 6537 L
8.50	.335	68.0	2.677	8	10	860.1-0850-068A1-MM	★		10.0	.394	139	5.472	137.6	5.417	95	3.740	1.4	.055	20	290	COROMANT
8.60	.339	27.2	1.071	3	10	860.1-0860-026A1-MM	★		10.0	.394	89	3.504	87.6	3.449	47	1.850	1.4	.055	20	290	DIN 6537 K
8.60	.339	44.4	1.748	5	10	860.1-0860-043A1-MM	★		10.0	.394	103	4.055	101.6	4.000	61	2.402	1.4	.055	20	290	DIN 6537 L
8.60	.339	69.0	2.717	8	10	860.1-0860-069A1-MM	★		10.0	.394	139	5.472	137.6	5.417	95	3.740	1.4	.055	20	290	COROMANT
8.70	.343	27.5	1.083	3	10	860.1-0870-026A1-MM	★		10.0	.394	89	3.504	87.6	3.449	47	1.850	1.4	.055	20	290	DIN 6537 K
8.70	.343	44.9	1.768	5	10	860.1-0870-044A1-MM	★		10.0	.394	103	4.055	101.6	4.000	61	2.402	1.4	.055	20	290	DIN 6537 L
8.70	.343	70.0	2.756	8	10	860.1-0870-070A1-MM	★		10.0	.394	139	5.472	137.6	5.417	95	3.740	1.4	.055	20	290	COROMANT
8.80	.346	27.8	1.094	3	10	860.1-0880-026A1-MM	★		10.0	.394	89	3.504	87.6	3.449	47	1.850	1.4	.055	20	290	DIN 6537 K
8.80	.346	70.0	2.756	7	10	860.1-0880-070A1-MM	★		10.0	.394	139	5.472	137.6	5.417	95	3.740	1.4	.055	20	290	COROMANT
9.00	.354	28.5	1.122	3	10	860.1-0900-027A1-MM	★		10.0	.394	89	3.504	87.5	3.445	47	1.850	1.5	.059	20	290	DIN 6537 K
9.00	.354	46.5	1.831	5	10	860.1-0900-045A1-MM	★		10.0	.394	103	4.055	101.5	3.996	61	2.402	1.5	.059	20	290	DIN 6537 L
9.00	.354	72.0	2.835	8	10	860.1-0900-072A1-MM	★		10.0	.394	139	5.472	137.5	5.413	95	3.740	1.5	.059	20	290	COROMANT
9.10	.358	73.0	2.874	8	10	860.1-0910-073A1-MM	★		10.0	.394	139	5.472	137.5	5.413	95	3.740	1.5	.059	20	290	COROMANT
9.30	.366	29.4	1.157	3	10	860.1-0930-028A1-MM	★		10.0	.394	89	3.504	87.5	3.445	47	1.850	1.5	.059	20	290	DIN 6537 K
9.30	.366	48.0	1.890	5	10	860.1-0930-047A1-MM	★		10.0	.394	103	4.055	101.5	3.996	61	2.402	1.5	.059	20	290	DIN 6537 L
9.40	.370	75.0	2.953	7	10	860.1-0940-075A1-MM	★		10.0	.394	139	5.472	137.5	5.413	96	3.780	1.5	.059	20	290	COROMANT
9.50	.374	30.1	1.185	3	10	860.1-0950-029A1-MM	★		10.0	.394	89	3.504	87.4	3.441	47	1.850	1.6	.063	20	290	DIN 6537 K
9.50	.374	48.7	1.917	5	10	860.1-0950-048A1-MM	★		10.0	.394	103	4.055	101.4	3.992	61	2.402	1.6	.063	20	290	DIN 6537 L
9.50	.374	76.0	2.992	8	10	860.1-0950-076A1-MM	★		10.0	.394	139	5.472	137.4	5.409	96	3.780	1.6	.063	20	290	COROMANT
9.53	.375	76.0	2.992	7	10	860.1-0953-076A1-MM	★		10.0	.394	139	5.472	137.4	5.409	96	3.780	1.6	.063	20	290	COROMANT
9.60	.378	30.4	1.197	3	10	860.1-0960-029A1-MM	★		10.0	.394	89	3.504	87.4	3.441	47	1.850	1.6	.063	20	290	DIN 6537 K
9.60	.378	77.0	3.032	8	10	860.1-0960-077A1-MM	★		10.0	.394	139	5.472	137.4	5.409	96	3.780	1.6	.063	20	290	COROMANT
9.80	.386	31.0	1.220	3	10	860.1-0980-029A1-MM	★		10.0	.394	89	3.504	87.4	3.441	47	1.850	1.6	.063	20	290	DIN 6537 K
9.80	.386	48.3	1.902	4	10	860.1-0980-049A1-MM	★		10.0	.394	103	4.055	101.4	3.992	61	2.402	1.6	.063	20	290	DIN 6537 L
10.00	.394	31.6	1.244	3	10	860.1-1000-030A1-MM	★		10.0	.394	89	3.504	87.4	3.441	47	1.850	1.6	.063	20	290	DIN 6537 K
10.00	.394	48.0	1.890	4	10	860.1-1000-050A1-MM	★		10.0	.394	103	4.055	101.4	3.992	61	2.402	1.6	.063	20	290	DIN 6537 L
10.00	.394	80.0	3.150	8	10	860.1-1000-080A1-MM	★		10.0	.394	139	5.472	137.4	5.409	96	3.780	1.6	.063	20	290	COROMANT
10.10	.398	52.2	2.055	5	12	860.1-1010-051A1-MM	★		12.0	.472	118	4.646	116.3	4.579	71	2.795	1.7	.067	20	290	DIN 6537 L
10.20	.402	32.3	1.272	3	12	860.1-1020-031A1-MM	★		12.0	.472	102	4.016	100.3	3.949	55	2.165	1.7	.067	20	290	DIN 6537 K
10.20	.402	52.7	2.075	5	12	860.1-1020-051A1-MM	★		12.0	.472	118	4.646	116.3	4.579	71	2.795	1.7	.067	20	290	DIN 6537 L
10.30	.406	32.6	1.283	3	12	860.1-1030-031A1-MM	★		12.0	.472	102	4.016	100.3	3.949	55	2.165	1.7	.067	20	290	DIN 6537 K
10.30	.406	53.2	2.094	5	12	860.1-1030-052A1-MM	★		12.0	.472	118	4.646	116.3	4.579	71	2.795	1.7	.067	20	290	DIN 6537 L
10.30	.406	82.0	3.228	7	12	860.1-1030-082A1-MM	★		12.0	.472	163	6.417	161.3	6.350	114	4.488	1.7	.067	20	290	COROMANT
10.50	.413	33.2	1.307	3	12	860.1-1050-032A1-MM	★		12.0	.472	102	4.016	100.3	3.949	55	2.165	1.7	.067	20	290	DIN 6537 K
10.50	.413	54.2	2.134	5	12	860.1-1050-053A1-MM	★		12.0	.472	118	4.646	116.3	4.579	71	2.795	1.7	.067	20	290	DIN 6537 L
10.50	.413	84.0	3.307	8	12	860.1-1050-084A1-MM	★		12.0	.472	163	6.417	161.3	6.350	115	4.528	1.7	.067	20	290	COROMANT
10.80	.425	34.2	1.346	3	12	860.1-1080-032A1-MM	★		12.0	.472	102	4.016	100.2	3.945	55	2.165	1.8	.071	20	290	DIN 6537 K
11.00	.433	34.8	1.370	3	12	860.1-1100-033A1-MM	★		12.0	.472	102	4.016	100.2	3.945	55	2.165	1.8	.071	20	290	DIN 6537 K
11.00	.433	56.8	2.236	5	12	860.1-1100-055A1-MM	★		12.0	.472	118	4.646	116.2	4.575	71	2.795	1.8	.071	20	290	DIN 6537 L
11.00	.433	88.0	3.465	8	12	860.1-1100-088A1-MM	★		12.0	.472	163	6.417	161.2	6.346	115	4.528	1.8	.071	20	290	COROMANT
11.10	.437	35.1	1.382	3	12	860.1-1110-033A1-MM	★		12.0	.472	102	4.016	100.2	3.945	55	2.165	1.8	.071	20	290	DIN 6537 K
11.11	.437	89.0	3.504	8	12	860.1-1111-089A1-MM	★		12.0	.472	163	6.417	161.2	6.346	115	4.528	1.8	.071	20	290	COROMANT
11.20	.441	57.6	2.268	5	12	860.1-1120-056A1-MM	★		12.0	.472	118	4.646	116.2	4.575	71	2.795	1.8	.071	20	290	DIN 6537 L
11.50	.453	36.4	1.433	3	12	860.1-1150-035A1-MM	★		12.0	.472	102	4.016	100.1	3.941	55	2.165	1.9	.075	20	290	DIN 6537 K
11.50	.453	57.2	2.252	4	12	860.1-1150-058A1-MM	★		12.0	.472	118	4.646	116.1	4.571	71	2.795	1.9	.075	20	290	DIN 6537 L
11.70	.461	37.0	1.457	3	12	860.1-1170-035A1-MM	★		12.0	.472	102	4.016	100.1	3.941	55	2.165	1.9	.075	20	290	DIN 6537 K

B81 E9 E28 E14

CoroDrill® 860-MM, punta in metallo duro integrale

Per acciaio inossidabile

Adduzione interna di refrigerante

TCHA H8
SIG 140°

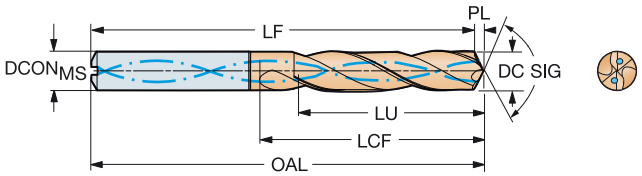

DC	DC"	LU	LU"	ULDR	CZC_{MS}	Codice di ordinazione	M 2214	$DCON_{MS}$	$DCON_{MS}$"	OAL	OAL"	LF	LF"	LCF	LCF"	PL	PL"	BAR	PSI	BSG
								Dimensioni in mm e pollici												
11.80	.465	37.3	1.469	3	12	860.1-1180-035A1-MM	★	12.0	.472	102	4.016	100.1	3.941	55	2.165	1.9	.075	20	290	DIN 6537 K
11.80	.465	56.8	2.236	4	12	860.1-1180-059A1-MM	★	12.0	.472	118	4.646	116.1	4.571	71	2.795	1.9	.075	20	290	DIN 6537 L
11.80	.465	94.0	3.701	7	12	860.1-1180-094A1-MM	★	12.0	.472	163	6.417	161.1	6.343	116	4.567	1.9	.075	20	290	COROMANT
12.00	.472	38.0	1.496	3	12	860.1-1200-036A1-MM	★	12.0	.472	102	4.016	100.0	3.937	55	2.165	2.0	.079	20	290	DIN 6537 K
12.00	.472	56.6	2.228	4	12	860.1-1200-060A1-MM	★	12.0	.472	118	4.646	116.0	4.567	71	2.795	2.0	.079	20	290	DIN 6537 L
12.00	.472	96.0	3.780	8	12	860.1-1200-096A1-MM	★	12.0	.472	163	6.417	161.0	6.339	116	4.567	2.0	.079	20	290	COROMANT
12.20	.480	38.6	1.520	3	14	860.1-1220-037A1-MM	★	14.0	.551	107	4.213	105.0	4.134	60	2.362	2.0	.079	20	290	DIN 6537 K
12.50	.492	62.0	2.441	4	14	860.1-1250-063A1-MM	★	14.0	.551	124	4.882	122.0	4.803	77	3.032	2.0	.079	20	290	DIN 6537 L
12.50	.492	100.0	3.937	8	14	860.1-1250-100A1-MM	★	14.0	.551	182	7.165	180.0	7.087	133	5.236	2.0	.079	20	290	COROMANT
12.70	.500	40.2	1.583	3	14	860.1-1270-038A1-MM	★	14.0	.551	107	4.213	104.9	4.130	60	2.362	2.1	.083	20	290	DIN 6537 K
12.70	.500	61.8	2.433	4	14	860.1-1270-064A1-MM	★	14.0	.551	124	4.882	121.9	4.799	77	3.032	2.1	.083	20	290	DIN 6537 L
12.80	.504	40.5	1.594	3	14	860.1-1280-038A1-MM	★	14.0	.551	107	4.213	104.9	4.130	60	2.362	2.1	.083	20	290	DIN 6537 K
13.00	.512	41.1	1.618	3	14	860.1-1300-039A1-MM	★	14.0	.551	107	4.213	104.9	4.130	60	2.362	2.1	.083	20	290	DIN 6537 K
13.00	.512	61.4	2.417	4	14	860.1-1300-065A1-MM	★	14.0	.551	124	4.882	121.9	4.799	77	3.032	2.1	.083	20	290	DIN 6537 L
13.00	.512	104.0	4.094	8	14	860.1-1300-104A1-MM	★	14.0	.551	182	7.165	179.9	7.083	134	5.276	2.1	.083	20	290	COROMANT
13.50	.531	60.8	2.394	4	14	860.1-1350-061A1-MM	★	14.0	.551	124	4.882	121.8	4.795	77	3.032	2.2	.087	20	290	DIN 6537 L
13.50	.531	108.0	4.252	8	14	860.1-1350-108A1-MM	★	14.0	.551	182	7.165	179.8	7.079	134	5.276	2.2	.087	20	290	COROMANT
14.00	.551	44.3	1.744	3	14	860.1-1400-042A1-MM	★	14.0	.551	107	4.213	104.7	4.122	60	2.362	2.3	.091	20	290	DIN 6537 K
14.00	.551	63.0	2.480	4	14	860.1-1400-063A1-MM	★	14.0	.551	124	4.882	121.7	4.791	77	3.032	2.3	.091	20	290	DIN 6537 L
14.00	.551	112.0	4.409	8	14	860.1-1400-112A1-MM	★	14.0	.551	182	7.165	179.7	7.075	134	5.276	2.3	.091	20	290	COROMANT
14.25	.561	68.8	2.709	4	16	860.1-1425-071A1-MM	★	16.0	.630	133	5.236	130.7	5.146	83	3.268	2.3	.091	20	290	DIN 6537 L
14.25	.561	114.0	4.488	8	16	860.1-1425-114A1-MM	★	16.0	.630	204	8.032	201.7	7.941	154	6.063	2.3	.091	20	290	COROMANT
14.50	.571	68.5	2.697	4	16	860.1-1450-073A1-MM	★	16.0	.630	133	5.236	130.6	5.142	83	3.268	2.4	.094	20	290	DIN 6537 L
14.68	.578	68.3	2.689	4	16	860.1-1468-073A1-MM	★	16.0	.630	133	5.236	130.6	5.142	83	3.268	2.4	.094	20	290	DIN 6537 L
15.00	.591	47.5	1.870	3	16	860.1-1500-045A1-MM	★	16.0	.630	115	4.528	112.5	4.429	65	2.559	2.5	.098	20	290	DIN 6537 K
15.00	.591	68.0	2.677	4	16	860.1-1500-068A1-MM	★	16.0	.630	133	5.236	130.5	5.138	83	3.268	2.5	.098	20	290	DIN 6537 L
15.80	.622	126.0	4.961	7	16	860.1-1580-126A1-MM	★	16.0	.630	204	8.032	201.4	7.929	154	6.063	2.6	.102	20	290	COROMANT

B81 E9 E28 E14

CoroDrill® 860-NM

Punte ad alte prestazioni ottimizzate per alluminio

O C

Applicazione

860-NM: materiali non ferrosi, quali leghe di alluminio e leghe a base di rame e magnesio, tra cui il bronzo

Campi di applicazioni ISO:

N

Caratteristiche e benefici

- Dati di taglio ottimizzati
- Basso costo per foro
- Maggiore affidabilità delle prestazioni
- Evacuazione truciolo senza problemi
- Lunga durata utensile, usura sotto controllo
- Tolleranza foro costante
- Ricondizionabile fino a 3 volte secondo le specifiche originali

www.sandvik.coromant.com/corodrill860

Suggerimenti

Si consiglia di utilizzare mandrini idraulici ad alta precisione.
Si consiglia di utilizzare l'adduzione interna di refrigerante, pressione minima consigliata 20 bar

Per i mandrini, vedere il catalogo degli utensili rotanti.

E14

CoroDrill® 860-NM, punta in metallo duro integrale

Per alluminio

Adduzione interna di refrigerante

TCHA H7
SIG 130°

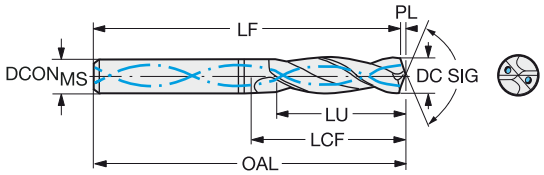

								N	Dimensioni in mm e pollici													
DC	DC"	LU	LU"	ULDR	CZC_{MS}	Codice di ordinazione	H10F	$DCON_{MS}$	$DCON_{MS}$"	OAL	OAL"	LF	LF"	LCF	LCF"	PL	PL"	BAR	PSI	BSG
3.00	.118	9.4	.370	3	6	860.1-0300-009A1-NM	★	6.0	.236	62	2.441	61.6	2.425	20	.787	0.4	.016	20	290	DIN 6537 K
3.00	.118	24.4	.961	8	6	860.1-0300-024A1-NM	★	6.0	.236	77	3.032	76.6	3.016	36	1.417	0.4	.016	20	290	COROMANT
3.18	.125	10.0	.394	3	6	860.1-0318-010A1-NM	★	6.0	.236	62	2.441	61.6	2.425	20	.787	0.4	.016	20	290	DIN 6537 K
3.18	.125	25.8	1.016	8	6	860.1-0318-025A1-NM	★	6.0	.236	77	3.032	76.6	3.016	36	1.417	0.4	.016	20	290	COROMANT
3.20	.126	10.0	.394	3	6	860.1-0320-010A1-NM	★	6.0	.236	62	2.441	61.6	2.425	20	.787	0.4	.016	20	290	DIN 6537 K
3.20	.126	26.0	1.024	8	6	860.1-0320-026A1-NM	★	6.0	.236	77	3.032	76.6	3.016	36	1.417	0.4	.016	20	290	COROMANT
3.30	.130	10.3	.406	3	6	860.1-0330-010A1-NM	★	6.0	.236	62	2.441	61.6	2.425	20	.787	0.4	.016	20	290	DIN 6537 K
3.30	.130	26.8	1.055	8	6	860.1-0330-026A1-NM	★	6.0	.236	77	3.032	76.6	3.016	36	1.417	0.4	.016	20	290	COROMANT
3.50	.138	28.3	1.114	8	6	860.1-0350-028A1-NM	★	6.0	.236	77	3.032	76.5	3.012	36	1.417	0.5	.020	20	290	COROMANT
3.57	.141	28.1	1.106	7	6	860.1-0357-029A1-NM	★	6.0	.236	77	3.032	76.5	3.012	36	1.417	0.5	.020	20	290	COROMANT
3.70	.146	27.9	1.098	7	6	860.1-0370-030A1-NM	★	6.0	.236	77	3.032	76.5	3.012	36	1.417	0.5	.020	20	290	COROMANT
4.00	.157	12.5	.492	3	6	860.1-0400-012A1-NM	★	6.0	.236	66	2.598	65.5	2.579	24	.945	0.5	.020	20	290	DIN 6537 K
4.00	.157	32.5	1.280	8	6	860.1-0400-032A1-NM	★	6.0	.236	86	3.386	85.5	3.366	47	1.850	0.5	.020	20	290	COROMANT
4.10	.161	33.3	1.311	8	6	860.1-0410-033A1-NM	★	6.0	.236	86	3.386	85.5	3.366	47	1.850	0.5	.020	20	290	COROMANT
4.20	.165	13.2	.520	3	6	860.1-0420-013A1-NM	★	6.0	.236	66	2.598	65.4	2.575	24	.945	0.6	.024	20	290	DIN 6537 K
4.20	.165	34.2	1.346	8	6	860.1-0420-034A1-NM	★	6.0	.236	86	3.386	85.4	3.362	47	1.850	0.6	.024	20	290	COROMANT
4.37	.172	13.7	.539	3	6	860.1-0437-013A1-NM	★	6.0	.236	66	2.598	65.4	2.575	24	.945	0.6	.024	20	290	DIN 6537 K
4.37	.172	35.5	1.398	8	6	860.1-0437-035A1-NM	★	6.0	.236	86	3.386	85.4	3.362	47	1.850	0.6	.024	20	290	COROMANT
4.50	.177	14.1	.555	3	6	860.1-0450-014A1-NM	★	6.0	.236	66	2.598	65.4	2.575	24	.945	0.6	.024	20	290	DIN 6537 K
4.50	.177	36.6	1.441	8	6	860.1-0450-036A1-NM	★	6.0	.236	86	3.386	85.4	3.362	47	1.850	0.6	.024	20	290	COROMANT
4.60	.181	14.4	.567	3	6	860.1-0460-014A1-NM	★	6.0	.236	66	2.598	65.4	2.575	24	.945	0.6	.024	20	290	DIN 6537 K
4.60	.181	37.4	1.472	8	6	860.1-0460-037A1-NM	★	6.0	.236	86	3.386	85.4	3.362	47	1.850	0.6	.024	20	290	COROMANT
4.76	.187	38.7	1.524	8	6	860.1-0476-038A1-NM	★	6.0	.236	99	3.898	98.4	3.874	60	2.362	0.6	.024	20	290	COROMANT
5.00	.197	15.7	.618	3	6	860.1-0500-015A1-NM	★	6.0	.236	66	2.598	65.3	2.571	28	1.102	0.7	.028	20	290	DIN 6537 K
5.00	.197	40.7	1.602	8	6	860.1-0500-040A1-NM	★	6.0	.236	99	3.898	98.3	3.870	60	2.362	0.7	.028	20	290	COROMANT
5.10	.201	16.0	.630	3	6	860.1-0510-015A1-NM	★	6.0	.236	66	2.598	65.3	2.571	28	1.102	0.7	.028	20	290	DIN 6537 K
5.10	.201	41.5	1.634	8	6	860.1-0510-041A1-NM	★	6.0	.236	99	3.898	98.3	3.870	60	2.362	0.7	.028	20	290	COROMANT
5.16	.203	42.0	1.654	8	6	860.1-0516-041A1-NM	★	6.0	.236	99	3.898	98.3	3.870	60	2.362	0.7	.028	20	290	COROMANT
5.20	.205	16.3	.642	3	6	860.1-0520-016A1-NM	★	6.0	.236	66	2.598	65.3	2.571	28	1.102	0.7	.028	20	290	DIN 6537 K
5.20	.205	42.3	1.665	8	6	860.1-0520-042A1-NM	★	6.0	.236	99	3.898	98.3	3.870	60	2.362	0.7	.028	20	290	COROMANT
5.50	.217	17.2	.677	3	6	860.1-0550-017A1-NM	★	6.0	.236	66	2.598	65.3	2.571	28	1.102	0.7	.028	20	290	DIN 6537 K
5.50	.217	44.7	1.760	8	6	860.1-0550-044A1-NM	★	6.0	.236	99	3.898	98.3	3.870	60	2.362	0.7	.028	20	290	COROMANT
5.56	.219	17.4	.685	3	6	860.1-0556-017A1-NM	★	6.0	.236	66	2.598	65.3	2.571	28	1.102	0.7	.028	20	290	DIN 6537 K
5.56	.219	45.2	1.780	8	6	860.1-0556-044A1-NM	★	6.0	.236	99	3.898	98.3	3.870	60	2.362	0.7	.028	20	290	COROMANT
5.80	.228	17.6	.693	3	6	860.1-0580-017A1-NM	★	6.0	.236	66	2.598	65.2	2.567	28	1.102	0.8	.031	20	290	DIN 6537 K
5.80	.228	47.2	1.858	8	6	860.1-0580-046A1-NM	★	6.0	.236	99	3.898	98.2	3.866	60	2.362	0.8	.031	20	290	COROMANT
6.00	.236	18.8	.740	3	6	860.1-0600-018A1-NM	★	6.0	.236	66	2.598	65.2	2.567	28	1.102	0.8	.031	20	290	DIN 6537 K
6.00	.236	48.8	1.921	8	6	860.1-0600-048A1-NM	★	6.0	.236	99	3.898	98.2	3.866	60	2.362	0.8	.031	20	290	COROMANT
6.30	.248	19.7	.776	3	8	860.1-0630-019A1-NM	★	8.0	.315	79	3.110	78.2	3.079	34	1.339	0.8	.031	20	290	DIN 6537 K
6.30	.248	51.2	2.016	8	8	860.1-0630-050A1-NM	★	8.0	.315	121	4.764	120.2	4.732	80	3.150	0.8	.031	20	290	COROMANT
6.35	.250	19.9	.783	3	8	860.1-0635-019A1-NM	★	8.0	.315	79	3.110	78.1	3.075	34	1.339	0.9	.035	20	290	DIN 6537 K
6.35	.250	51.7	2.035	8	8	860.1-0635-051A1-NM	★	8.0	.315	121	4.764	120.1	4.728	80	3.150	0.9	.035	20	290	COROMANT
6.50	.256	20.4	.803	3	8	860.1-0650-020A1-NM	★	8.0	.315	79	3.110	78.1	3.075	34	1.339	0.9	.035	20	290	DIN 6537 K
6.50	.256	52.9	2.083	8	8	860.1-0650-052A1-NM	★	8.0	.315	121	4.764	120.1	4.728	80	3.150	0.9	.035	20	290	COROMANT
6.60	.260	20.7	.815	3	8	860.1-0660-020A1-NM	★	8.0	.315	79	3.110	78.1	3.075	34	1.339	0.9	.035	20	290	DIN 6537 K
6.60	.260	53.7	2.114	8	8	860.1-0660-053A1-NM	★	8.0	.315	121	4.764	120.1	4.728	80	3.150	0.9	.035	20	290	COROMANT
6.75	.266	21.1	.831	3	8	860.1-0675-020A1-NM	★	8.0	.315	79	3.110	78.1	3.075	34	1.339	0.9	.035	20	290	DIN 6537 K
6.75	.266	54.9	2.161	8	8	860.1-0675-054A1-NM	★	8.0	.315	121	4.764	120.1	4.728	80	3.150	0.9	.035	20	290	COROMANT
6.80	.268	21.3	.839	3	8	860.1-0680-020A1-NM	★	8.0	.315	79	3.110	78.1	3.075	34	1.339	0.9	.035	20	290	DIN 6537 K
6.80	.268	55.3	2.177	8	8	860.1-0680-054A1-NM	★	8.0	.315	121	4.764	120.1	4.728	80	3.150	0.9	.035	20	290	COROMANT
7.00	.276	21.9	.862	3	8	860.1-0700-021A1-NM	★	8.0	.315	79	3.110	78.1	3.075	34	1.339	0.9	.035	20	290	DIN 6537 K
7.00	.276	56.9	2.240	8	8	860.1-0700-056A1-NM	★	8.0	.315	121	4.764	120.1	4.728	80	3.150	0.9	.035	20	290	COROMANT

B76 E9 E28 E14

CoroDrill® 860-NM, punta in metallo duro integrale

Per alluminio

Adduzione interna di refrigerante

TCHA H7
SIG 130°

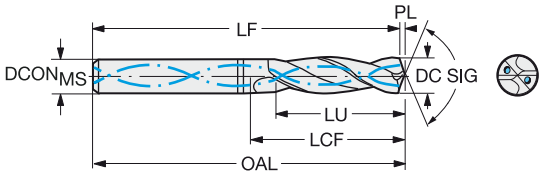

DC	DC"	LU	LU"	ULDR	CZC_{MS}	Codice di ordinazione	N / H10F	$DCON_{MS}$	$DCON_{MS}$"	OAL	OAL"	LF	LF"	LCF	LCF"	PL	PL"	BAR	PSI	BSG
								Dimensioni in mm e pollici												
7.14	.281	22.4	.882	3	8	860.1-0714-021A1-NM	★	8.0	.315	79	3.110	78.0	3.071	41	1.614	1.0	.039	20	290	DIN 6537 K
7.30	.287	22.9	.902	3	8	860.1-0730-022A1-NM	★	8.0	.315	79	3.110	78.0	3.071	41	1.614	1.0	.039	20	290	DIN 6537 K
7.30	.287	59.4	2.339	8	8	860.1-0730-058A1-NM	★	8.0	.315	121	4.764	120.0	4.724	80	3.150	1.0	.039	20	290	COROMANT
7.40	.291	23.2	.913	3	8	860.1-0740-022A1-NM	★	8.0	.315	79	3.110	78.0	3.071	41	1.614	1.0	.039	20	290	DIN 6537 K
7.40	.291	60.2	2.370	8	8	860.1-0740-059A1-NM	★	8.0	.315	121	4.764	120.0	4.724	80	3.150	1.0	.039	20	290	COROMANT
7.50	.295	23.5	.925	3	8	860.1-0750-023A1-NM	★	8.0	.315	79	3.110	78.0	3.071	41	1.614	1.0	.039	20	290	DIN 6537 K
7.50	.295	61.0	2.402	8	8	860.1-0750-060A1-NM	★	8.0	.315	121	4.764	120.0	4.724	80	3.150	1.0	.039	20	290	COROMANT
7.94	.313	24.9	.980	3	8	860.1-0794-024A1-NM	★	8.0	.315	79	3.110	77.9	3.067	41	1.614	1.1	.043	20	290	DIN 6537 K
7.94	.313	64.6	2.543	8	8	860.1-0794-064A1-NM	★	8.0	.315	121	4.764	119.9	4.720	80	3.150	1.1	.043	20	290	COROMANT
8.00	.315	25.1	.988	3	8	860.1-0800-024A1-NM	★	8.0	.315	79	3.110	77.9	3.067	41	1.614	1.1	.043	20	290	DIN 6537 K
8.00	.315	65.1	2.563	8	8	860.1-0800-064A1-NM	★	8.0	.315	121	4.764	119.9	4.720	80	3.150	1.1	.043	20	290	COROMANT
8.33	.328	26.1	1.028	3	10	860.1-0833-025A1-NM	★	10.0	.394	89	3.504	87.9	3.461	47	1.850	1.1	.043	20	290	DIN 6537 K
8.33	.328	67.8	2.669	8	10	860.1-0833-067A1-NM	★	10.0	.394	145	5.709	143.9	5.665	100	3.937	1.1	.043	20	290	COROMANT
8.50	.335	26.6	1.047	3	10	860.1-0850-026A1-NM	★	10.0	.394	89	3.504	87.9	3.461	47	1.850	1.1	.043	20	290	DIN 6537 K
8.50	.335	69.1	2.720	8	10	860.1-0850-068A1-NM	★	10.0	.394	145	5.709	143.9	5.665	100	3.937	1.1	.043	20	290	COROMANT
8.60	.339	27.0	1.063	3	10	860.1-0860-026A1-NM	★	10.0	.394	89	3.504	87.8	3.457	47	1.850	1.2	.047	20	290	DIN 6537 K
8.60	.339	70.0	2.756	8	10	860.1-0860-069A1-NM	★	10.0	.394	145	5.709	143.8	5.661	100	3.937	1.2	.047	20	290	COROMANT
8.70	.343	70.8	2.787	8	10	860.1-0870-070A1-NM	★	10.0	.394	145	5.709	143.8	5.661	100	3.937	1.2	.047	20	290	COROMANT
8.80	.346	27.6	1.087	3	10	860.1-0880-026A1-NM	★	10.0	.394	89	3.504	87.8	3.457	47	1.850	1.2	.047	20	290	DIN 6537 K
8.80	.346	71.6	2.819	8	10	860.1-0880-070A1-NM	★	10.0	.394	145	5.709	143.8	5.661	100	3.937	1.2	.047	20	290	COROMANT
9.00	.354	28.2	1.110	3	10	860.1-0900-027A1-NM	★	10.0	.394	89	3.504	87.8	3.457	47	1.850	1.2	.047	20	290	DIN 6537 K
9.00	.354	73.2	2.882	8	10	860.1-0900-072A1-NM	★	10.0	.394	145	5.709	143.8	5.661	100	3.937	1.2	.047	20	290	COROMANT
9.13	.359	74.2	2.921	8	10	860.1-0913-073A1-NM	★	10.0	.394	145	5.709	143.8	5.661	100	3.937	1.2	.047	20	290	COROMANT
9.30	.366	29.1	1.146	3	10	860.1-0930-028A1-NM	★	10.0	.394	89	3.504	87.8	3.457	47	1.850	1.2	.047	20	290	DIN 6537 K
9.30	.366	75.6	2.976	8	10	860.1-0930-074A1-NM	★	10.0	.394	145	5.709	143.8	5.661	100	3.937	1.2	.047	20	290	COROMANT
9.50	.374	29.8	1.173	3	10	860.1-0950-029A1-NM	★	10.0	.394	89	3.504	87.7	3.453	47	1.850	1.3	.051	20	290	DIN 6537 K
9.50	.374	77.3	3.043	8	10	860.1-0950-076A1-NM	★	10.0	.394	145	5.709	143.7	5.657	100	3.937	1.3	.051	20	290	COROMANT
9.53	.375	29.9	1.177	3	10	860.1-0953-029A1-NM	★	10.0	.394	89	3.504	87.7	3.453	47	1.850	1.3	.051	20	290	DIN 6537 K
9.53	.375	77.5	3.051	8	10	860.1-0953-076A1-NM	★	10.0	.394	145	5.709	143.7	5.657	100	3.937	1.3	.051	20	290	COROMANT
9.92	.391	80.7	3.177	8	10	860.1-0992-079A1-NM	★	10.0	.394	145	5.709	143.7	5.657	100	3.937	1.3	.051	20	290	COROMANT
10.00	.394	31.3	1.232	3	10	860.1-1000-030A1-NM	★	10.0	.394	89	3.504	87.7	3.453	47	1.850	1.3	.051	20	290	DIN 6537 K
10.00	.394	81.3	3.201	8	10	860.1-1000-080A1-NM	★	10.0	.394	145	5.709	143.7	5.657	100	3.937	1.3	.051	20	290	COROMANT
10.20	.402	32.0	1.260	3	12	860.1-1020-031A1-NM	★	12.0	.472	102	4.016	100.6	3.961	55	2.165	1.4	.055	20	290	DIN 6537 K
10.20	.402	83.0	3.268	8	12	860.1-1020-082A1-NM	★	12.0	.472	171	6.732	169.6	6.677	120	4.724	1.4	.055	20	290	COROMANT
10.30	.406	32.3	1.272	3	12	860.1-1030-031A1-NM	★	12.0	.472	102	4.016	100.6	3.961	55	2.165	1.4	.055	20	290	DIN 6537 K
10.30	.406	83.8	3.299	8	12	860.1-1030-082A1-NM	★	12.0	.472	171	6.732	169.6	6.677	120	4.724	1.4	.055	20	290	COROMANT
10.50	.413	32.9	1.295	3	12	860.1-1050-032A1-NM	★	12.0	.472	102	4.016	100.6	3.961	55	2.165	1.4	.055	20	290	DIN 6537 K
10.50	.413	85.4	3.362	8	12	860.1-1050-084A1-NM	★	12.0	.472	171	6.732	169.6	6.677	120	4.724	1.4	.055	20	290	COROMANT
10.72	.422	33.6	1.323	3	12	860.1-1072-032A1-NM	★	12.0	.472	102	4.016	100.6	3.961	55	2.165	1.4	.055	20	290	DIN 6537 K
10.72	.422	87.2	3.433	8	12	860.1-1072-086A1-NM	★	12.0	.472	171	6.732	169.6	6.677	120	4.724	1.4	.055	20	290	COROMANT
10.80	.425	87.8	3.457	8	12	860.1-1080-086A1-NM	★	12.0	.472	171	6.732	169.6	6.677	120	4.724	1.4	.055	20	290	COROMANT
11.00	.433	34.5	1.358	3	12	860.1-1100-033A1-NM	★	12.0	.472	102	4.016	100.5	3.957	55	2.165	1.5	.059	20	290	DIN 6537 K
11.00	.433	89.5	3.524	8	12	860.1-1100-088A1-NM	★	12.0	.472	171	6.732	169.5	6.673	120	4.724	1.5	.059	20	290	COROMANT
11.10	.437	34.8	1.370	3	12	860.1-1110-033A1-NM	★	12.0	.472	102	4.016	100.5	3.957	55	2.165	1.5	.059	20	290	DIN 6537 K
11.10	.437	90.3	3.555	8	12	860.1-1110-089A1-NM	★	12.0	.472	171	6.732	169.5	6.673	120	4.724	1.5	.059	20	290	COROMANT
11.11	.437	34.8	1.370	3	12	860.1-1111-033A1-NM	★	12.0	.472	102	4.016	100.5	3.957	55	2.165	1.5	.059	20	290	DIN 6537 K
11.20	.441	35.1	1.382	3	12	860.1-1120-034A1-NM	★	12.0	.472	102	4.016	100.5	3.957	55	2.165	1.5	.059	20	290	DIN 6537 K
11.20	.441	91.1	3.587	8	12	860.1-1120-090A1-NM	★	12.0	.472	171	6.732	169.5	6.673	120	4.724	1.5	.059	20	290	COROMANT
11.50	.453	93.5	3.681	8	12	860.1-1150-092A1-NM	★	12.0	.472	171	6.732	169.5	6.673	120	4.724	1.5	.059	20	290	COROMANT
11.80	.465	37.0	1.457	3	12	860.1-1180-035A1-NM	★	12.0	.472	102	4.016	100.4	3.953	55	2.165	1.6	.063	20	290	DIN 6537 K
11.80	.465	96.0	3.780	8	12	860.1-1180-094A1-NM	★	12.0	.472	171	6.732	169.4	6.669	120	4.724	1.6	.063	20	290	COROMANT

B76 E9 E28 E14

CoroDrill® 860-NM, punta in metallo duro integrale

Per alluminio

Adduzione interna di refrigerante

TCHA H7
SIG 130°

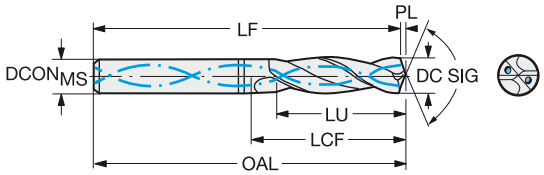

Dimensioni in mm e pollici

DC	DC"	LU	LU"	ULDR	CZC_{MS}	Codice di ordinazione	N / H10F	$DCON_{MS}$	$DCON_{MS}$"	OAL	OAL"	LF	LF"	LCF	LCF"	PL	PL"	BAR	PSI	BSG
12.00	.472	37.6	1.480	3	12	860.1-1200-036A1-NM	★	12.0	.472	102	4.016	100.4	3.953	55	2.165	1.6	.063	20	290	DIN 6537 K
12.00	.472	97.6	3.843	8	12	860.1-1200-096A1-NM	★	12.0	.472	171	6.732	169.4	6.669	120	4.724	1.6	.063	20	290	COROMANT
12.10	.476	37.9	1.492	3	14	860.1-1210-036A1-NM	★	14.0	.551	107	4.213	105.4	4.150	60	2.362	1.6	.063	20	290	DIN 6537 K
12.30	.484	100.1	3.941	8	14	860.1-1230-098A1-NM	★	14.0	.551	190	7.480	188.4	7.417	140	5.512	1.6	.063	20	290	COROMANT
12.50	.492	39.2	1.543	3	14	860.1-1250-038A1-NM	★	14.0	.551	107	4.213	105.3	4.146	60	2.362	1.7	.067	20	290	DIN 6537 K
12.50	.492	101.7	4.004	8	14	860.1-1250-100A1-NM	★	14.0	.551	190	7.480	188.3	7.413	140	5.512	1.7	.067	20	290	COROMANT
12.70	.500	39.8	1.567	3	14	860.1-1270-038A1-NM	★	14.0	.551	107	4.213	105.3	4.146	60	2.362	1.7	.067	20	290	DIN 6537 K
12.70	.500	103.3	4.067	8	14	860.1-1270-102A1-NM	★	14.0	.551	190	7.480	188.3	7.413	140	5.512	1.7	.067	20	290	COROMANT
13.00	.512	40.7	1.602	3	14	860.1-1300-039A1-NM	★	14.0	.551	107	4.213	105.3	4.146	60	2.362	1.7	.067	20	290	DIN 6537 K
13.00	.512	105.7	4.161	8	14	860.1-1300-104A1-NM	★	14.0	.551	190	7.480	188.3	7.413	140	5.512	1.7	.067	20	290	COROMANT
13.10	.516	41.0	1.614	3	14	860.1-1310-039A1-NM	★	14.0	.551	107	4.213	105.2	4.142	60	2.362	1.8	.071	20	290	DIN 6537 K
13.10	.516	106.5	4.193	8	14	860.1-1310-105A1-NM	★	14.0	.551	190	7.480	188.2	7.409	140	5.512	1.8	.071	20	290	COROMANT
13.50	.531	42.3	1.665	3	14	860.1-1350-041A1-NM	★	14.0	.551	107	4.213	105.2	4.142	60	2.362	1.8	.071	20	290	DIN 6537 K
13.50	.531	109.8	4.323	8	14	860.1-1350-108A1-NM	★	14.0	.551	190	7.480	188.2	7.409	140	5.512	1.8	.071	20	290	COROMANT
13.89	.547	43.3	1.705	3	14	860.1-1389-042A1-NM	★	14.0	.551	107	4.213	105.1	4.138	60	2.362	1.9	.075	20	290	DIN 6537 K
14.00	.551	43.9	1.728	3	14	860.1-1400-042A1-NM	★	14.0	.551	107	4.213	105.1	4.138	60	2.362	1.9	.075	20	290	DIN 6537 K
14.00	.551	113.9	4.484	8	14	860.1-1400-112A1-NM	★	14.0	.551	190	7.480	188.1	7.406	140	5.512	1.9	.075	20	290	COROMANT
14.20	.559	44.5	1.752	3	16	860.1-1420-043A1-NM	★	16.0	.630	115	4.528	113.1	4.453	65	2.559	1.9	.075	20	290	DIN 6537 K
14.29	.563	44.8	1.764	3	16	860.1-1429-043A1-NM	★	16.0	.630	115	4.528	113.1	4.453	65	2.559	1.9	.075	20	290	DIN 6537 K
14.50	.571	45.4	1.787	3	16	860.1-1450-044A1-NM	★	16.0	.630	115	4.528	113.1	4.453	65	2.559	1.9	.075	20	290	DIN 6537 K
14.50	.571	117.9	4.642	8	16	860.1-1450-116A1-NM	★	16.0	.630	213	8.386	211.1	8.311	160	6.299	1.9	.075	20	290	COROMANT
14.68	.578	119.4	4.701	8	16	860.1-1468-117A1-NM	★	16.0	.630	213	8.386	211.0	8.307	160	6.299	2.0	.079	20	290	COROMANT
14.75	.581	46.2	1.819	3	16	860.1-1475-044A1-NM	★	16.0	.630	115	4.528	113.0	4.449	65	2.559	2.0	.079	20	290	DIN 6537 K
15.00	.591	47.0	1.850	3	16	860.1-1500-045A1-NM	★	16.0	.630	115	4.528	113.0	4.449	65	2.559	2.0	.079	20	290	DIN 6537 K
15.00	.591	122.0	4.803	8	16	860.1-1500-120A1-NM	★	16.0	.630	213	8.386	211.0	8.307	160	6.299	2.0	.079	20	290	COROMANT
15.50	.610	48.6	1.913	3	16	860.1-1550-047A1-NM	★	16.0	.630	115	4.528	112.9	4.445	65	2.559	2.1	.083	20	290	DIN 6537 K
15.50	.610	126.1	4.965	8	16	860.1-1550-124A1-NM	★	16.0	.630	213	8.386	210.9	8.303	160	6.299	2.1	.083	20	290	COROMANT
16.00	.630	49.0	1.929	3	16	860.1-1600-048A1-NM	★	16.0	.630	115	4.528	112.9	4.445	65	2.559	2.1	.083	20	290	DIN 6537 K
16.00	.630	130.1	5.122	8	16	860.1-1600-128A1-NM	★	16.0	.630	213	8.386	210.9	8.303	160	6.299	2.1	.083	20	290	COROMANT
17.00	.669	53.3	2.098	3	18	860.1-1700-051A1-NM	★	18.0	.709	123	4.843	120.7	4.752	73	2.874	2.3	.091	20	290	DIN 6537 K
17.00	.669	138.3	5.445	8	18	860.1-1700-136A1-NM	★	18.0	.709	234	9.213	231.7	9.122	180	7.087	2.3	.091	20	290	COROMANT
17.50	.689	54.8	2.157	3	18	860.1-1750-053A1-NM	★	18.0	.709	123	4.843	120.7	4.752	73	2.874	2.3	.091	20	290	DIN 6537 K

B76 E9 E28 E14

CoroDrill® 860-SM

Punte ad alte prestazioni ottimizzate per leghe di nichel e di titanio

O C

Applicazione

- Utensili di foratura adatti per le leghe a base di cromo-cobalto, nickel e titanio
- Fino a 5 × il diametro
- Tolleranza foro: H9
- Ottimizzata per applicazioni ad alte prestazioni

Campi di applicazioni ISO:

S

Caratteristiche e benefici

- Sicurezza ed affidabilità del processo
- Durata utensile prevedibile
- Eccellente ripetibilità
- Un prodotto accreditato dall'industria con servizio di ricondizionamento di alta qualità
- Geometria esclusiva per ISO S che consente un sicuro controllo truciolo

www.sandvik.coromant.com/corodrillr860

Suggerimenti

Portautensili stabile con CoroChuck™ 930
Pressione del refrigerante di 20 bar
Bloccaggio rigido del pezzo

Per i mandrini, vedere il catalogo degli utensili rotanti.

CoroDrill® 860-SM, punta in metallo duro integrale

Per superleghe resistenti al calore

Adduzione interna di refrigerante

TCHA H9
SIG 140°

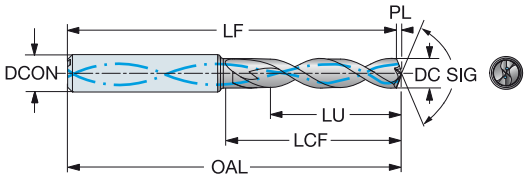

Dimensioni in mm e pollici

DC	DC"	LU	LU"	ULDR	CZC_{MS}	Codice di ordinazione	S 1210	$DCON_{MS}$	$DCON_{MS}$"	OAL	OAL"	LF	LF"	LCF	LCF"	PL	PL"	BAR	PSI	BSG
3.00	.118	9.5	.374	3	6	860.1-0300-009A1-SM	★	6.0	.236	62	2.441	61.5	2.421	20	.787	0.6	.022	20	290	DIN 6537 K
3.00	.118	15.5	.610	5	6	860.1-0300-015A1-SM	★	6.0	.236	66	2.598	65.5	2.579	28	1.102	0.6	.022	20	290	DIN 6537 L
3.10	.122	9.9	.390	3	6	860.1-0310-009A1-SM	★	6.0	.236	62	2.441	61.5	2.420	20	.787	0.6	.022	20	290	DIN 6537 K
3.17	.125	16.4	.646	5	6	860.1-0317-016A1-SM	★	6.0	.236	66	2.598	65.5	2.578	28	1.102	0.6	.023	20	290	DIN 6537 L
3.18	.125	10.1	.398	3	6	860.1-0318-010A1-SM	★	6.0	.236	62	2.441	61.5	2.420	20	.787	0.6	.023	20	290	DIN 6537 K
3.20	.126	10.2	.402	3	6	860.1-0320-010A1-SM	★	6.0	.236	62	2.441	61.5	2.420	20	.787	0.6	.023	20	290	DIN 6537 K
3.20	.126	16.6	.654	5	6	860.1-0320-016A1-SM	★	6.0	.236	66	2.598	65.5	2.577	28	1.102	0.6	.023	20	290	DIN 6537 L
3.30	.130	10.5	.413	3	6	860.1-0330-010A1-SM	★	6.0	.236	62	2.441	61.5	2.419	20	.787	0.6	.024	20	290	DIN 6537 K
3.30	.130	17.1	.673	5	6	860.1-0330-017A1-SM	★	6.0	.236	66	2.598	65.5	2.577	28	1.102	0.6	.024	20	290	DIN 6537 L
3.40	.134	10.8	.425	3	6	860.1-0340-010A1-SM	★	6.0	.236	62	2.441	61.4	2.419	20	.787	0.6	.024	20	290	DIN 6537 K
3.50	.138	11.1	.437	3	6	860.1-0350-011A1-SM	★	6.0	.236	62	2.441	61.4	2.418	20	.787	0.6	.025	20	290	DIN 6537 K
3.50	.138	18.1	.713	5	6	860.1-0350-018A1-SM	★	6.0	.236	66	2.598	65.4	2.575	28	1.102	0.6	.025	20	290	DIN 6537 L
3.57	.141	11.4	.449	3	6	860.1-0357-011A1-SM	★	6.0	.236	62	2.441	61.4	2.417	20	.787	0.7	.026	20	290	DIN 6537 K
3.60	.142	11.5	.453	3	6	860.1-0360-011A1-SM	★	6.0	.236	62	2.441	61.4	2.417	20	.787	0.7	.026	20	290	DIN 6537 K
3.70	.146	11.8	.465	3	6	860.1-0370-011A1-SM	★	6.0	.236	62	2.441	61.4	2.417	20	.787	0.7	.026	20	290	DIN 6537 K
3.70	.146	19.2	.756	5	6	860.1-0370-019A1-SM	★	6.0	.236	66	2.598	65.4	2.574	28	1.102	0.7	.026	20	290	DIN 6537 L
3.80	.150	11.7	.461	3	6	860.1-0380-011A1-SM	★	6.0	.236	66	2.598	65.4	2.573	20	.787	0.7	.027	20	290	DIN 6537 K
3.90	.154	11.6	.457	2	6	860.1-0390-011A1-SM	★	6.0	.236	66	2.598	65.4	2.573	20	.787	0.7	.028	20	290	DIN 6537 K
3.90	.154	19.6	.772	5	6	860.1-0390-019A1-SM	★	6.0	.236	74	2.913	73.4	2.888	28	1.102	0.7	.028	20	290	DIN 6537 L
4.00	.157	12.7	.500	3	6	860.1-0400-012A1-SM	★	6.0	.236	66	2.598	65.3	2.572	24	.945	0.7	.029	20	290	DIN 6537 K
4.00	.157	20.7	.815	5	6	860.1-0400-020A1-SM	★	6.0	.236	74	2.913	73.3	2.887	36	1.417	0.7	.029	20	290	DIN 6537 L
4.10	.161	13.0	.512	3	6	860.1-0410-013A1-SM	★	6.0	.236	66	2.598	65.3	2.571	24	.945	0.8	.030	20	290	DIN 6537 K
4.15	.163	21.5	.846	5	6	860.1-0415-021A1-SM	★	6.0	.236	74	2.913	73.3	2.886	36	1.417	0.8	.030	20	290	DIN 6537 L
4.20	.165	13.4	.528	3	6	860.1-0420-013A1-SM	★	6.0	.236	66	2.598	65.3	2.571	24	.945	0.8	.030	20	290	DIN 6537 K
4.20	.165	21.8	.858	5	6	860.1-0420-021A1-SM	★	6.0	.236	74	2.913	73.3	2.886	36	1.417	0.8	.030	20	290	DIN 6537 L
4.30	.169	13.7	.539	3	6	860.1-0430-013A1-SM	★	6.0	.236	66	2.598	65.3	2.570	24	.945	0.8	.031	20	290	DIN 6537 K
4.37	.172	13.9	.547	3	6	860.1-0437-013A1-SM	★	6.0	.236	66	2.598	65.3	2.570	24	.945	0.8	.031	20	290	DIN 6537 K
4.40	.173	22.8	.898	5	6	860.1-0440-022A1-SM	★	6.0	.236	74	2.913	73.3	2.884	36	1.417	0.8	.031	20	290	DIN 6537 L
4.50	.177	14.3	.563	3	6	860.1-0450-014A1-SM	★	6.0	.236	66	2.598	65.3	2.569	24	.945	0.8	.032	20	290	DIN 6537 K
4.50	.177	23.3	.917	5	6	860.1-0450-023A1-SM	★	6.0	.236	74	2.913	73.3	2.884	36	1.417	0.8	.032	20	290	DIN 6537 L
4.60	.181	14.6	.575	3	6	860.1-0460-014A1-SM	★	6.0	.236	66	2.598	65.2	2.568	24	.945	0.8	.033	20	290	DIN 6537 K
4.60	.181	23.8	.937	5	6	860.1-0460-023A1-SM	★	6.0	.236	74	2.913	73.2	2.883	36	1.417	0.8	.033	20	290	DIN 6537 L
4.70	.185	15.0	.591	3	6	860.1-0470-014A1-SM	★	6.0	.236	66	2.598	65.2	2.567	24	.945	0.9	.034	20	290	DIN 6537 K
4.70	.185	24.4	.961	5	6	860.1-0470-024A1-SM	★	6.0	.236	74	2.913	73.2	2.882	36	1.417	0.9	.034	20	290	DIN 6537 L
4.76	.187	13.6	.535	2	6	860.1-0476-013A1-SM	★	6.0	.236	66	2.598	65.2	2.567	24	.945	0.9	.034	20	290	DIN 6537 K
4.76	.187	24.7	.972	5	6	860.1-0476-024A1-SM	★	6.0	.236	82	3.228	81.2	3.197	36	1.417	0.9	.034	20	290	DIN 6537 L
4.80	.189	15.3	.602	3	6	860.1-0480-015A1-SM	★	6.0	.236	66	2.598	65.2	2.567	28	1.102	0.9	.034	20	290	DIN 6537 K
4.80	.189	24.9	.980	5	6	860.1-0480-024A1-SM	★	6.0	.236	82	3.228	81.2	3.197	36	1.417	0.9	.034	20	290	DIN 6537 L
4.90	.193	15.6	.614	3	6	860.1-0490-015A1-SM	★	6.0	.236	66	2.598	65.2	2.566	28	1.102	0.9	.035	20	290	DIN 6537 K
4.90	.193	25.4	1.000	5	6	860.1-0490-025A1-SM	★	6.0	.236	82	3.228	81.2	3.196	44	1.732	0.9	.035	20	290	DIN 6537 L
5.00	.197	15.9	.626	3	6	860.1-0500-015A1-SM	★	6.0	.236	66	2.598	65.2	2.565	28	1.102	0.9	.036	20	290	DIN 6537 K
5.00	.197	25.9	1.020	5	6	860.1-0500-025A1-SM	★	6.0	.236	82	3.228	81.2	3.195	44	1.732	0.9	.036	20	290	DIN 6537 L
5.10	.201	16.2	.638	3	6	860.1-0510-016A1-SM	★	6.0	.236	66	2.598	65.2	2.565	28	1.102	0.9	.037	20	290	DIN 6537 K
5.10	.201	26.4	1.039	5	6	860.1-0510-026A1-SM	★	6.0	.236	82	3.228	81.2	3.195	44	1.732	0.9	.037	20	290	DIN 6537 L
5.16	.203	16.4	.646	3	6	860.1-0516-016A1-SM	★	6.0	.236	66	2.598	65.1	2.565	28	1.102	0.9	.037	20	290	DIN 6537 K
5.20	.205	16.5	.650	3	6	860.1-0520-016A1-SM	★	6.0	.236	66	2.598	65.1	2.564	28	1.102	1.0	.037	20	290	DIN 6537 K
5.25	.207	16.7	.657	3	6	860.1-0525-016A1-SM	★	6.0	.236	66	2.598	65.1	2.564	28	1.102	1.0	.038	20	290	DIN 6537 K
5.30	.209	16.9	.665	3	6	860.1-0530-016A1-SM	★	6.0	.236	66	2.598	65.1	2.563	28	1.102	1.0	.038	20	290	DIN 6537 K
5.30	.209	27.5	1.083	5	6	860.1-0530-027A1-SM	★	6.0	.236	82	3.228	81.1	3.193	44	1.732	1.0	.038	20	290	DIN 6537 L
5.40	.213	17.2	.677	3	6	860.1-0540-017A1-SM	★	6.0	.236	66	2.598	65.1	2.563	28	1.102	1.0	.039	20	290	DIN 6537 K
5.50	.217	17.5	.689	3	6	860.1-0550-017A1-SM	★	6.0	.236	66	2.598	65.1	2.562	28	1.102	1.0	.039	20	290	DIN 6537 K
5.50	.217	28.5	1.122	5	6	860.1-0550-028A1-SM	★	6.0	.236	82	3.228	81.1	3.192	44	1.732	1.0	.039	20	290	DIN 6537 L

B76 E9 E28 E14

SANDVIK Coromant

CoroDrill® 860-SM, punta in metallo duro integrale

Per superleghe resistenti al calore

Adduzione interna di refrigerante

TCHA H9
SIG 140°

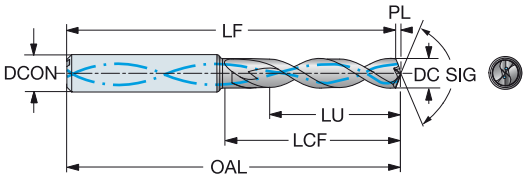

DC	DC"	LU	LU"	ULDR	CZC_{MS}	Codice di ordinazione	S 1210	$DCON_{MS}$	$DCON_{MS}$"	OAL	OAL"	LF	LF"	LCF	LCF"	PL	PL"	BAR	PSI	BSG
								Dimensioni in mm e pollici												
5.55	.219	17.6	.693	3	6	860.1-0555-017A1-SM	★	6.0	.236	66	2.598	65.1	2.562	28	1.102	1.0	.040	20	290	DIN 6537 K
5.56	.219	17.6	.693	3	6	860.1-0556-017A1-SM	★	6.0	.236	66	2.598	65.1	2.562	28	1.102	1.0	.040	20	290	DIN 6537 K
5.56	.219	28.8	1.134	5	6	860.1-0556-028A1-SM	★	6.0	.236	82	3.228	81.1	3.192	44	1.732	1.0	.040	20	290	DIN 6537 L
5.60	.220	17.6	.693	3	6	860.1-0560-017A1-SM	★	6.0	.236	66	2.598	65.1	2.561	28	1.102	1.0	.040	20	290	DIN 6537 K
5.60	.220	29.0	1.142	5	6	860.1-0560-029A1-SM	★	6.0	.236	82	3.228	81.1	3.191	44	1.732	1.0	.040	20	290	DIN 6537 L
5.70	.224	17.6	.693	3	6	860.1-0570-017A1-SM	★	6.0	.236	66	2.598	65.1	2.561	28	1.102	1.0	.041	20	290	DIN 6537 K
5.70	.224	29.5	1.161	5	6	860.1-0570-029A1-SM	★	6.0	.236	82	3.228	81.1	3.191	44	1.732	1.0	.041	20	290	DIN 6537 L
5.80	.228	17.7	.697	3	6	860.1-0580-017A1-SM	★	6.0	.236	66	2.598	65.0	2.560	28	1.102	1.1	.042	20	290	DIN 6537 K
5.80	.228	30.1	1.185	5	6	860.1-0580-030A1-SM	★	6.0	.236	82	3.228	81.0	3.190	60	2.362	1.1	.042	20	290	DIN 6537 L
5.95	.234	17.7	.697	2	6	860.1-0595-017A1-SM	★	6.0	.236	66	2.598	65.0	2.559	28	1.102	1.1	.043	20	290	DIN 6537 K
6.00	.236	19.1	.752	3	6	860.1-0600-019A1-SM	★	6.0	.236	66	2.598	65.0	2.559	34	1.339	1.1	.043	20	290	DIN 6537 K
6.00	.236	31.1	1.224	5	6	860.1-0600-031A1-SM	★	6.0	.236	82	3.228	81.0	3.189	44	1.732	1.1	.043	20	290	DIN 6537 L
6.10	.240	19.4	.764	3	8	860.1-0610-019A1-SM	★	8.0	.315	79	3.110	78.0	3.070	34	1.339	1.1	.044	20	290	DIN 6537 K
6.10	.240	31.6	1.244	5	8	860.1-0610-031A1-SM	★	8.0	.315	91	3.583	90.0	3.543	53	2.087	1.1	.044	20	290	DIN 6537 L
6.20	.244	19.7	.776	3	8	860.1-0620-019A1-SM	★	8.0	.315	79	3.110	78.0	3.069	34	1.339	1.1	.044	20	290	DIN 6537 K
6.20	.244	32.1	1.264	5	8	860.1-0620-032A1-SM	★	8.0	.315	91	3.583	90.0	3.542	53	2.087	1.1	.044	20	290	DIN 6537 L
6.35	.250	20.2	.795	3	8	860.1-0635-020A1-SM	★	8.0	.315	79	3.110	77.9	3.069	34	1.339	1.2	.046	20	290	DIN 6537 K
6.35	.250	32.9	1.295	5	8	860.1-0635-032A1-SM	★	8.0	.315	91	3.583	89.9	3.541	53	2.087	1.2	.046	20	290	DIN 6537 L
6.40	.252	20.4	.803	3	8	860.1-0640-020A1-SM	★	8.0	.315	79	3.110	77.9	3.068	34	1.339	1.2	.046	20	290	DIN 6537 K
6.40	.252	33.2	1.307	5	8	860.1-0640-033A1-SM	★	8.0	.315	91	3.583	89.9	3.541	53	2.087	1.2	.046	20	290	DIN 6537 L
6.50	.256	20.7	.815	3	8	860.1-0650-020A1-SM	★	8.0	.315	79	3.110	77.9	3.067	34	1.339	1.2	.046	20	290	DIN 6537 K
6.50	.256	33.7	1.327	5	8	860.1-0650-033A1-SM	★	8.0	.315	91	3.583	89.9	3.540	53	2.087	1.2	.046	20	290	DIN 6537 L
6.60	.260	21.0	.827	3	8	860.1-0660-021A1-SM	★	8.0	.315	79	3.110	77.9	3.067	34	1.339	1.2	.047	20	290	DIN 6537 K
6.60	.260	34.2	1.346	5	8	860.1-0660-034A1-SM	★	8.0	.315	91	3.583	89.9	3.539	44	1.732	1.2	.047	20	290	DIN 6537 L
6.70	.264	21.3	.839	3	8	860.1-0670-021A1-SM	★	8.0	.315	79	3.110	77.9	3.066	34	1.339	1.2	.048	20	290	DIN 6537 K
6.70	.264	34.7	1.366	5	8	860.1-0670-034A1-SM	★	8.0	.315	91	3.583	89.9	3.539	53	2.087	1.2	.048	20	290	DIN 6537 L
6.80	.268	21.6	.850	3	8	860.1-0680-021A1-SM	★	8.0	.315	79	3.110	77.9	3.065	34	1.339	1.2	.049	20	290	DIN 6537 K
6.80	.268	35.2	1.386	5	8	860.1-0680-035A1-SM	★	8.0	.315	91	3.583	89.9	3.538	53	2.087	1.2	.049	20	290	DIN 6537 L
6.90	.272	21.6	.850	3	8	860.1-0690-021A1-SM	★	8.0	.315	79	3.110	77.8	3.065	34	1.339	1.3	.050	20	290	DIN 6537 K
6.90	.272	35.8	1.409	5	8	860.1-0690-035A1-SM	★	8.0	.315	91	3.583	89.8	3.537	53	2.087	1.3	.050	20	290	DIN 6537 L
7.00	.276	21.6	.850	3	8	860.1-0700-021A1-SM	★	8.0	.315	79	3.110	77.8	3.064	34	1.339	1.3	.050	20	290	DIN 6537 K
7.00	.276	36.3	1.429	5	8	860.1-0700-036A1-SM	★	8.0	.315	91	3.583	89.8	3.537	53	2.087	1.3	.050	20	290	DIN 6537 L
7.10	.280	22.6	.890	3	8	860.1-0710-022A1-SM	★	8.0	.315	79	3.110	77.8	3.063	41	1.614	1.3	.051	20	290	DIN 6537 K
7.10	.280	36.8	1.449	5	8	860.1-0710-036A1-SM	★	8.0	.315	91	3.583	89.8	3.536	53	2.087	1.3	.051	20	290	DIN 6537 L
7.14	.281	22.7	.894	3	8	860.1-0714-022A1-SM	★	8.0	.315	79	3.110	77.8	3.063	41	1.614	1.3	.051	20	290	DIN 6537 K
7.14	.281	37.0	1.457	5	8	860.1-0714-036A1-SM	★	8.0	.315	91	3.583	89.8	3.535	53	2.087	1.3	.051	20	290	DIN 6537 L
7.20	.283	22.9	.902	3	8	860.1-0720-022A1-SM	★	8.0	.315	79	3.110	77.8	3.063	41	1.614	1.3	.052	20	290	DIN 6537 K
7.20	.283	37.3	1.469	5	8	860.1-0720-037A1-SM	★	8.0	.315	91	3.583	89.8	3.535	53	2.087	1.3	.052	20	290	DIN 6537 L
7.30	.287	23.2	.913	3	8	860.1-0730-023A1-SM	★	8.0	.315	79	3.110	77.8	3.062	41	1.614	1.3	.052	20	290	DIN 6537 K
7.30	.287	37.8	1.488	5	8	860.1-0730-037A1-SM	★	8.0	.315	91	3.583	89.8	3.535	53	2.087	1.3	.052	20	290	DIN 6537 L
7.40	.291	23.5	.925	3	8	860.1-0740-023A1-SM	★	8.0	.315	79	3.110	77.8	3.061	41	1.614	1.4	.053	20	290	DIN 6537 K
7.40	.291	38.3	1.508	5	8	860.1-0740-038A1-SM	★	8.0	.315	91	3.583	89.8	3.534	53	2.087	1.4	.053	20	290	DIN 6537 L
7.50	.295	23.9	.941	3	8	860.1-0750-023A1-SM	★	8.0	.315	79	3.110	77.7	3.061	41	1.614	1.4	.054	20	290	DIN 6537 K
7.50	.295	38.9	1.532	5	8	860.1-0750-038A1-SM	★	8.0	.315	91	3.583	89.7	3.533	53	2.087	1.4	.054	20	290	DIN 6537 L
7.60	.299	24.1	.949	3	8	860.1-0760-023A1-SM	★	8.0	.315	79	3.110	77.7	3.059	41	1.614	1.3	.051	20	290	DIN 6537 K
7.70	.303	24.5	.965	3	8	860.1-0770-024A1-SM	★	8.0	.315	79	3.110	77.7	3.059	41	1.614	1.4	.055	20	290	DIN 6537 K
7.80	.307	24.8	.976	3	8	860.1-0780-024A1-SM	★	8.0	.315	79	3.110	77.7	3.059	41	1.614	1.4	.056	20	290	DIN 6537 K
7.94	.313	25.3	.996	3	8	860.1-0794-025A1-SM	★	8.0	.315	79	3.110	77.7	3.058	41	1.614	1.4	.057	20	290	DIN 6537 K
8.00	.315	25.5	1.004	3	8	860.1-0800-025A1-SM	★	8.0	.315	79	3.110	77.7	3.057	41	1.614	1.5	.057	20	290	DIN 6537 K
8.00	.315	40.9	1.610	5	8	860.1-0800-040A1-SM	★	8.0	.315	91	3.583	89.7	3.530	53	2.087	1.5	.057	20	290	DIN 6537 L
8.10	.319	25.8	1.016	3	10	860.1-0810-025A1-SM	★	10.0	.394	89	3.504	87.6	3.450	47	1.850	1.5	.058	20	290	DIN 6537 K
8.10	.319	42.0	1.654	5	10	860.1-0810-041A1-SM	★	10.0	.394	103	4.055	101.6	4.002	61	2.402	1.5	.058	20	290	DIN 6537 L

B76 E9 E28 E14

CoroDrill® 860-SM, punta in metallo duro integrale

Per superleghe resistenti al calore

Adduzione interna di refrigerante

TCHA H9
SIG 140°

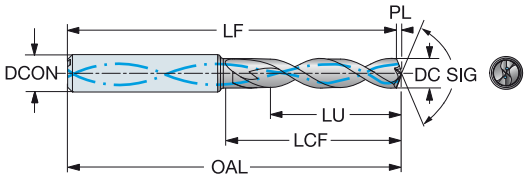

S — Dimensioni in mm e pollici

DC	DC"	LU	LU"	ULDR	CZC_{MS}	Codice di ordinazione	1210	$DCON_{MS}$	$DCON_{MS}$"	OAL	OAL"	LF	LF"	LCF	LCF"	PL	PL"	BAR	PSI	BSG
8.20	.323	26.1	1.028	3	10	860.1-0820-026A1-SM	★	10.0	.394	89	3.504	87.6	3.450	47	1.850	1.5	.059	20	290	DIN 6537 K
8.30	.327	26.4	1.039	3	10	860.1-0830-026A1-SM	★	10.0	.394	89	3.504	87.6	3.449	47	1.850	1.5	.059	20	290	DIN 6537 K
8.33	.328	26.5	1.043	3	10	860.1-0833-026A1-SM	★	10.0	.394	89	3.504	87.6	3.449	47	1.850	1.5	.060	20	290	DIN 6537 K
8.40	.331	26.7	1.051	3	10	860.1-0840-026A1-SM	★	10.0	.394	89	3.504	87.6	3.448	47	1.850	1.5	.060	20	290	DIN 6537 K
8.40	.331	43.5	1.713	5	10	860.1-0840-043A1-SM	★	10.0	.394	103	4.055	101.6	4.000	61	2.402	1.5	.060	20	290	DIN 6537 L
8.45	.333	26.9	1.059	3	10	860.1-0845-026A1-SM	★	10.0	.394	89	3.504	87.6	3.448	47	1.850	1.5	.061	20	290	DIN 6537 K
8.50	.335	27.0	1.063	3	10	860.1-0850-027A1-SM	★	10.0	.394	89	3.504	87.6	3.448	47	1.850	1.6	.061	20	290	DIN 6537 K
8.50	.335	44.0	1.732	5	10	860.1-0850-044A1-SM	★	10.0	.394	103	4.055	101.6	3.999	53	2.087	1.6	.061	20	290	DIN 6537 L
8.60	.339	27.4	1.079	3	10	860.1-0860-027A1-SM	★	10.0	.394	89	3.504	87.6	3.447	47	1.850	1.6	.062	20	290	DIN 6537 K
8.60	.339	44.6	1.756	5	10	860.1-0860-044A1-SM	★	10.0	.394	103	4.055	101.6	3.998	61	2.402	1.6	.062	20	290	DIN 6537 L
8.65	.341	27.5	1.083	3	10	860.1-0865-027A1-SM	★	10.0	.394	89	3.504	87.6	3.447	47	1.850	1.6	.062	20	290	DIN 6537 K
8.70	.343	27.7	1.091	3	10	860.1-0870-027A1-SM	★	10.0	.394	89	3.504	87.5	3.446	47	1.850	1.6	.062	20	290	DIN 6537 K
8.73	.344	27.8	1.094	3	10	860.1-0873-027A1-SM	★	10.0	.394	89	3.504	87.5	3.446	47	1.850	1.6	.063	20	290	DIN 6537 K
8.73	.344	45.2	1.780	5	10	860.1-0873-045A1-SM	★	10.0	.394	103	4.055	101.5	3.998	61	2.402	1.6	.063	20	290	DIN 6537 L
8.80	.346	28.0	1.102	3	10	860.1-0880-028A1-SM	★	10.0	.394	89	3.504	87.5	3.446	47	1.850	1.6	.063	20	290	DIN 6537 K
8.85	.348	28.2	1.110	3	10	860.1-0885-028A1-SM	★	10.0	.394	89	3.504	87.5	3.446	47	1.850	1.6	.063	20	290	DIN 6537 K
9.00	.354	28.6	1.126	3	10	860.1-0900-028A1-SM	★	10.0	.394	89	3.504	87.5	3.444	47	1.850	1.6	.065	20	290	DIN 6537 K
9.00	.354	46.2	1.819	5	10	860.1-0900-046A1-SM	★	10.0	.394	103	4.055	101.5	3.996	61	2.402	1.6	.065	20	290	DIN 6537 L
9.20	.362	29.3	1.154	3	10	860.1-0920-029A1-SM	★	10.0	.394	89	3.504	87.5	3.443	47	1.850	1.7	.066	20	290	DIN 6537 K
9.30	.366	29.6	1.165	3	10	860.1-0930-029A1-SM	★	10.0	.394	89	3.504	87.4	3.443	47	1.850	1.7	.067	20	290	DIN 6537 K
9.30	.366	46.3	1.823	4	10	860.1-0930-046A1-SM	★	10.0	.394	103	4.055	101.4	3.994	61	2.402	1.7	.067	20	290	DIN 6537 L
9.40	.370	29.9	1.177	3	10	860.1-0940-029A1-SM	★	10.0	.394	89	3.504	87.4	3.442	47	1.850	1.7	.067	20	290	DIN 6537 K
9.50	.374	30.2	1.189	3	10	860.1-0950-030A1-SM	★	10.0	.394	89	3.504	87.4	3.441	47	1.850	1.7	.068	20	290	DIN 6537 K
9.52	.375	30.3	1.193	3	10	860.1-0952-030A1-SM	★	10.0	.394	89	3.504	87.4	3.441	47	1.850	1.7	.068	20	290	DIN 6537 K
9.53	.375	30.3	1.193	3	10	860.1-0953-030A1-SM	★	10.0	.394	89	3.504	87.4	3.441	47	1.850	1.7	.068	20	290	DIN 6537 K
9.60	.378	30.5	1.201	3	10	860.1-0960-030A1-SM	★	10.0	.394	89	3.504	87.4	3.441	47	1.850	1.8	.069	20	290	DIN 6537 K
9.70	.382	30.9	1.217	3	10	860.1-0970-030A1-SM	★	10.0	.394	89	3.504	87.4	3.440	47	1.850	1.8	.070	20	290	DIN 6537 K
9.80	.386	31.2	1.228	3	10	860.1-0980-031A1-SM	★	10.0	.394	89	3.504	87.4	3.439	47	1.850	1.8	.070	20	290	DIN 6537 K
9.80	.386	46.4	1.827	4	10	860.1-0980-046A1-SM	★	10.0	.394	103	4.055	101.4	3.991	61	2.402	1.8	.070	20	290	DIN 6537 L
9.90	.390	46.5	1.831	4	10	860.1-0990-046A1-SM	★	10.0	.394	103	4.055	101.3	3.990	61	2.402	1.8	.071	20	290	DIN 6537 L
9.92	.391	31.6	1.244	3	10	860.1-0992-031A1-SM	★	10.0	.394	89	3.504	87.3	3.439	47	1.850	1.8	.071	20	290	DIN 6537 K
10.00	.394	31.8	1.252	3	10	860.1-1000-031A1-SM	★	10.0	.394	89	3.504	87.3	3.438	47	1.850	1.8	.072	20	290	DIN 6537 K
10.00	.394	46.5	1.831	4	10	860.1-1000-046A1-SM	★	10.0	.394	103	4.055	101.3	3.989	61	2.402	1.8	.072	20	290	DIN 6537 L
10.10	.398	32.1	1.264	3	12	860.1-1010-032A1-SM	★	12.0	.472	102	4.016	100.3	3.949	47	1.850	1.8	.072	20	290	DIN 6537 K
10.20	.402	32.5	1.280	3	12	860.1-1020-032A1-SM	★	12.0	.472	102	4.016	100.3	3.948	55	2.165	1.9	.073	20	290	DIN 6537 K
10.30	.406	32.8	1.291	3	12	860.1-1030-032A1-SM	★	12.0	.472	102	4.016	100.3	3.948	55	2.165	1.9	.074	20	290	DIN 6537 K
10.30	.406	53.4	2.102	5	12	860.1-1030-053A1-SM	★	12.0	.472	118	4.646	116.3	4.578	71	2.795	1.9	.074	20	290	DIN 6537 L
10.32	.406	32.8	1.291	3	12	860.1-1032-032A1-SM	★	12.0	.472	102	4.016	100.3	3.948	55	2.165	1.9	.074	20	290	DIN 6537 K
10.50	.413	33.4	1.315	3	12	860.1-1050-033A1-SM	★	12.0	.472	102	4.016	100.2	3.946	55	2.165	1.9	.075	20	290	DIN 6537 K
10.50	.413	54.2	2.134	5	12	860.1-1050-054A1-SM	★	12.0	.472	118	4.646	116.2	4.576	71	2.795	1.9	.075	20	290	DIN 6537 L
10.80	.425	34.4	1.354	3	12	860.1-1080-034A1-SM	★	12.0	.472	102	4.016	100.2	3.944	55	2.165	2.0	.078	20	290	DIN 6537 K
11.00	.433	35.0	1.378	3	12	860.1-1100-035A1-SM	★	12.0	.472	102	4.016	100.2	3.943	55	2.165	2.0	.079	20	290	DIN 6537 K
11.00	.433	54.2	2.134	4	12	860.1-1100-054A1-SM	★	12.0	.472	118	4.646	116.2	4.573	71	2.795	2.0	.079	20	290	DIN 6537 L
11.11	.437	35.4	1.394	3	12	860.1-1111-035A1-SM	★	12.0	.472	102	4.016	100.1	3.943	55	2.165	2.0	.080	20	290	DIN 6537 K
11.20	.441	35.6	1.402	3	12	860.1-1120-035A1-SM	★	12.0	.472	102	4.016	100.1	3.942	55	2.165	2.0	.080	20	290	DIN 6537 K
11.50	.453	36.6	1.441	3	12	860.1-1150-036A1-SM	★	12.0	.472	102	4.016	100.1	3.940	55	2.165	2.1	.082	20	290	DIN 6537 K
11.80	.465	37.5	1.476	3	12	860.1-1180-037A1-SM	★	12.0	.472	102	4.016	100.0	3.938	55	2.165	2.2	.085	20	290	DIN 6537 K
12.00	.472	38.2	1.504	3	12	860.1-1200-038A1-SM	★	12.0	.472	102	4.016	100.0	3.937	55	2.165	2.2	.086	20	290	DIN 6537 K
12.00	.472	54.3	2.138	4	12	860.1-1200-054A1-SM	★	12.0	.472	118	4.646	116.0	4.567	61	2.402	2.2	.086	20	290	DIN 6537 L

B76 E9 E28 E14

SANDVIK Coromant

CoroDrill® 860-SM, punta in metallo duro integrale

Per superleghe resistenti al calore

Adduzione interna di refrigerante

TCHA H9
SIG 140°

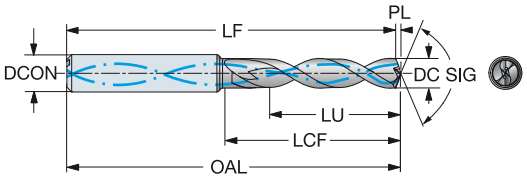

							S	Dimensioni in mm e pollici												
DC	DC"	LU	LU"	ULDR	CZC_{MS}	**Codice di ordinazione**	1210	$DCON_{MS}$	$DCON_{MS}$"	OAL	OAL"	LF	LF"	LCF	LCF"	PL	PL"	BAR	PSI	BSG
12.10	.476	38.5	1.516	3	14	**860.1-1210-038A1-SM**	★	14.0	.551	107	4.213	105.0	4.133	60	2.362	2.2	.087	20	290	DIN 6537 K
12.20	.480	38.8	1.528	3	14	**860.1-1220-038A1-SM**	★	14.0	.551	107	4.213	105.0	4.132	55	2.165	2.2	.087	20	290	DIN 6537 K
12.40	.488	39.5	1.555	3	14	**860.1-1240-039A1-SM**	★	14.0	.551	107	4.213	104.9	4.131	60	2.362	2.3	.089	20	290	DIN 6537 K
12.50	.492	39.8	1.567	3	14	**860.1-1250-039A1-SM**	★	14.0	.551	107	4.213	104.9	4.130	60	2.362	2.3	.089	20	290	DIN 6537 K
12.70	.500	40.4	1.591	3	14	**860.1-1270-040A1-SM**	★	14.0	.551	107	4.213	104.9	4.129	60	2.362	2.3	.091	20	290	DIN 6537 K
12.70	.500	57.6	2.268	4	14	**860.1-1270-057A1-SM**	★	14.0	.551	124	4.882	121.9	4.798	71	2.795	2.3	.091	20	290	DIN 6537 L
12.90	.508	40.6	1.598	3	14	**860.1-1290-040A1-SM**	★	14.0	.551	107	4.213	104.8	4.128	60	2.362	2.4	.093	20	290	DIN 6537 K
13.00	.512	40.5	1.594	3	14	**860.1-1300-040A1-SM**	★	14.0	.551	107	4.213	104.8	4.127	60	2.362	2.4	.093	20	290	DIN 6537 K
13.25	.522	40.5	1.594	3	14	**860.1-1325-040A1-SM**	★	14.0	.551	107	4.213	104.8	4.125	60	2.362	2.4	.095	20	290	DIN 6537 K
13.50	.531	40.6	1.598	3	14	**860.1-1350-040A1-SM**	★	14.0	.551	107	4.213	104.7	4.124	60	2.362	2.5	.097	20	290	DIN 6537 K
13.70	.539	40.6	1.598	2	14	**860.1-1370-040A1-SM**	★	14.0	.551	107	4.213	104.7	4.122	60	2.362	2.5	.098	20	290	DIN 6537 K
13.70	.539	57.6	2.268	4	14	**860.1-1370-057A1-SM**	★	14.0	.551	124	4.882	121.7	4.792	77	3.032	2.5	.098	20	290	DIN 6537 L
13.75	.541	40.6	1.598	2	14	**860.1-1375-040A1-SM**	★	14.0	.551	107	4.213	104.7	4.122	60	2.362	2.5	.098	20	290	DIN 6537 K
14.00	.551	40.6	1.598	2	14	**860.1-1400-040A1-SM**	★	14.0	.551	107	4.213	104.7	4.120	60	2.362	2.6	.100	20	290	DIN 6537 K
15.50	.610	43.6	1.717	2	16	**860.1-1550-043A1-SM**	★	16.0	.630	115	4.528	112.4	4.425	65	2.559	2.8	.111	20	290	DIN 6537 K
15.87	.625	50.5	1.988	3	16	**860.1-1587-061A1-SM**	★	16.0	.630	133	5.236	130.3	5.132	83	3.268	2.9	.114	20	290	DIN 6537 L

B76 E9 E28 E14

CoroDrill® 861

Foratura profonda con elevata stabilità fino a 30 x DC

O C

Applicazione

- Tolleranza ottenibile del foro H8–H9
- Profondità di foratura: 12–30 x il diametro della punta
- Bloccaggio solo con mandrini di alta precisione
- Ampia gamma di materiali da lavorare
- Foratura convenzionale, fori incrociati, superfici angolate
- Industria automobilistica: alberi a gomiti, blocchi motore, testate dei cilindri
- Pressione del refrigerante di 20 bar

Campi di applicazioni ISO:

P M K N

Caratteristiche e benefici

- La particolare geometria della punta contribuisce a ridurre le forze di spinta
- La regolare preparazione del tagliente lo protegge da fenomeni prematuri di scheggiatura e sfaldamento
- La geometria brevettata a doppio margine conferisce maggiore stabilità alle operazioni di foratura
- I fori interni di adduzione del refrigerante indirizzano il liquido direttamente all'estremità della punta, anche nei fori profondi
- Possibilità di ricondizionamento degli utensili secondo le specifiche originali, per prolungare la durata utensile

www.sandvik.coromant.com/corodrill861

Suggerimenti

Usate CoroChuck 930 con CoroDrill 861 per mantenere efficiente la produzione grazie a operazioni rapide e semplici di setup e cambio utensile.

E14

SANDVIK Coromant

CoroDrill® 861, punta in metallo duro integrale

Per applicazioni su diversi materiali

Punta pilota - Adduzione interna di refrigerante

TCHA H9
SIG 150°

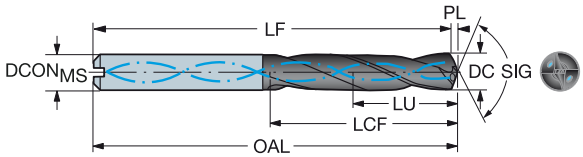

DC	DC"	LU	LU"	ULDR	CZC_{MS}	Codice di ordinazione	P GC34	M GC34	K GC34	N GC34	$DCON_{MS}$	$DCON_{MS}$"	OAL	OAL"	LF	LF"	LCF	LCF"	PL	PL"	BAR	PSI	BSG
							Dimensioni in mm e pollici																
3.00	.118	9.4	.370	3	6	861.1-0300-009A1-GP	★	★	★	★	6.0	.236	62	2.441	61.6	2.425	20	.787	0.4	.016	20	290	DIN 6537 K
3.18	.125	9.9	.390	3	6	861.1-0318-010A1-GP	★	★	★	★	6.0	.236	62	2.441	61.6	2.425	20	.787	0.4	.016	20	290	DIN 6537 K
3.30	.130	10.3	.406	3	6	861.1-0330-010A1-GP	★	★	★	★	6.0	.236	62	2.441	61.6	2.425	20	.787	0.4	.016	20	290	DIN 6537 K
3.50	.138	10.9	.429	3	6	861.1-0350-011A1-GP	★	★	★	★	6.0	.236	62	2.441	61.6	2.425	20	.787	0.4	.016	20	290	DIN 6537 K
3.57	.141	11.1	.437	3	6	861.1-0357-011A1-GP	★	★	★	★	6.0	.236	62	2.441	61.6	2.425	20	.787	0.4	.016	20	290	DIN 6537 K
3.80	.150	11.9	.469	3	6	861.1-0380-011A1-GP	★	★	★	★	6.0	.236	66	2.598	65.5	2.579	24	.945	0.5	.020	20	290	DIN 6537 K
3.97	.156	12.4	.488	3	6	861.1-0397-012A1-GP	★	★	★	★	6.0	.236	66	2.598	65.5	2.579	24	.945	0.5	.020	20	290	DIN 6537 K
4.00	.157	12.5	.492	3	6	861.1-0400-012A1-GP	★	★	★	★	6.0	.236	66	2.598	65.5	2.579	24	.945	0.5	.020	20	290	DIN 6537 K
4.20	.165	13.1	.516	3	6	861.1-0420-013A1-GP	★	★	★	★	6.0	.236	66	2.598	65.5	2.579	24	.945	0.5	.020	20	290	DIN 6537 K
4.36	.172	13.6	.535	3	6	861.1-0436-013A1-GP	★	★	★	★	6.0	.236	66	2.598	65.5	2.579	24	.945	0.5	.020	20	290	DIN 6537 K
4.50	.177	14.0	.551	3	6	861.1-0450-014A1-GP	★	★	★	★	6.0	.236	66	2.598	65.5	2.579	24	.945	0.5	.020	20	290	DIN 6537 K
4.76	.187	14.9	.587	3	6	861.1-0476-014A1-GP	★	★	★	★	6.0	.236	66	2.598	65.4	2.575	28	1.102	0.6	.024	20	290	DIN 6537 K
4.80	.189	15.0	.591	3	6	861.1-0480-014A1-GP	★	★	★	★	6.0	.236	66	2.598	65.4	2.575	28	1.102	0.6	.024	20	290	DIN 6537 K
5.00	.197	15.6	.614	3	6	861.1-0500-015A1-GP	★	★	★	★	6.0	.236	66	2.598	65.4	2.575	28	1.102	0.6	.024	20	290	DIN 6537 K
5.16	.203	16.1	.634	3	6	861.1-0516-015A1-GP	★	★	★	★	6.0	.236	66	2.598	65.4	2.575	28	1.102	0.6	.024	20	290	DIN 6537 K
5.50	.217	17.2	.677	3	6	861.1-0550-017A1-GP	★	★	★	★	6.0	.236	66	2.598	65.3	2.571	28	1.102	0.7	.028	20	290	DIN 6537 K
5.56	.219	17.3	.681	3	6	861.1-0556-017A1-GP	★	★	★	★	6.0	.236	66	2.598	65.3	2.571	28	1.102	0.7	.028	20	290	DIN 6537 K
5.80	.228	17.6	.693	3	6	861.1-0580-017A1-GP	★	★	★	★	6.0	.236	66	2.598	65.3	2.571	28	1.102	0.7	.028	20	290	DIN 6537 K
6.00	.236	18.7	.736	3	6	861.1-0600-018A1-GP	★	★	★	★	6.0	.236	66	2.598	65.3	2.571	28	1.102	0.7	.028	20	290	DIN 6537 K
6.35	.250	19.8	.780	3	8	861.1-0635-019A1-GP	★	★	★	★	8.0	.315	79	3.110	78.2	3.079	34	1.339	0.8	.031	20	290	DIN 6537 K
6.50	.256	20.3	.799	3	8	861.1-0650-020A1-GP	★	★	★	★	8.0	.315	79	3.110	78.2	3.079	34	1.339	0.8	.031	20	290	DIN 6537 K
6.75	.266	21.1	.831	3	8	861.1-0675-020A1-GP	★	★	★	★	8.0	.315	79	3.110	78.2	3.079	34	1.339	0.8	.031	20	290	DIN 6537 K
6.80	.268	21.2	.835	3	8	861.1-0680-020A1-GP	★	★	★	★	8.0	.315	79	3.110	78.2	3.079	34	1.339	0.8	.031	20	290	DIN 6537 K
7.00	.276	21.8	.858	3	8	861.1-0700-021A1-GP	★	★	★	★	8.0	.315	79	3.110	78.2	3.079	34	1.339	0.8	.031	20	290	DIN 6537 K
7.14	.281	22.3	.878	3	8	861.1-0714-021A1-GP	★	★	★	★	8.0	.315	79	3.110	78.1	3.075	41	1.614	0.9	.035	20	290	DIN 6537 K
7.50	.295	23.4	.921	3	8	861.1-0750-023A1-GP	★	★	★	★	8.0	.315	79	3.110	78.1	3.075	41	1.614	0.9	.035	20	290	DIN 6537 K
7.94	.313	24.8	.976	3	8	861.1-0794-024A1-GP	★	★	★	★	8.0	.315	79	3.110	78.0	3.071	41	1.614	1.0	.039	20	290	DIN 6537 K
8.00	.315	25.0	.984	3	8	861.1-0800-024A1-GP	★	★	★	★	8.0	.315	79	3.110	78.0	3.071	41	1.614	1.0	.039	20	290	DIN 6537 K
8.50	.335	26.5	1.043	3	10	861.1-0850-026A1-GP	★	★	★	★	10.0	.394	89	3.504	88.0	3.465	47	1.850	1.0	.039	20	290	DIN 6537 K
9.00	.354	28.1	1.106	3	10	861.1-0900-027A1-GP	★	★	★	★	10.0	.394	89	3.504	87.9	3.461	47	1.850	1.1	.043	20	290	DIN 6537 K
9.50	.374	29.6	1.165	3	10	861.1-0950-029A1-GP	★	★	★	★	10.0	.394	89	3.504	87.9	3.461	47	1.850	1.1	.043	20	290	DIN 6537 K
9.53	.375	29.7	1.169	3	10	861.1-0953-029A1-GP	★	★	★	★	10.0	.394	89	3.504	87.9	3.461	47	1.850	1.1	.043	20	290	DIN 6537 K
10.00	.394	31.2	1.228	3	10	861.1-1000-030A1-GP	★	★	★	★	10.0	.394	89	3.504	87.8	3.457	47	1.850	1.2	.047	20	290	DIN 6537 K
10.50	.413	32.8	1.291	3	12	861.1-1050-032A1-GP	★	★	★	★	12.0	.472	102	4.016	100.7	3.965	55	2.165	1.3	.051	20	290	DIN 6537 K
11.00	.433	34.3	1.350	3	12	861.1-1100-033A1-GP	★	★	★	★	12.0	.472	102	4.016	100.7	3.965	55	2.165	1.3	.051	20	290	DIN 6537 K
11.11	.437	34.7	1.366	3	12	861.1-1111-033A1-GP	★	★	★	★	12.0	.472	102	4.016	100.7	3.965	55	2.165	1.3	.051	20	290	DIN 6537 K
11.50	.453	35.9	1.413	3	12	861.1-1150-035A1-GP	★	★	★	★	12.0	.472	102	4.016	100.6	3.961	55	2.165	1.4	.055	20	290	DIN 6537 K
12.00	.472	37.4	1.472	3	12	861.1-1200-036A1-GP	★	★	★	★	12.0	.472	102	4.016	100.6	3.961	55	2.165	1.4	.055	20	290	DIN 6537 K

Dati di taglio: www.sandvik.coromant.com

E9 E28 E14

CoroDrill® 861, punta in metallo duro integrale

Per applicazioni su diversi materiali

Punta per fori profondi - adduzione interna di refrigerante

TCHA H9
SIG 140°

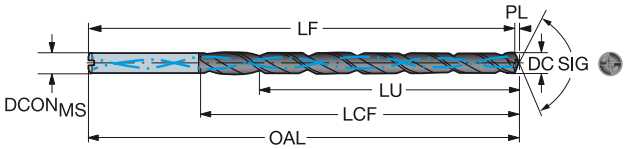

Dimensioni in mm e pollici

DC	DC"	LU	LU"	ULDR	CZC_{MS}	Codice di ordinazione	P GC34	M GC34	K GC34	N GC34	$DCON_{MS}$	$DCON_{MS}$"	OAL	OAL"	LF	LF"	LCF	LCF"	PL	PL"	BAR	PSI	BSG
3.00	.118	36.5	1.437	12	6	861.1-0300-036A1-GM	★	★	★	★	6.0	.236	94	3.701	93.5	3.681	52	2.047	0.5	.020	20	290	COROMANT
3.00	.118	45.5	1.791	15	6	861.1-0300-045A1-GM	★	★	★	★	6.0	.236	96	3.780	95.5	3.760	54	2.126	0.5	.020	20	290	COROMANT
3.00	.118	60.5	2.382	20	6	861.1-0300-060A1-GM	★	★	★	★	6.0	.236	111	4.370	110.5	4.350	69	2.717	0.5	.020	20	290	COROMANT
3.00	.118	90.5	3.563	30	6	861.1-0300-090A1-GM	★	★	★	★	6.0	.236	141	5.551	140.5	5.532	99	3.898	0.5	.020	20	290	COROMANT
3.10	.122	37.7	1.484	12	6	861.1-0310-037A1-GM	★	★	★	★	6.0	.236	94	3.701	93.5	3.681	52	2.047	0.5	.020	20	290	COROMANT
3.18	.125	38.6	1.520	12	6	861.1-0318-038A1-GM	★	★	★	★	6.0	.236	94	3.701	93.5	3.681	52	2.047	0.5	.020	20	290	COROMANT
3.18	.125	48.1	1.894	15	6	861.1-0318-048A1-GM	★	★	★	★	6.0	.236	99	3.898	98.6	3.882	57	2.244	0.5	.020	20	290	COROMANT
3.18	.125	64.0	2.520	20	6	861.1-0318-064A1-GM	★	★	★	★	6.0	.236	115	4.528	114.5	4.508	73	2.874	0.5	.020	20	290	COROMANT
3.18	.125	95.8	3.772	30	6	861.1-0318-095A1-GM	★	★	★	★	6.0	.236	147	5.787	146.3	5.760	105	4.134	0.5	.020	20	290	COROMANT
3.20	.126	38.9	1.532	12	6	861.1-0320-038A1-GM	★	★	★	★	6.0	.236	94	3.701	93.5	3.681	52	2.047	0.5	.020	20	290	COROMANT
3.30	.130	40.1	1.579	12	6	861.1-0330-040A1-GM	★	★	★	★	6.0	.236	94	3.701	93.5	3.681	52	2.047	0.5	.020	20	290	COROMANT
3.30	.130	50.0	1.969	15	6	861.1-0330-050A1-GM	★	★	★	★	6.0	.236	101	3.976	100.9	3.972	59	2.323	0.5	.020	20	290	COROMANT
3.30	.130	66.5	2.618	20	6	861.1-0330-066A1-GM	★	★	★	★	6.0	.236	118	4.646	117.4	4.622	76	2.992	0.5	.020	20	290	COROMANT
3.40	.134	41.4	1.630	12	6	861.1-0340-041A1-GM	★	★	★	★	6.0	.236	94	3.701	93.4	3.677	52	2.047	0.6	.024	20	290	COROMANT
3.50	.138	42.6	1.677	12	6	861.1-0350-042A1-GM	★	★	★	★	6.0	.236	94	3.701	93.4	3.677	52	2.047	0.6	.024	20	290	COROMANT
3.50	.138	53.1	2.091	15	6	861.1-0350-053A1-GM	★	★	★	★	6.0	.236	105	4.134	104.4	4.110	63	2.480	0.6	.024	20	290	COROMANT
3.50	.138	70.6	2.780	20	6	861.1-0350-070A1-GM	★	★	★	★	6.0	.236	123	4.843	121.9	4.799	81	3.189	0.6	.024	20	290	COROMANT
3.50	.138	105.6	4.157	30	6	861.1-0350-105A1-GM	★	★	★	★	6.0	.236	158	6.220	156.9	6.177	116	4.567	0.6	.024	20	290	COROMANT
3.57	.141	54.2	2.134	15	6	861.1-0357-054A1-GM	★	★	★	★	6.0	.236	106	4.173	105.7	4.161	64	2.520	0.6	.024	20	290	COROMANT
3.57	.141	72.0	2.835	20	6	861.1-0357-071A1-GM	★	★	★	★	6.0	.236	124	4.882	123.6	4.866	82	3.228	0.6	.024	20	290	COROMANT
3.70	.146	43.9	1.728	11	6	861.1-0370-044A1-GM	★	★	★	★	6.0	.236	94	3.701	93.4	3.677	52	2.047	0.6	.024	20	290	COROMANT
3.80	.150	46.2	1.819	12	6	861.1-0380-046A1-GM	★	★	★	★	6.0	.236	109	4.291	108.4	4.268	67	2.638	0.6	.024	20	290	COROMANT
3.80	.150	57.6	2.268	15	6	861.1-0380-057A1-GM	★	★	★	★	6.0	.236	110	4.331	109.8	4.323	68	2.677	0.6	.024	20	290	COROMANT
3.80	.150	76.6	3.016	20	6	861.1-0380-076A1-GM	★	★	★	★	6.0	.236	129	5.079	128.8	5.071	87	3.425	0.6	.024	20	290	COROMANT
3.97	.156	48.3	1.902	12	6	861.1-0397-048A1-GM	★	★	★	★	6.0	.236	109	4.291	108.3	4.264	67	2.638	0.7	.028	20	290	COROMANT
3.97	.156	60.2	2.370	15	6	861.1-0397-060A1-GM	★	★	★	★	6.0	.236	113	4.449	112.8	4.441	71	2.795	0.7	.028	20	290	COROMANT
3.97	.156	80.0	3.150	20	6	861.1-0397-079A1-GM	★	★	★	★	6.0	.236	133	5.236	132.6	5.220	91	3.583	0.7	.028	20	290	COROMANT
3.97	.156	119.7	4.713	30	6	861.1-0397-119A1-GM	★	★	★	★	6.0	.236	173	6.811	172.3	6.783	131	5.157	0.7	.028	20	290	COROMANT
4.00	.157	48.7	1.917	12	6	861.1-0400-048A1-GM	★	★	★	★	6.0	.236	109	4.291	108.3	4.264	67	2.638	0.7	.028	20	290	COROMANT
4.00	.157	60.7	2.390	15	6	861.1-0400-060A1-GM	★	★	★	★	6.0	.236	114	4.488	113.3	4.461	72	2.835	0.7	.028	20	290	COROMANT
4.00	.157	80.7	3.177	20	6	861.1-0400-080A1-GM	★	★	★	★	6.0	.236	134	5.276	133.3	5.248	92	3.622	0.7	.028	20	290	COROMANT
4.00	.157	120.7	4.752	30	6	861.1-0400-120A1-GM	★	★	★	★	6.0	.236	174	6.850	173.3	6.823	132	5.197	0.7	.028	20	290	COROMANT
4.10	.161	49.9	1.965	12	6	861.1-0410-049A1-GM	★	★	★	★	6.0	.236	109	4.291	108.3	4.264	67	2.638	0.7	.028	20	290	COROMANT
4.20	.165	51.1	2.012	12	6	861.1-0420-050A1-GM	★	★	★	★	6.0	.236	109	4.291	108.3	4.264	67	2.638	0.7	.028	20	290	COROMANT
4.20	.165	63.7	2.508	15	6	861.1-0420-063A1-GM	★	★	★	★	6.0	.236	118	4.646	116.9	4.602	76	2.992	0.7	.028	20	290	COROMANT
4.20	.165	84.7	3.335	20	6	861.1-0420-084A1-GM	★	★	★	★	6.0	.236	139	5.472	137.9	5.429	97	3.819	0.7	.028	20	290	COROMANT
4.30	.169	52.3	2.059	12	6	861.1-0430-052A1-GM	★	★	★	★	6.0	.236	109	4.291	108.3	4.264	67	2.638	0.7	.028	20	290	COROMANT
4.37	.172	53.1	2.091	12	6	861.1-0437-052A1-GM	★	★	★	★	6.0	.236	109	4.291	108.3	4.264	67	2.638	0.7	.028	20	290	COROMANT
4.37	.172	66.2	2.606	15	6	861.1-0437-065A1-GM	★	★	★	★	6.0	.236	121	4.764	119.9	4.720	79	3.110	0.7	.028	20	290	COROMANT
4.37	.172	88.0	3.465	20	6	861.1-0437-087A1-GM	★	★	★	★	6.0	.236	142	5.591	141.7	5.579	100	3.937	0.7	.028	20	290	COROMANT
4.37	.172	131.7	5.185	30	6	861.1-0437-131A1-GM	★	★	★	★	6.0	.236	186	7.323	185.4	7.299	144	5.669	0.7	.028	20	290	COROMANT
4.50	.177	54.7	2.154	12	6	861.1-0450-054A1-GM	★	★	★	★	6.0	.236	109	4.291	108.3	4.264	67	2.638	0.7	.028	20	290	COROMANT
4.50	.177	68.2	2.685	15	6	861.1-0450-068A1-GM	★	★	★	★	6.0	.236	123	4.843	122.3	4.815	81	3.189	0.7	.028	20	290	COROMANT
4.50	.177	90.7	3.571	20	6	861.1-0450-090A1-GM	★	★	★	★	6.0	.236	146	5.748	144.8	5.701	104	4.094	0.7	.028	20	290	COROMANT
4.50	.177	135.7	5.343	30	6	861.1-0450-135A1-GM	★	★	★	★	6.0	.236	191	7.520	189.8	7.472	149	5.866	0.7	.028	20	290	COROMANT
4.60	.181	56.0	2.205	12	6	861.1-0460-055A1-GM	★	★	★	★	6.0	.236	109	4.291	108.2	4.260	67	2.638	0.8	.031	20	290	COROMANT
4.76	.187	57.9	2.280	12	6	861.1-0476-057A1-GM	★	★	★	★	6.0	.236	128	5.039	127.2	5.008	86	3.386	0.8	.031	20	290	COROMANT
4.76	.187	72.2	2.843	15	6	861.1-0476-071A1-GM	★	★	★	★	6.0	.236	128	5.039	126.9	4.996	86	3.386	0.8	.031	20	290	COROMANT
4.76	.187	96.0	3.780	20	6	861.1-0476-095A1-GM	★	★	★	★	6.0	.236	152	5.984	150.7	5.933	110	4.331	0.8	.031	20	290	COROMANT
4.76	.187	143.6	5.654	30	6	861.1-0476-143A1-GM	★	★	★	★	6.0	.236	199	7.835	198.4	7.811	157	6.181	0.8	.031	20	290	COROMANT

B84 E9 E28 E14

ITA

CoroDrill® 861, punta in metallo duro integrale

Per applicazioni su diversi materiali

Punta per fori profondi - adduzione interna di refrigerante

TCHA H9
SIG 140°

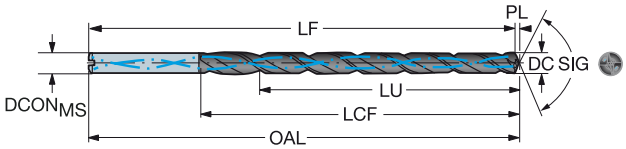

DC	DC"	LU	LU"	ULDR	CZC_{MS}	Codice di ordinazione	P GC34	M GC34	K GC34	N GC34	$DCON_{MS}$	$DCON_{MS}$"	OAL	OAL"	LF	LF"	LCF	LCF"	PL	PL"	BAR	PSI	BSG
							Dimensioni in mm e pollici																
4.80	.189	58.4	2.299	12	6	861.1-0480-058A1-GM	★	★	★	★	6.0	.236	128	5.039	127.2	5.008	86	3.386	0.8	.031	20	290	COROMANT
4.80	.189	72.8	2.866	15	6	861.1-0480-072A1-GM	★	★	★	★	6.0	.236	128	5.039	127.6	5.024	86	3.386	0.8	.031	20	290	COROMANT
4.80	.189	96.8	3.811	20	6	861.1-0480-096A1-GM	★	★	★	★	6.0	.236	152	5.984	151.6	5.969	110	4.331	0.8	.031	20	290	COROMANT
5.00	.197	60.8	2.394	12	6	861.1-0500-060A1-GM	★	★	★	★	6.0	.236	128	5.039	127.2	5.008	86	3.386	0.8	.031	20	290	COROMANT
5.00	.197	75.8	2.984	15	6	861.1-0500-075A1-GM	★	★	★	★	6.0	.236	132	5.197	131.2	5.165	90	3.543	0.8	.031	20	290	COROMANT
5.00	.197	100.8	3.969	20	6	861.1-0500-100A1-GM	★	★	★	★	6.0	.236	157	6.181	156.2	6.150	115	4.528	0.8	.031	20	290	COROMANT
5.00	.197	150.8	5.937	30	6	861.1-0500-150A1-GM	★	★	★	★	6.0	.236	207	8.150	206.2	8.118	165	6.496	0.8	.031	20	290	COROMANT
5.10	.201	62.0	2.441	12	6	861.1-0510-061A1-GM	★	★	★	★	6.0	.236	128	5.039	127.2	5.008	86	3.386	0.8	.031	20	290	COROMANT
5.16	.203	62.8	2.472	12	6	861.1-0516-062A1-GM	★	★	★	★	6.0	.236	128	5.039	127.2	5.008	86	3.386	0.8	.031	20	290	COROMANT
5.16	.203	78.2	3.079	15	6	861.1-0516-077A1-GM	★	★	★	★	6.0	.236	135	5.315	134.0	5.276	93	3.661	0.8	.031	20	290	COROMANT
5.16	.203	104.0	4.094	20	6	861.1-0516-103A1-GM	★	★	★	★	6.0	.236	161	6.339	159.8	6.291	119	4.685	0.8	.031	20	290	COROMANT
5.16	.203	155.6	6.126	30	6	861.1-0516-155A1-GM	★	★	★	★	6.0	.236	212	8.346	211.4	8.323	170	6.693	0.8	.031	20	290	COROMANT
5.20	.205	63.3	2.492	12	6	861.1-0520-062A1-GM	★	★	★	★	6.0	.236	128	5.039	127.1	5.004	86	3.386	0.9	.035	20	290	COROMANT
5.50	.217	66.9	2.634	12	6	861.1-0550-066A1-GM	★	★	★	★	6.0	.236	128	5.039	127.1	5.004	86	3.386	0.9	.035	20	290	COROMANT
5.50	.217	83.4	3.283	15	6	861.1-0550-083A1-GM	★	★	★	★	6.0	.236	141	5.551	140.1	5.516	99	3.898	0.9	.035	20	290	COROMANT
5.50	.217	110.9	4.366	20	6	861.1-0550-110A1-GM	★	★	★	★	6.0	.236	169	6.654	167.6	6.598	127	5.000	0.9	.035	20	290	COROMANT
5.50	.217	165.9	6.532	30	6	861.1-0550-165A1-GM	★	★	★	★	6.0	.236	224	8.819	222.6	8.764	182	7.165	0.9	.035	20	290	COROMANT
5.56	.219	67.6	2.661	12	6	861.1-0556-067A1-GM	★	★	★	★	6.0	.236	128	5.039	127.1	5.004	86	3.386	0.9	.035	20	290	COROMANT
5.56	.219	84.3	3.319	15	6	861.1-0556-083A1-GM	★	★	★	★	6.0	.236	142	5.591	141.1	5.555	100	3.937	0.9	.035	20	290	COROMANT
5.56	.219	112.0	4.409	20	6	861.1-0556-111A1-GM	★	★	★	★	6.0	.236	170	6.693	168.9	6.650	128	5.039	0.9	.035	20	290	COROMANT
5.80	.228	70.6	2.780	12	6	861.1-0580-070A1-GM	★	★	★	★	6.0	.236	128	5.039	127.0	5.000	86	3.386	1.0	.039	20	290	COROMANT
5.80	.228	88.0	3.465	15	6	861.1-0580-087A1-GM	★	★	★	★	6.0	.236	146	5.748	145.4	5.724	104	4.094	1.0	.039	20	290	COROMANT
5.80	.228	117.0	4.606	20	6	861.1-0580-116A1-GM	★	★	★	★	6.0	.236	175	6.890	174.4	6.866	133	5.236	1.0	.039	20	290	COROMANT
6.00	.236	73.0	2.874	12	6	861.1-0600-072A1-GM	★	★	★	★	6.0	.236	128	5.039	127.0	5.000	86	3.386	1.0	.039	20	290	COROMANT
6.00	.236	91.0	3.583	15	6	861.1-0600-090A1-GM	★	★	★	★	6.0	.236	150	5.906	149.0	5.866	108	4.252	1.0	.039	20	290	COROMANT
6.00	.236	121.0	4.764	20	6	861.1-0600-120A1-GM	★	★	★	★	6.0	.236	180	7.087	179.0	7.047	138	5.433	1.0	.039	20	290	COROMANT
6.00	.236	181.0	7.126	30	6	861.1-0600-180A1-GM	★	★	★	★	6.0	.236	240	9.449	239.0	9.409	198	7.795	1.0	.039	20	290	COROMANT
6.10	.240	74.2	2.921	12	8	861.1-0610-073A1-GM	★	★	★	★	8.0	.315	158	6.220	157.0	6.181	116	4.567	1.0	.039	20	290	COROMANT
6.20	.244	75.4	2.969	12	8	861.1-0620-074A1-GM	★	★	★	★	8.0	.315	158	6.220	157.0	6.181	116	4.567	1.0	.039	20	290	COROMANT
6.30	.248	76.6	3.016	12	8	861.1-0630-076A1-GM	★	★	★	★	8.0	.315	158	6.220	157.0	6.181	116	4.567	1.0	.039	20	290	COROMANT
6.35	.250	77.2	3.039	12	8	861.1-0635-076A1-GM	★	★	★	★	8.0	.315	158	6.220	157.0	6.181	116	4.567	1.0	.039	20	290	COROMANT
6.35	.250	96.3	3.791	15	8	861.1-0635-095A1-GM	★	★	★	★	8.0	.315	156	6.142	155.3	6.114	114	4.488	1.0	.039	20	290	COROMANT
6.35	.250	128.0	5.039	20	8	861.1-0635-127A1-GM	★	★	★	★	8.0	.315	188	7.402	187.0	7.362	146	5.748	1.0	.039	20	290	COROMANT
6.35	.250	191.5	7.539	30	8	861.1-0635-191A1-GM	★	★	★	★	8.0	.315	252	9.921	250.5	9.862	210	8.268	1.0	.039	20	290	COROMANT
6.50	.256	79.1	3.114	12	8	861.1-0650-078A1-GM	★	★	★	★	8.0	.315	158	6.220	156.9	6.177	116	4.567	1.1	.043	20	290	COROMANT
6.50	.256	98.6	3.882	15	8	861.1-0650-098A1-GM	★	★	★	★	8.0	.315	159	6.260	157.9	6.217	117	4.606	1.1	.043	20	290	COROMANT
6.50	.256	131.1	5.161	20	8	861.1-0650-130A1-GM	★	★	★	★	8.0	.315	192	7.559	190.4	7.496	150	5.906	1.1	.043	20	290	COROMANT
6.50	.256	196.1	7.720	30	8	861.1-0650-195A1-GM	★	★	★	★	8.0	.315	257	10.118	255.4	10.055	215	8.465	1.1	.043	20	290	COROMANT
6.60	.260	80.3	3.161	12	8	861.1-0660-079A1-GM	★	★	★	★	8.0	.315	158	6.220	156.9	6.177	116	4.567	1.1	.043	20	290	COROMANT
6.70	.264	81.5	3.209	12	8	861.1-0670-080A1-GM	★	★	★	★	8.0	.315	158	6.220	156.9	6.177	116	4.567	1.1	.043	20	290	COROMANT
6.75	.266	82.1	3.232	12	8	861.1-0675-081A1-GM	★	★	★	★	8.0	.315	158	6.220	156.9	6.177	116	4.567	1.1	.043	20	290	COROMANT
6.75	.266	102.3	4.028	15	8	861.1-0675-101A1-GM	★	★	★	★	8.0	.315	163	6.417	162.3	6.390	121	4.764	1.1	.043	20	290	COROMANT
6.75	.266	136.0	5.354	20	8	861.1-0675-135A1-GM	★	★	★	★	8.0	.315	197	7.756	196.1	7.720	155	6.102	1.1	.043	20	290	COROMANT
6.75	.266	203.5	8.012	30	8	861.1-0675-202A1-GM	★	★	★	★	8.0	.315	265	10.433	263.5	10.374	223	8.780	1.1	.043	20	290	COROMANT
6.80	.268	82.7	3.256	12	8	861.1-0680-082A1-GM	★	★	★	★	8.0	.315	158	6.220	156.9	6.177	116	4.567	1.1	.043	20	290	COROMANT
6.80	.268	103.1	4.059	15	8	861.1-0680-102A1-GM	★	★	★	★	8.0	.315	164	6.457	163.3	6.429	122	4.803	1.1	.043	20	290	COROMANT
6.80	.268	137.1	5.398	20	8	861.1-0680-136A1-GM	★	★	★	★	8.0	.315	198	7.795	197.3	7.768	156	6.142	1.1	.043	20	290	COROMANT
6.90	.272	83.9	3.303	12	8	861.1-0690-083A1-GM	★	★	★	★	8.0	.315	158	6.220	156.9	6.177	116	4.567	1.1	.043	20	290	COROMANT
7.00	.276	85.1	3.350	12	8	861.1-0700-084A1-GM	★	★	★	★	8.0	.315	158	6.220	156.9	6.177	116	4.567	1.1	.043	20	290	COROMANT
7.00	.276	106.1	4.177	15	8	861.1-0700-105A1-GM	★	★	★	★	8.0	.315	168	6.614	166.9	6.571	126	4.961	1.1	.043	20	290	COROMANT
7.00	.276	141.1	5.555	20	8	861.1-0700-140A1-GM	★	★	★	★	8.0	.315	203	7.992	201.9	7.949	161	6.339	1.1	.043	20	290	COROMANT
7.00	.276	211.1	8.311	30	8	861.1-0700-210A1-GM	★	★	★	★	8.0	.315	273	10.748	271.9	10.705	231	9.094	1.1	.043	20	290	COROMANT

B84 E9 E28 E14

CoroDrill® 861, punta in metallo duro integrale

Per applicazioni su diversi materiali

Punta per fori profondi - adduzione interna di refrigerante

TCHA H9
SIG 140°

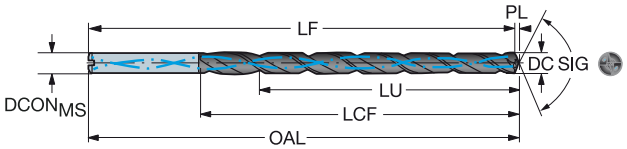

Dimensioni in mm e pollici

DC	DC"	LU	LU"	ULDR	CZC_{MS}	Codice di ordinazione	P GC34	M GC34	K GC34	N GC34	$DCON_{MS}$	$DCON_{MS}$"	OAL	OAL"	LF	LF"	LCF	LCF"	PL	PL"	BAR	PSI	BSG
7.14	.281	86.9	3.421	12	8	861.1-0714-086A1-GM	★	★	★	★	8.0	.315	158	6.220	156.8	6.173	116	4.567	1.2	.047	20	290	COROMANT
7.14	.281	108.3	4.264	15	8	861.1-0714-107A1-GM	★	★	★	★	8.0	.315	171	6.732	169.4	6.669	129	5.079	1.2	.047	20	290	COROMANT
7.14	.281	144.1	5.673	20	8	861.1-0714-143A1-GM	★	★	★	★	8.0	.315	206	8.110	205.1	8.075	164	6.457	1.2	.047	20	290	COROMANT
7.14	.281	215.5	8.484	30	8	861.1-0714-214A1-GM	★	★	★	★	8.0	.315	278	10.945	276.6	10.890	236	9.291	1.2	.047	20	290	COROMANT
7.40	.291	90.0	3.543	12	8	861.1-0740-089A1-GM	★	★	★	★	8.0	.315	158	6.220	156.8	6.173	116	4.567	1.2	.047	20	290	COROMANT
7.50	.295	91.2	3.591	12	8	861.1-0750-090A1-GM	★	★	★	★	8.0	.315	158	6.220	156.8	6.173	116	4.567	1.2	.047	20	290	COROMANT
7.50	.295	113.7	4.476	15	8	861.1-0750-113A1-GM	★	★	★	★	8.0	.315	177	6.969	175.8	6.921	135	5.315	1.2	.047	20	290	COROMANT
7.50	.295	151.2	5.953	20	8	861.1-0750-150A1-GM	★	★	★	★	8.0	.315	215	8.465	213.3	8.398	173	6.811	1.2	.047	20	290	COROMANT
7.50	.295	226.2	8.906	30	8	861.1-0750-225A1-GM	★	★	★	★	8.0	.315	290	11.417	288.3	11.350	248	9.764	1.2	.047	20	290	COROMANT
7.60	.299	92.4	3.638	12	8	861.1-0760-091A1-GM	★	★	★	★	8.0	.315	158	6.220	156.8	6.173	116	4.567	1.2	.047	20	290	COROMANT
7.70	.303	93.7	3.689	12	8	861.1-0770-092A1-GM	★	★	★	★	8.0	.315	158	6.220	156.7	6.169	116	4.567	1.3	.051	20	290	COROMANT
7.80	.307	94.9	3.736	12	8	861.1-0780-094A1-GM	★	★	★	★	8.0	.315	158	6.220	156.7	6.169	116	4.567	1.3	.051	20	290	COROMANT
7.94	.313	96.6	3.803	12	8	861.1-0794-095A1-GM	★	★	★	★	8.0	.315	158	6.220	156.7	6.169	116	4.567	1.3	.051	20	290	COROMANT
7.94	.313	120.4	4.740	15	8	861.1-0794-119A1-GM	★	★	★	★	8.0	.315	185	7.283	183.6	7.228	143	5.630	1.3	.051	20	290	COROMANT
7.94	.313	160.1	6.303	20	8	861.1-0794-159A1-GM	★	★	★	★	8.0	.315	225	8.858	223.3	8.791	183	7.205	1.3	.051	20	290	COROMANT
7.94	.313	239.4	9.425	30	8	861.1-0794-238A1-GM	★	★	★	★	8.0	.315	304	11.969	302.7	11.917	262	10.315	1.3	.051	20	290	COROMANT
8.00	.315	97.3	3.831	12	8	861.1-0800-096A1-GM	★	★	★	★	8.0	.315	158	6.220	156.7	6.169	116	4.567	1.3	.051	20	290	COROMANT
8.00	.315	121.3	4.776	15	8	861.1-0800-120A1-GM	★	★	★	★	8.0	.315	186	7.323	184.7	7.272	144	5.669	1.3	.051	20	290	COROMANT
8.00	.315	161.3	6.350	20	8	861.1-0800-160A1-GM	★	★	★	★	8.0	.315	226	8.898	224.7	8.846	184	7.244	1.3	.051	20	290	COROMANT
8.00	.315	241.3	9.500	30	8	861.1-0800-240A1-GM	★	★	★	★	8.0	.315	306	12.047	304.7	11.996	264	10.394	1.3	.051	20	290	COROMANT
8.10	.319	98.5	3.878	12	10	861.1-0810-097A1-GM	★	★	★	★	10.0	.394	192	7.559	190.7	7.508	146	5.748	1.3	.051	20	290	COROMANT
8.20	.323	99.7	3.925	12	10	861.1-0820-098A1-GM	★	★	★	★	10.0	.394	192	7.559	190.7	7.508	146	5.748	1.3	.051	20	290	COROMANT
8.33	.328	101.4	3.992	12	10	861.1-0833-100A1-GM	★	★	★	★	10.0	.394	192	7.559	190.6	7.504	146	5.748	1.4	.055	20	290	COROMANT
8.40	.331	102.2	4.024	12	10	861.1-0840-101A1-GM	★	★	★	★	10.0	.394	192	7.559	190.6	7.504	146	5.748	1.4	.055	20	290	COROMANT
8.50	.335	103.4	4.071	12	10	861.1-0850-102A1-GM	★	★	★	★	10.0	.394	192	7.559	190.6	7.504	146	5.748	1.4	.055	20	290	COROMANT
8.50	.335	128.9	5.075	15	10	861.1-0850-128A1-GM	★	★	★	★	10.0	.394	199	7.835	197.6	7.780	153	6.024	1.4	.055	20	290	COROMANT
8.50	.335	171.4	6.748	20	10	861.1-0850-170A1-GM	★	★	★	★	10.0	.394	242	9.528	240.1	9.453	196	7.717	1.4	.055	20	290	COROMANT
8.60	.339	104.6	4.118	12	10	861.1-0860-103A1-GM	★	★	★	★	10.0	.394	192	7.559	190.6	7.504	146	5.748	1.4	.055	20	290	COROMANT
8.70	.343	105.8	4.165	12	10	861.1-0870-104A1-GM	★	★	★	★	10.0	.394	192	7.559	190.6	7.504	146	5.748	1.4	.055	20	290	COROMANT
8.73	.344	106.2	4.181	12	10	861.1-0873-105A1-GM	★	★	★	★	10.0	.394	192	7.559	190.6	7.504	146	5.748	1.4	.055	20	290	COROMANT
8.80	.346	107.0	4.213	12	10	861.1-0880-106A1-GM	★	★	★	★	10.0	.394	192	7.559	190.6	7.504	146	5.748	1.4	.055	20	290	COROMANT
9.00	.354	109.5	4.311	12	10	861.1-0900-108A1-GM	★	★	★	★	10.0	.394	192	7.559	190.5	7.500	146	5.748	1.5	.059	20	290	COROMANT
9.00	.354	136.5	5.374	15	10	861.1-0900-135A1-GM	★	★	★	★	10.0	.394	208	8.189	206.5	8.130	162	6.378	1.5	.059	20	290	COROMANT
9.00	.354	181.5	7.146	20	10	861.1-0900-180A1-GM	★	★	★	★	10.0	.394	253	9.961	251.5	9.902	207	8.150	1.5	.059	20	290	COROMANT
9.13	.359	111.0	4.370	12	10	861.1-0913-110A1-GM	★	★	★	★	10.0	.394	192	7.559	190.5	7.500	146	5.748	1.5	.059	20	290	COROMANT
9.30	.366	113.1	4.453	12	10	861.1-0930-112A1-GM	★	★	★	★	10.0	.394	192	7.559	190.5	7.500	146	5.748	1.5	.059	20	290	COROMANT
9.50	.374	115.6	4.551	12	10	861.1-0950-114A1-GM	★	★	★	★	10.0	.394	192	7.559	190.4	7.496	146	5.748	1.6	.063	20	290	COROMANT
9.50	.374	144.1	5.673	15	10	861.1-0950-143A1-GM	★	★	★	★	10.0	.394	217	8.543	215.4	8.480	171	6.732	1.6	.063	20	290	COROMANT
9.50	.374	191.6	7.543	20	10	861.1-0950-190A1-GM	★	★	★	★	10.0	.394	265	10.433	262.9	10.350	219	8.622	1.6	.063	20	290	COROMANT
9.53	.375	115.9	4.563	12	10	861.1-0953-114A1-GM	★	★	★	★	10.0	.394	192	7.559	190.4	7.496	146	5.748	1.6	.063	20	290	COROMANT
9.53	.375	144.4	5.685	15	10	861.1-0953-143A1-GM	★	★	★	★	10.0	.394	217	8.543	215.9	8.500	171	6.732	1.6	.063	20	290	COROMANT
9.53	.375	192.1	7.563	20	10	861.1-0953-191A1-GM	★	★	★	★	10.0	.394	265	10.433	263.5	10.374	219	8.622	1.6	.063	20	290	COROMANT
9.80	.386	119.2	4.693	12	10	861.1-0980-118A1-GM	★	★	★	★	10.0	.394	192	7.559	190.4	7.496	146	5.748	1.6	.063	20	290	COROMANT
9.92	.391	120.7	4.752	12	10	861.1-0992-119A1-GM	★	★	★	★	10.0	.394	192	7.559	190.4	7.496	146	5.748	1.6	.063	20	290	COROMANT
10.00	.394	121.6	4.787	12	10	861.1-1000-120A1-GM	★	★	★	★	10.0	.394	192	7.559	190.4	7.496	146	5.748	1.6	.063	20	290	COROMANT
10.00	.394	151.6	5.969	15	10	861.1-1000-150A1-GM	★	★	★	★	10.0	.394	226	8.898	224.4	8.835	180	7.087	1.6	.063	20	290	COROMANT
10.00	.394	201.6	7.937	20	10	861.1-1000-200A1-GM	★	★	★	★	10.0	.394	276	10.866	274.4	10.803	230	9.055	1.6	.063	20	290	COROMANT
10.20	.402	124.1	4.886	12	12	861.1-1020-122A1-GM	★	★	★	★	12.0	.472	228	8.976	226.3	8.909	176	6.929	1.7	.067	20	290	COROMANT
10.30	.406	125.3	4.933	12	12	861.1-1030-124A1-GM	★	★	★	★	12.0	.472	228	8.976	226.3	8.909	176	6.929	1.7	.067	20	290	COROMANT
10.32	.406	125.5	4.941	12	12	861.1-1032-124A1-GM	★	★	★	★	12.0	.472	228	8.976	226.3	8.909	176	6.929	1.7	.067	20	290	COROMANT
10.40	.409	126.5	4.980	12	12	861.1-1040-125A1-GM	★	★	★	★	12.0	.472	228	8.976	226.3	8.909	176	6.929	1.7	.067	20	290	COROMANT

B84 E9 E28 E14

ITA

CoroDrill® 861, punta in metallo duro integrale

Per applicazioni su diversi materiali

Punta per fori profondi - adduzione interna di refrigerante

TCHA H9
SIG 140°

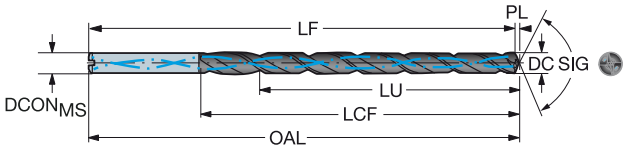

Dimensioni in mm e pollici

DC	DC"	LU	LU"	ULDR	CZC_{MS}	Codice di ordinazione	P GC34	M GC34	K GC34	N GC34	$DCON_{MS}$	$DCON_{MS}$"	OAL	OAL"	LF	LF"	LCF	LCF"	PL	PL"	BAR	PSI	BSG
10.50	.413	127.7	5.028	12	12	861.1-1050-126A1-GM	★	★	★	★	12.0	.472	228	8.976	226.3	8.909	176	6.929	1.7	.067	20	290	COROMANT
10.50	.413	159.2	6.268	15	12	861.1-1050-158A1-GM	★	★	★	★	12.0	.472	240	9.449	238.3	9.382	189	7.441	1.7	.067	20	290	COROMANT
10.50	.413	211.7	8.335	20	12	861.1-1050-210A1-GM	★	★	★	★	12.0	.472	293	11.535	290.8	11.449	242	9.528	1.7	.067	20	290	COROMANT
10.72	.422	130.3	5.130	12	12	861.1-1072-129A1-GM	★	★	★	★	12.0	.472	228	8.976	226.2	8.906	176	6.929	1.8	.071	20	290	COROMANT
11.00	.433	133.8	5.268	12	12	861.1-1100-132A1-GM	★	★	★	★	12.0	.472	228	8.976	226.2	8.906	176	6.929	1.8	.071	20	290	COROMANT
11.00	.433	166.8	6.567	15	12	861.1-1100-165A1-GM	★	★	★	★	12.0	.472	249	9.803	247.2	9.732	198	7.795	1.8	.071	20	290	COROMANT
11.00	.433	221.8	8.732	20	12	861.1-1100-220A1-GM	★	★	★	★	12.0	.472	304	11.969	302.2	11.898	253	9.961	1.8	.071	20	290	COROMANT
11.11	.437	135.2	5.323	12	12	861.1-1111-133A1-GM	★	★	★	★	12.0	.472	228	8.976	226.2	8.906	176	6.929	1.8	.071	20	290	COROMANT
11.11	.437	168.5	6.634	15	12	861.1-1111-167A1-GM	★	★	★	★	12.0	.472	251	9.882	249.2	9.811	200	7.874	1.8	.071	20	290	COROMANT
11.11	.437	224.1	8.823	20	12	861.1-1111-222A1-GM	★	★	★	★	12.0	.472	307	12.087	304.8	12.000	256	10.079	1.8	.071	20	290	COROMANT
11.20	.441	136.2	5.362	12	12	861.1-1120-134A1-GM	★	★	★	★	12.0	.472	228	8.976	226.2	8.906	176	6.929	1.8	.071	20	290	COROMANT
11.50	.453	139.9	5.508	12	12	861.1-1150-138A1-GM	★	★	★	★	12.0	.472	228	8.976	226.1	8.902	176	6.929	1.9	.075	20	290	COROMANT
11.50	.453	174.4	6.866	15	12	861.1-1150-173A1-GM	★	★	★	★	12.0	.472	258	10.158	256.1	10.083	207	8.150	1.9	.075	20	290	COROMANT
11.50	.453	231.9	9.130	20	12	861.1-1150-230A1-GM	★	★	★	★	12.0	.472	316	12.441	313.6	12.347	265	10.433	1.9	.075	20	290	COROMANT
11.80	.465	143.5	5.650	12	12	861.1-1180-142A1-GM	★	★	★	★	12.0	.472	228	8.976	226.1	8.902	176	6.929	1.9	.075	20	290	COROMANT
12.00	.472	146.0	5.748	12	12	861.1-1200-144A1-GM	★	★	★	★	12.0	.472	228	8.976	226.0	8.898	176	6.929	2.0	.079	20	290	COROMANT
12.00	.472	182.0	7.165	15	12	861.1-1200-180A1-GM	★	★	★	★	12.0	.472	267	10.512	265.0	10.433	216	8.504	2.0	.079	20	290	COROMANT
12.00	.472	242.0	9.528	20	12	861.1-1200-240A1-GM	★	★	★	★	12.0	.472	327	12.874	325.0	12.795	276	10.866	2.0	.079	20	290	COROMANT
12.30	.484	149.7	5.894	12	14	861.1-1230-148A1-GM	★	★	★	★	14.0	.551	258	10.158	256.0	10.079	207	8.150	2.0	.079	20	290	COROMANT
12.50	.492	152.0	5.984	12	14	861.1-1250-150A1-GM	★	★	★	★	14.0	.551	258	10.158	256.0	10.079	207	8.150	2.0	.079	20	290	COROMANT
12.70	.500	154.5	6.083	12	14	861.1-1270-152A1-GM	★	★	★	★	14.0	.551	258	10.158	255.9	10.075	207	8.150	2.1	.083	20	290	COROMANT
13.00	.512	158.1	6.224	12	14	861.1-1300-156A1-GM	★	★	★	★	14.0	.551	258	10.158	255.9	10.075	207	8.150	2.1	.083	20	290	COROMANT
13.10	.516	159.3	6.272	12	14	861.1-1310-157A1-GM	★	★	★	★	14.0	.551	258	10.158	255.9	10.075	207	8.150	2.1	.083	20	290	COROMANT
13.50	.531	164.2	6.465	12	14	861.1-1350-162A1-GM	★	★	★	★	14.0	.551	258	10.158	255.8	10.071	207	8.150	2.2	.087	20	290	COROMANT
13.89	.547	169.0	6.654	12	14	861.1-1389-167A1-GM	★	★	★	★	14.0	.551	258	10.158	255.7	10.067	207	8.150	2.3	.091	20	290	COROMANT
14.00	.551	170.3	6.705	12	14	861.1-1400-168A1-GM	★	★	★	★	14.0	.551	258	10.158	255.7	10.067	207	8.150	2.3	.091	20	290	COROMANT
14.50	.571	176.4	6.945	12	16	861.1-1450-174A1-GM	★	★	★	★	16.0	.630	291	11.457	288.6	11.362	236	9.291	2.4	.094	20	290	COROMANT
15.00	.591	182.5	7.185	12	16	861.1-1500-180A1-GM	★	★	★	★	16.0	.630	291	11.457	288.5	11.358	236	9.291	2.5	.098	20	290	COROMANT
15.50	.610	188.5	7.421	12	16	861.1-1550-186A1-GM	★	★	★	★	16.0	.630	291	11.457	288.5	11.358	236	9.291	2.5	.098	20	290	COROMANT
15.88	.625	193.1	7.602	12	16	861.1-1588-191A1-GM	★	★	★	★	16.0	.630	291	11.457	288.4	11.354	236	9.291	2.6	.102	20	290	COROMANT
16.00	.630	194.6	7.661	12	16	861.1-1600-192A1-GM	★	★	★	★	16.0	.630	291	11.457	288.4	11.354	236	9.291	2.6	.102	20	290	COROMANT

B84 E9 E28 E14

CoroDrill® 862

Micropunte in metallo duro integrale con adduzione interna di refrigerante

Applicazione

- Tolleranza ottenibile del foro: H8–H9
- Adatte per tutti i materiali
- Lunghezze della punta: 8-12 × il diametro della punta

O C

Campi di applicazioni ISO:

P M K N S

Vantaggi e caratteristiche

- Alte prestazioni su acciaio, acciaio inossidabile, ghisa e alluminio
- Geometria dell'utensile e trattamento della superficie favoriscono l'efficace asportazione dei trucioli
- Buone prestazioni di entrata ed uscita dal foro, tolleranze strette
- La geometria ACM (Advanced Chip Management) delle scanalature favorisce la formazione di trucioli piccoli e facilmente gestibili
- La particolare geometria della punta riduce le forze di spinta
- La superficie liscia consente una rapida ed efficace evacuazione truciolo
- I fori interni di adduzione del refrigerante indirizzano il liquido direttamente all'estremità della punta, anche nei fori profondi

www.sandvik.coromant.com/corodrill862

Suggerimenti

Utilizzare CoroChuck 930 con CoroDrill 862 per mantenere efficiente la produzione grazie a operazioni rapide e semplici di setup e cambio utensile.

ITA

CoroDrill® 862, punta in metallo duro integrale

Per applicazioni su diversi materiali

Adduzione interna di refrigerante

TCHA H9
SIG 140°

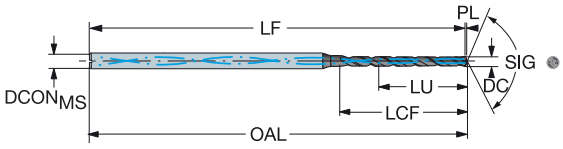

DC	DC"	LU	LU"	ULDR	CZC_{MS}	Codice di ordinazione	P GC34	M GC34	K GC34	N GC34	S GC34	$DCON_{MS}$	$DCON_{MS}$"	OAL	OAL"	LF	LF"	LCF	LCF"	PL	PL"	BAR	PSI	BSG
Dimensioni in mm e pollici																								
1.85	.073	14.5	.571	7	3	862.1-0185-015A1-GM	★	★	★	★	★	3.0	.118	73	2.874	72.7	2.862	20	.787	0.3	.012	40	580	COROMANT
1.85	.073	22.5	.886	12	3	862.1-0185-022A1-GM	★	★	★	★	★	3.0	.118	73	2.874	72.7	2.862	30	1.181	0.3	.012	40	580	COROMANT
1.90	.075	14.3	.563	7	3	862.1-0190-015A1-GM	★	★	★	★	★	3.0	.118	73	2.874	72.7	2.862	20	.787	0.3	.012	40	580	COROMANT
1.90	.075	23.1	.909	12	3	862.1-0190-023A1-GM	★	★	★	★	★	3.0	.118	73	2.874	72.7	2.862	30	1.181	0.3	.012	40	580	COROMANT
1.98	.078	14.2	.559	7	3	862.1-0198-016A1-GM	★	★	★	★	★	3.0	.118	73	2.874	72.7	2.862	20	.787	0.3	.012	40	580	COROMANT
1.98	.078	24.0	.945	12	3	862.1-0198-024A1-GM	★	★	★	★	★	3.0	.118	73	2.874	72.7	2.862	30	1.181	0.3	.012	40	580	COROMANT
2.00	.079	16.3	.642	8	3	862.1-0200-016A1-GM	★	★	★	★	★	3.0	.118	73	2.874	72.7	2.862	22	.866	0.3	.012	40	580	COROMANT
2.00	.079	24.3	.957	12	3	862.1-0200-024A1-GM	★	★	★	★	★	3.0	.118	73	2.874	72.7	2.862	32	1.260	0.3	.012	40	580	COROMANT
2.05	.081	16.7	.657	8	3	862.1-0205-016A1-GM	★	★	★	★	★	3.0	.118	73	2.874	72.7	2.862	22	.866	0.3	.012	40	580	COROMANT
2.05	.081	24.9	.980	12	3	862.1-0205-025A1-GM	★	★	★	★	★	3.0	.118	73	2.874	72.7	2.862	32	1.260	0.3	.012	40	580	COROMANT
2.08	.082	16.8	.661	8	3	862.1-0208-017A1-GM	★	★	★	★	★	3.0	.118	73	2.874	72.7	2.862	22	.866	0.3	.012	40	580	COROMANT
2.08	.082	25.3	.996	12	3	862.1-0208-025A1-GM	★	★	★	★	★	3.0	.118	73	2.874	72.7	2.862	32	1.260	0.3	.012	40	580	COROMANT
2.10	.083	16.8	.661	8	3	862.1-0210-017A1-GM	★	★	★	★	★	3.0	.118	73	2.874	72.7	2.862	22	.866	0.3	.012	40	580	COROMANT
2.10	.083	25.5	1.004	12	3	862.1-0210-025A1-GM	★	★	★	★	★	3.0	.118	73	2.874	72.7	2.862	32	1.260	0.3	.012	40	580	COROMANT
2.15	.085	16.6	.654	7	3	862.1-0215-017A1-GM	★	★	★	★	★	3.0	.118	73	2.874	72.6	2.858	22	.866	0.4	.016	40	580	COROMANT
2.15	.085	26.2	1.032	12	3	862.1-0215-026A1-GM	★	★	★	★	★	3.0	.118	73	2.874	72.6	2.858	32	1.260	0.4	.016	40	580	COROMANT
2.18	.086	16.6	.654	7	3	862.1-0218-017A1-GM	★	★	★	★	★	3.0	.118	73	2.874	72.6	2.858	22	.866	0.4	.016	40	580	COROMANT
2.20	.087	16.5	.650	7	3	862.1-0220-018A1-GM	★	★	★	★	★	3.0	.118	73	2.874	72.6	2.858	22	.866	0.4	.016	40	580	COROMANT
2.20	.087	26.5	1.043	12	3	862.1-0220-026A1-GM	★	★	★	★	★	3.0	.118	73	2.874	72.6	2.858	32	1.260	0.4	.016	40	580	COROMANT
2.25	.089	18.4	.724	8	3	862.1-0225-018A1-GM	★	★	★	★	★	3.0	.118	78	3.071	77.6	3.055	25	.984	0.4	.016	40	580	COROMANT
2.25	.089	27.4	1.079	12	3	862.1-0225-027A1-GM	★	★	★	★	★	3.0	.118	78	3.071	77.6	3.055	36	1.417	0.4	.016	40	580	COROMANT
2.26	.089	18.5	.728	8	3	862.1-0226-018A1-GM	★	★	★	★	★	3.0	.118	78	3.071	77.6	3.055	25	.984	0.4	.016	40	580	COROMANT
2.30	.091	18.8	.740	8	3	862.1-0230-018A1-GM	★	★	★	★	★	3.0	.118	78	3.071	77.6	3.055	25	.984	0.4	.016	40	580	COROMANT
2.30	.091	28.0	1.102	12	3	862.1-0230-028A1-GM	★	★	★	★	★	3.0	.118	78	3.071	77.6	3.055	36	1.417	0.4	.016	40	580	COROMANT
2.38	.094	19.0	.748	7	3	862.1-0238-019A1-GM	★	★	★	★	★	3.0	.118	78	3.071	77.6	3.055	25	.984	0.4	.016	40	580	COROMANT
2.38	.094	29.0	1.142	12	3	862.1-0238-029A1-GM	★	★	★	★	★	3.0	.118	78	3.071	77.6	3.055	36	1.417	0.4	.016	40	580	COROMANT
2.40	.094	19.0	.748	7	3	862.1-0240-019A1-GM	★	★	★	★	★	3.0	.118	78	3.071	77.6	3.055	25	.984	0.4	.016	40	580	COROMANT
2.40	.094	29.2	1.150	12	3	862.1-0240-029A1-GM	★	★	★	★	★	3.0	.118	78	3.071	77.6	3.055	36	1.417	0.4	.016	40	580	COROMANT
2.44	.096	18.9	.744	7	3	862.1-0244-020A1-GM	★	★	★	★	★	3.0	.118	78	3.071	77.6	3.055	25	.984	0.4	.016	40	580	COROMANT
2.44	.096	29.7	1.169	12	3	862.1-0244-029A1-GM	★	★	★	★	★	3.0	.118	78	3.071	77.6	3.055	36	1.417	0.4	.016	40	580	COROMANT
2.50	.098	18.8	.740	7	3	862.1-0250-020A1-GM	★	★	★	★	★	3.0	.118	78	3.071	77.6	3.055	25	.984	0.4	.016	40	580	COROMANT
2.50	.098	29.8	1.173	11	3	862.1-0250-030A1-GM	★	★	★	★	★	3.0	.118	78	3.071	77.6	3.055	36	1.417	0.4	.016	40	580	COROMANT
2.58	.102	20.6	.811	7	3	862.1-0258-021A1-GM	★	★	★	★	★	3.0	.118	84	3.307	83.6	3.291	27	1.063	0.4	.016	40	580	COROMANT
2.58	.102	31.4	1.236	12	3	862.1-0258-031A1-GM	★	★	★	★	★	3.0	.118	84	3.307	83.6	3.291	38	1.496	0.4	.016	40	580	COROMANT
2.60	.102	20.5	.807	7	3	862.1-0260-021A1-GM	★	★	★	★	★	3.0	.118	84	3.307	83.6	3.291	27	1.063	0.4	.016	40	580	COROMANT
2.60	.102	31.5	1.240	12	3	862.1-0260-031A1-GM	★	★	★	★	★	3.0	.118	84	3.307	83.6	3.291	38	1.496	0.4	.016	40	580	COROMANT
2.64	.104	20.4	.803	7	3	862.1-0264-021A1-GM	★	★	★	★	★	3.0	.118	84	3.307	83.6	3.291	27	1.063	0.4	.016	40	580	COROMANT
2.64	.104	31.4	1.236	11	3	862.1-0264-032A1-GM	★	★	★	★	★	3.0	.118	84	3.307	83.6	3.291	38	1.496	0.4	.016	40	580	COROMANT
2.70	.106	20.3	.799	7	3	862.1-0270-022A1-GM	★	★	★	★	★	3.0	.118	84	3.307	83.6	3.291	27	1.063	0.4	.016	40	580	COROMANT
2.70	.106	31.3	1.232	11	3	862.1-0270-032A1-GM	★	★	★	★	★	3.0	.118	84	3.307	83.6	3.291	38	1.496	0.4	.016	40	580	COROMANT
2.71	.107	22.1	.870	8	3	862.1-0271-022A1-GM	★	★	★	★	★	3.0	.118	84	3.307	83.6	3.291	30	1.181	0.4	.016	40	580	COROMANT
2.80	.110	22.9	.902	8	3	862.1-0280-022A1-GM	★	★	★	★	★	3.0	.118	84	3.307	83.5	3.287	30	1.181	0.5	.020	40	580	COROMANT
2.80	.110	34.1	1.343	12	3	862.1-0280-034A1-GM	★	★	★	★	★	3.0	.118	84	3.307	83.5	3.287	42	1.654	0.5	.020	40	580	COROMANT
2.82	.111	23.0	.906	8	3	862.1-0282-023A1-GM	★	★	★	★	★	3.0	.118	84	3.307	83.5	3.287	30	1.181	0.5	.020	40	580	COROMANT
2.82	.111	34.3	1.350	12	3	862.1-0282-034A1-GM	★	★	★	★	★	3.0	.118	84	3.307	83.5	3.287	42	1.654	0.5	.020	40	580	COROMANT
2.87	.113	22.8	.898	7	3	862.1-0287-023A1-GM	★	★	★	★	★	3.0	.118	84	3.307	83.5	3.287	30	1.181	0.5	.020	40	580	COROMANT
2.87	.113	34.8	1.370	12	3	862.1-0287-034A1-GM	★	★	★	★	★	3.0	.118	84	3.307	83.5	3.287	42	1.654	0.5	.020	40	580	COROMANT
2.90	.114	22.8	.898	7	3	862.1-0290-023A1-GM	★	★	★	★	★	3.0	.118	84	3.307	83.5	3.287	30	1.181	0.5	.020	40	580	COROMANT
2.90	.114	34.8	1.370	12	3	862.1-0290-035A1-GM	★	★	★	★	★	3.0	.118	84	3.307	83.5	3.287	42	1.654	0.5	.020	40	580	COROMANT
2.95	.116	22.6	.890	7	3	862.1-0295-024A1-GM	★	★	★	★	★	3.0	.118	84	3.307	83.5	3.287	30	1.181	0.5	.020	40	580	COROMANT
2.95	.116	34.6	1.362	11	3	862.1-0295-035A1-GM	★	★	★	★	★	3.0	.118	84	3.307	83.5	3.287	42	1.654	0.5	.020	40	580	COROMANT

B92 E9 E28

CoroDrill® 863

Punte per macchine CNC, ADU e robot per la lavorazione di materiali per componenti aerospaziali

Applicazione

- Operazioni con macchine CNC e ADU (Advanced Drilling Unit)
- Disponibilità di opzioni in CVD, PCD e metallo duro
- Tipi di materiali: compositi, alluminio, titanio, superleghe resistenti al calore e acciaio inossidabile

O C

Campi di applicazioni ISO:

M N S O

Vantaggi e caratteristiche

- Le geometrie a bassa spinta riducono la delaminazione del foro e la formazione di bave in uscita
- Gli articoli in stock sono ideali per eseguire prove relative ad applicazioni specifiche
- La geometria della punta delle frese ottimizzate per CFRP (plastica rinforzata con fibra di carbonio) permette un'uscita ottimale da materiali CFRP unidirezionali o tissutali

www.sandvik.coromant.com/corodrill863

Gamma

- CoroDrill 863® - O: concepita per garantire lunga durata su agglomerati con CFRP
- CoroDrill 863® - OS: concepita per garantire una buona gestione dei trucioli su agglomerati con CFRP/titanio
- CoroDrill 863® - N: concepita per lavorazione ad alta velocità su agglomerati con alluminio
- CoroDrill 863® - MS: concepita per agglomerati con metallo duro

ITA

Punta in metallo duro integrale CoroDrill® 863

Per lavorazione CNC & ADU su materiali per componenti aerospaziali

Adduzione interna di refrigerante

TCDC 0-0,008
TCHA H8
TCHAL 4
TCHAU 4
SIG 135°

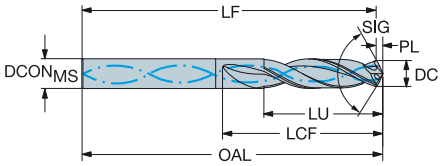

DC	DC"	LU	LU"	ULDR	CZCMS	Codice di ordinazione	N H10F	DCONMS	DCONMS"	OAL	OAL"	LF	LF"	LCF	LCF"	PL	PL"	BAR	PSI	BSG
								Dimensioni in mm e pollici												
4.83	.190	20.0	.787	4	5	863.1-0483-020A1-N	★	5.0	.197	58	2.283	56.6	2.226	28	1.102	1.5	.057	9	130	COROMANT
4.85	.191	20.0	.787	4	5	863.1-0485-020A1-N	★	5.0	.197	58	2.283	56.6	2.226	28	1.102	1.5	.057	9	130	COROMANT
6.35	.250	26.0	1.024	4	6	863.1-0635-026A1-N	★	6.0	.236	75	2.953	73.1	2.876	37	1.457	2.0	.077	9	130	COROMANT
6.37	.251	26.0	1.024	4	6	863.1-0637-026A1-N	★	6.0	.236	75	2.953	73.1	2.876	37	1.457	2.0	.077	9	130	COROMANT
7.94	.313	32.0	1.260	4	8	863.1-0794-032A1-N	★	8.0	.315	81	3.189	78.6	3.094	43	1.693	2.4	.095	9	130	COROMANT
7.97	.314	32.0	1.260	4	8	863.1-0796-032A1-N	★	8.0	.315	81	3.189	78.6	3.094	43	1.693	2.4	.095	9	130	COROMANT
9.53	.375	39.0	1.535	4	10	863.1-0953-039A1-N	★	10.0	.394	93	3.661	90.1	3.548	51	2.008	2.9	.113	9	130	COROMANT
9.55	.376	39.0	1.535	4	10	863.1-0955-039A1-N	★	10.0	.394	93	3.661	90.1	3.548	51	2.008	2.9	.113	9	130	COROMANT
11.12	.438	43.0	1.693	3	12	863.1-1112-043A1-N	★	12.0	.472	105	4.134	101.6	4.002	58	2.283	3.4	.132	9	130	COROMANT
11.14	.439	43.0	1.693	3	12	863.1-1114-043A1-N	★	12.0	.472	105	4.134	101.6	4.002	58	2.283	3.4	.132	9	130	COROMANT

TCDC 0-0,008
TCHA H8
TCHAL 4
TCHAU 4
SIG 135°

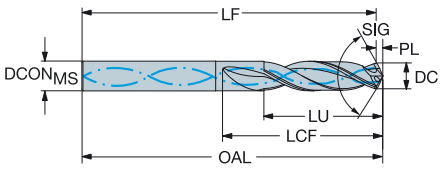

DC	DC"	LU	LU"	ULDR	CZCMS	Codice di ordinazione	N H10F	S H10F	O H10F	DCONMS	DCONMS"	OAL	OAL"	LF	LF"	LCF	LCF"	PL	PL"	BAR	PSI	BSG
										Dimensioni in mm e pollici												
4.83	.190	20.0	.787	4	5	863.1-0483-020A1-OS	☆	★	★	5.0	.197	58	2.283	55.7	2.193	28	1.102	2.3	.091	9	130	COROMANT
4.85	.191	20.0	.787	4	5	863.1-0485-020A1-OS	☆	★	★	5.0	.197	58	2.283	55.7	2.193	28	1.102	2.3	.091	9	130	COROMANT
6.35	.250	26.0	1.024	4	6	863.1-0635-026A1-OS	☆	★	★	6.0	.236	75	2.953	72.3	2.845	37	1.457	2.7	.107	9	130	COROMANT
6.37	.251	26.0	1.024	4	6	863.1-0637-026A1-OS	☆	★	★	6.0	.236	75	2.953	72.3	2.845	37	1.457	2.7	.108	9	130	COROMANT
7.94	.313	32.0	1.260	4	8	863.1-0794-032A1-OS	☆	★	★	8.0	.315	81	3.189	77.7	3.059	43	1.693	3.3	.130	9	130	COROMANT
7.97	.314	32.0	1.260	4	8	863.1-0796-032A1-OS	☆	★	★	8.0	.315	81	3.189	77.7	3.059	43	1.693	3.3	.130	9	130	COROMANT
9.53	.375	39.0	1.535	4	10	863.1-0953-039A1-OS	☆	★	★	10.0	.394	93	3.661	89.1	3.506	51	2.008	3.9	.155	9	130	COROMANT
9.55	.376	39.0	1.535	4	10	863.1-0955-039A1-OS	☆	★	★	10.0	.394	93	3.661	89.1	3.506	51	2.008	3.9	.155	9	130	COROMANT
11.12	.438	43.0	1.693	3	12	863.1-1112-043A1-OS	☆	★	★	12.0	.472	105	4.134	100.4	3.952	58	2.283	4.6	.182	9	130	COROMANT
11.14	.439	43.0	1.693	3	12	863.1-1114-043A1-OS	☆	★	★	12.0	.472	105	4.134	100.4	3.952	58	2.283	4.6	.182	9	130	COROMANT

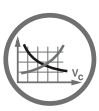

B83

E9

E28

Punta in metallo duro integrale CoroDrill® 863

Per lavorazione CNC & ADU su materiali per componenti aerospaziali

TCDC	h7
TCHA	H8
TCHAL	3
TCHAU	3
SIG	90°

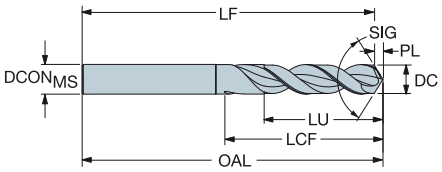

Dimensioni in mm e pollici

DC	DC"	LU	LU"	ULDR	CZC_{MS}	Codice di ordinazione	0 / N20C	$DCON_{MS}$	$DCON_{MS}$"	OAL	OAL"	LF	LF"	PL	PL"	BSG
3.30	.130	17.9	.705	5	6	**863.1-0330-017A0-O**	★	6.0	.236	66	2.598	64.6	2.543	1.4	.056	COROMANT
4.85	.191	26.3	1.035	5	6	**863.1-0485-024A0-O**	★	6.0	.236	82	3.228	79.9	3.146	2.1	.082	COROMANT
6.37	.251	34.6	1.362	5	8	**863.1-0637-032A0-O**	★	8.0	.315	91	3.583	88.3	3.475	2.7	.107	COROMANT
7.96	.313	43.2	1.701	5	8	**863.1-0796-039A0-O**	★	8.0	.315	91	3.583	87.6	3.448	3.4	.135	COROMANT
9.55	.376	51.9	2.043	5	10	**863.1-0955-048A0-O**	★	10.0	.394	103	4.055	98.9	3.894	4.1	.161	COROMANT

B83 E9

Punta in metallo duro integrale CoroDrill® 863

Per lavorazione CNC & ADU su materiali per componenti aerospaziali

Accoppiamento filettato

TCDC 0-0,008
TCHA H8
TCHAL 4
TCHAU 4
SIG 135°

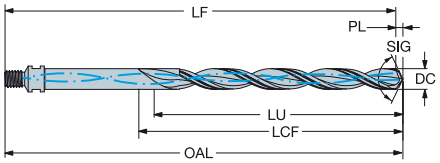

Adduzione interna di refrigerante

DC	DC"	LU	LU"	ULDR	CZC_{MS}	Codice di ordinazione	M H10F	N H10F	S H10F	OAL	OAL"	LF	LF"	LCF	LCF"	PL	PL"	BAR	PSI	BSG
4.83	.190	30.0	1.181	6	5/16-24	863.1-0483-030B1-MS	★	☆	★	152	6.000	141.9	5.586	101	4.000	1.7	.068	9	130	COROMANT
4.85	.191	30.0	1.181	6	5/16-24	863.1-0485-030B1-MS	★	☆	★	152	6.000	141.3	5.564	101	4.000	1.7	.068	9	130	COROMANT
6.35	.250	39.0	1.535	6	5/16-24	863.1-0635-039B1-MS	★	☆	★	152	6.000	141.4	5.566	101	4.000	2.2	.088	9	130	COROMANT
6.37	.251	39.0	1.535	6	5/16-24	863.1-0637-039B1-MS	★	☆	★	152	6.000	141.3	5.563	101	4.000	2.2	.088	9	130	COROMANT
7.94	.313	48.0	1.890	6	5/16-24	863.1-0794-048B1-MS	★	☆	★	152	6.000	140.8	5.544	101	4.000	2.7	.108	9	130	COROMANT
7.97	.314	48.0	1.890	6	5/16-24	863.1-0796-048B1-MS	★	☆	★	152	6.000	140.8	5.543	101	4.000	2.8	.108	9	130	COROMANT
9.53	.375	58.0	2.283	6	5/16-24	863.1-0953-058B1-MS	★	☆	★	152	6.000	140.3	5.522	101	4.000	3.3	.129	9	130	COROMANT
9.55	.376	58.0	2.283	6	5/16-24	863.1-0955-058B1-MS	★	☆	★	152	6.000	140.3	5.523	101	4.000	3.3	.129	9	130	COROMANT
11.12	.438	67.0	2.638	6	7/16-20	863.1-1112-067B1-MS	★	☆	★	152	6.000	138.1	5.438	101	4.000	3.8	.151	9	130	COROMANT
11.14	.439	67.0	2.638	6	7/16-20	863.1-1114-067B1-MS	★	☆	★	152	6.000	138.1	5.435	101	4.000	3.8	.151	9	130	COROMANT

Dimensioni in mm e pollici

TCDC 0-0,008
TCHA H8
TCHAL 4
TCHAU 4
SIG 135°

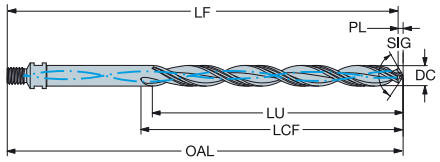

Adduzione interna di refrigerante

DC	DC"	LU	LU"	ULDR	CZC_{MS}	Codice di ordinazione	N H10F	S H10F	O H10F	OAL	OAL"	LF	LF"	LCF	LCF"	PL	PL"	BAR	PSI	BSG
4.83	.190	30.0	1.181	6	5/16-24	863.1-0483-030B1-OS	☆	★	★	152	6.000	142.3	5.600	101	4.000	1.3	.051	9	130	COROMANT
4.85	.191	30.0	1.181	6	5/16-24	863.1-0485-030B1-OS	☆	★	★	152	6.000	142.3	5.600	101	4.000	1.3	.051	9	130	COROMANT
6.35	.250	39.0	1.535	6	5/16-24	863.1-0635-039B1-OS	☆	★	★	152	6.000	141.8	5.582	101	4.000	1.8	.069	9	130	COROMANT
6.37	.251	39.0	1.535	6	5/16-24	863.1-0637-039B1-OS	☆	★	★	152	6.000	141.8	5.582	101	4.000	1.8	.069	9	130	COROMANT
7.94	.313	48.0	1.890	6	5/16-24	863.1-0794-048B1-OS	☆	★	★	152	6.000	141.3	5.564	101	4.000	2.2	.087	9	130	COROMANT
7.97	.314	48.0	1.890	6	5/16-24	863.1-0796-048B1-OS	☆	★	★	152	6.000	141.4	5.567	101	4.000	2.2	.087	9	130	COROMANT
9.53	.375	58.0	2.283	6	5/16-24	863.1-0953-058B1-OS	☆	★	★	152	6.000	140.9	5.548	101	4.000	2.7	.106	9	130	COROMANT
9.55	.376	58.0	2.283	6	5/16-24	863.1-0955-058B1-OS	☆	★	★	152	6.000	140.9	5.546	101	4.000	2.7	.106	9	130	COROMANT
11.12	.438	67.0	2.638	6	7/16-20	863.1-1112-067B1-OS	☆	★	★	152	6.000	138.8	5.465	101	4.000	3.1	.120	9	130	COROMANT
11.14	.439	67.0	2.638	6	7/16-20	863.1-1114-067B1-OS	☆	★	★	152	6.000	138.8	5.466	101	4.000	3.1	.120	9	130	COROMANT

Dimensioni in mm e pollici

B83 E9 E28

CoroDrill® 452

Punte in metallo duro integrale, alesatori e svasatori

Applicazione

- Macchine manuali portatili
- Fori per rivetti e bulloni nei componenti aerospaziali
- Plastiche rinforzate con fibra di carbonio (CFRP)
- Materiali in plastica rinforzata con fibra di carbonio/agglomerati con metallo

O C

Campi di applicazioni ISO:

M N S O

Vantaggi e caratteristiche

- Tolleranze di foro strette, buona finitura superficiale
- Utensili ottimizzati per CFRP e materiali agglomerati con metallo
- Le geometrie a bassa spinta riducono il rischio di delaminazione del foro e la formazione di bave

www.sandvik.coromant.com/corodrill452

Una famiglia di utensili per fori per rivetti e bulloni. Sono disponibili opzioni come punte a gradini, alesatori e svasatori.

Gamma

- CoroDrill® 452.1-C: concepita per la foratura di agglomerati con CFRP
- CoroDrill® 452.1–CM: concepita per la foratura di agglomerati con CFRP/metallo
- CoroDrill® 452.R–CM: concepita per l'alesatura di agglomerati con CFRP/metallo
- CoroDrill® 452.C1: concepita per la svasatura di CFRP

ITA

Punta in metallo duro integrale CoroDrill® 452

Per macchine portatili

Per materiali per componenti aerospaziali

TCHA H9
SIG 118°

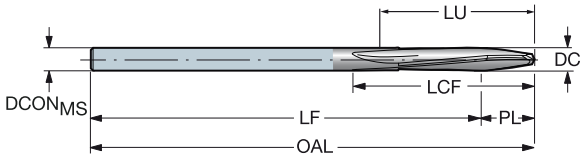

DC	DC"	LU	LU"	ULDR	CZC_{MS}	Codice di ordinazione	O / H10F	$DCON_{MS}$	$DCON_{MS}$"	OAL	OAL"	LF	LF"	LCF	LCF"	PL	PL"	BSG
								Dimensioni in mm e pollici										
2.50	.098	50.0	1.968	20	2	**452.1-0250-044A0-C**	★	2.5	.098	101	4.000	96.1	3.782	56	2.218	5.5	.218	COROMANT
3.26	.129	51.7	2.035	15	3	**452.1-0326-044A0-C**	★	3.3	.128	101	4.000	94.4	3.715	58	2.285	7.2	.285	COROMANT
4.17	.164	53.7	2.114	12	4	**452.1-0417-044A0-C**	★	4.2	.164	101	4.000	92.4	3.636	60	2.364	9.2	.364	COROMANT
4.83	.190	55.2	2.172	11	4	**452.1-0483-044A0-C**	★	4.8	.190	101	4.000	90.9	3.578	61	2.422	10.7	.422	COROMANT
5.56	.219	56.8	2.235	10	7/32	**452.1-0556-044A0-C**	★	5.6	.219	101	4.000	89.3	3.515	63	2.485	12.3	.485	COROMANT
6.35	.250	58.6	2.305	9	1/4	**452.1-0635-044A0-C**	★	6.4	.250	101	4.000	87.5	3.445	64	2.555	14.1	.555	COROMANT
7.94	.313	62.1	2.444	7	5/16	**452.1-0794-044A0-C**	★	7.9	.313	101	4.000	84.0	3.306	68	2.694	17.6	.694	COROMANT

B94 E9

Punta in metallo duro integrale CoroDrill® 452

Per macchine portatili

Per materiali per componenti aerospaziali

TCHA H9
SIG 135°

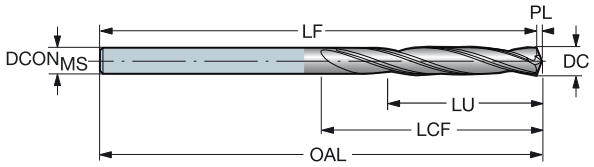

DC	DC"	LU	LU"	ULDR	CZC_{MS}	Codice di ordinazione	M H10F	N H10F	S H10F	O H10F	$DCON_{MS}$	$DCON_{MS}$"	OAL	OAL"	LF	LF"	LCF	LCF"	PL	PL"	BSG
2.50	.098	44.5	1.750	17	2	452.1-0250-044A0-CM	★	★	★	★	2.5	.098	101	4.000	101.1	3.980	50	2.000	0.5	.020	COROMANT
3.26	.129	44.5	1.750	13	3	452.1-0326-044A0-CM	★	★	★	★	3.3	.128	101	4.000	100.9	3.972	50	2.000	0.7	.027	COROMANT
4.17	.164	44.5	1.750	10	4	452.1-0417-044A0-CM	★	★	★	★	4.2	.164	101	4.000	100.7	3.965	50	2.000	0.9	.034	COROMANT
4.83	.190	44.5	1.750	9	4	452.1-0483-044A0-CM	★	★	★	★	4.8	.190	101	4.000	100.6	3.961	50	2.000	1.0	.039	COROMANT
5.56	.219	44.5	1.750	7	7/32	452.1-0556-044A0-CM	★	★	★	★	5.6	.219	101	4.000	100.5	3.955	50	2.000	1.2	.045	COROMANT
6.35	.250	44.5	1.750	6	1/4	452.1-0635-044A0-CM	★	★	★	★	6.4	.250	101	4.000	100.3	3.949	50	2.000	1.3	.052	COROMANT
7.94	.313	44.5	1.750	5	5/16	452.1-0794-044A0-CM	★	★	★	★	7.9	.313	101	4.000	100.0	3.937	50	2.000	1.6	.065	COROMANT

Dimensioni in mm e pollici

TCHA H9
SIG 135°

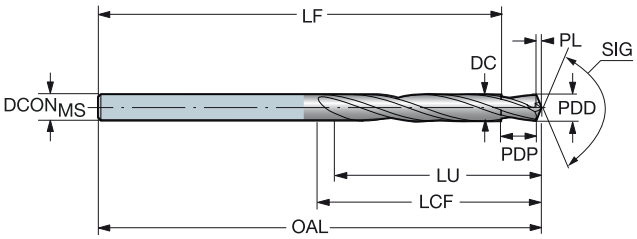

DC	DC"	LU	LU"	ULDR	CZC_{MS}	Codice di ordinazione	M H10F	N H10F	S H10F	O H10F	$DCON_{MS}$	$DCON_{MS}$"	OAL	OAL"	LF	LF"	LCF	LCF"	PL	PL"	PDD	PDD"	PDP	PDP"	BSG
4.17	.164	44.5	1.750	10	4	452.4-0417-034A0-CM	★	★	★	★	4.2	.164	101	4.000	91.3	3.594	50	2.000	0.7	.028	3.37	.133	9.53	.375	COROMANT
4.83	.190	44.5	1.752	9	4	452.4-0483-034A0-CM	★	★	★	★	4.8	.190	101	4.000	91.2	3.589	50	2.000	0.8	.033	4.06	.160	9.53	.375	COROMANT
5.56	.219	44.5	1.750	7	7/32	452.4-0556-034A0-CM	★	★	★	★	5.6	.219	101	4.000	91.0	3.583	50	2.000	1.0	.039	4.76	.188	9.53	.375	COROMANT
6.35	.250	44.5	1.750	7	1/4	452.4-0635-034A0-CM	★	★	★	★	6.4	.250	101	4.000	90.8	3.576	50	2.000	1.2	.045	5.56	.219	9.53	.375	COROMANT
7.94	.313	44.5	1.750	5	5/16	452.4-0794-034A0-CM	★	★	★	★	7.9	.313	101	4.000	90.5	3.563	50	2.000	1.5	.058	7.15	.281	9.53	.375	COROMANT

Dimensioni in mm e pollici

B94 E9

ITA

Alesatore in metallo duro integrale CoroDrill® 452

Per macchine portatili

Per materiali per componenti aerospaziali

452.R..45

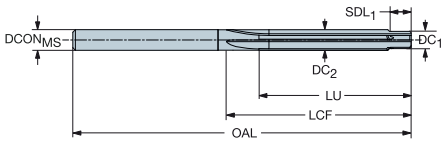

452.R..32

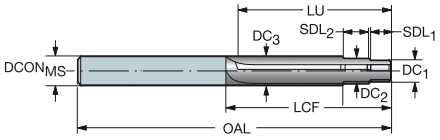

DC1	DC1"	DC2	DC2"	DC3	DC3"	LU	LU"	CZCMS	Codice di ordinazione	M H10F	N H10F	S H10F	O H10F	DCONMS	DCONMS"	OAL	OAL"	SDL1	SDL1"	SDL2	SDL2"	LCF	LCF"	BSG
Dimensioni in mm e pollici																								
3.10	.122	4.10	.161			45.00	1.772	4	452.R-0410-045A0-CM	★	★	☆	★	4.10	.161	100.00	3.937	3.74	.147			50.00	1.969	COROMANT
4.10	.161	5.10	.201			45.00	1.772	5	452.R-0510-045A0-CM	★	★	☆	★	5.10	.201	100.00	3.937	5.00	.197			50.00	1.969	COROMANT
5.10	.201	6.10	.240			45.00	1.772	6	452.R-0610-045A0-CM	★	★	☆	★	6.10	.240	100.00	3.937	6.00	.236			50.00	1.969	COROMANT
5.54	.218	6.35	.250			45.00	1.772	1/4	452.R-0635-045A0-CM	★	★	☆	★	6.35	.250	100.00	3.937	7.00	.276			50.00	1.969	COROMANT
7.13	.281	7.94	.313			45.00	1.772	5/16	452.R-0794-045A0-CM	★	★	☆	★	7.94	.313	100.00	3.937	8.00	.315			50.00	1.969	COROMANT
2.57	.101	3.35	.132	4.17	.164	50.80	2.000	4	452.R-0417-032A0-CM	★	★	☆	★	4.17	.164	101.60	4.000	6.13	.241	5.95	.234	55.88	2.200	COROMANT
3.96	.156	4.74	.187	5.56	.219	50.80	2.000	7/32	452.R-0556-032A0-CM	★	★	☆	★	5.56	.219	101.60	4.000	6.02	.237	5.95	.234	55.88	2.200	COROMANT
4.75	.187	5.54	.218	6.35	.250	50.80	2.000	1/4	452.R-0635-032A0-CM	★	★	☆	★	6.35	.250	101.60	4.000	6.35	.250	6.35	.250	55.88	2.200	COROMANT
6.34	.250	5.54	.218	7.94	.313	50.80	2.000	5/16	452.R-0794-029A0-CM	★	★	☆	★	7.94	.313	101.60	4.000	7.92	.312	7.92	.312	55.88	2.200	COROMANT

Svasatore CoroDrill® 452

Per macchine portatili

Per materiali per componenti aerospaziali

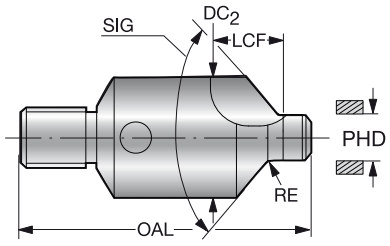

PHD	PHD"	SIG	CZCMS	Codice di ordinazione	O CD10	DC1	DC1"	DC2	DC2"	OAL	OAL"	LCF	LCF"	RE	RE"
Dimensioni in mm e pollici															
4.14	.163	100°	1/4-28	452.C1-0414-100T-C	★	4.14	.163	10.00	.393	36.00	1.417	7.85	.309	0.90	.035
4.14	.163	130°	1/4-28	452.C1-0414-130T-C	★	4.14	.163	10.00	.393	36.00	1.417	12.10	.476	0.60	.024
4.80	.189	100°	1/4-28	452.C1-0480-100T-C	★	4.80	.189	10.00	.393	36.58	1.440	7.94	.312	0.90	.035
4.80	.189	130°	1/4-28	452.C1-0480-130T-C	★	4.80	.189	10.00	.393	36.58	1.440	11.88	.467	0.60	.024
5.53	.217	100°	1/4-28	452.C1-0553-100T-C	★	5.53	.217	10.00	.393	36.58	1.440	12.01	.472	0.90	.035
5.53	.217	130°	1/4-28	452.C1-0553-130T-C	★	5.53	.217	10.00	.393	36.58	1.440	12.01	.472	0.60	.024
6.32	.249	100°	1/4-28	452.C1-0632-100T-C	★	6.32	.249	14.00	.551	37.82	1.488	14.58	.574	0.90	.035
6.32	.249	130°	1/4-28	452.C1-0632-130T-C	★	6.32	.249	14.00	.551	37.82	1.488	14.53	.572	0.60	.024
7.91	.311	100°	1/4-28	452.C1-0791-100T-C	★	7.91	.311	18.00	.708	39.73	1.564	14.58	.574	1.15	.045
7.91	.311	130°	1/4-28	452.C1-0791-130T-C	★	7.91	.311	18.00	.708	39.73	1.564	14.58	.574	0.90	.035
12.68	.499	100°	3/8-24	452.C1-1268-100T-C	★	12.68	.499	26.00	1.023	49.00	1.929	23.77	.935	1.40	.055

B94 E9

CoroDrill® 400 e CoroDrill® 430

Foratura altamente produttiva su alluminio e ghisa

Soluzioni di utensili flessibili e precise

CoroDrill® 400 con scanalatura diritta è una soluzione ottimizzata, concepita per essere ampiamente utilizzata nell'industria automobilistica. È stata sviluppata meticolosamente per rispondere a rigorose esigenze di precisione.

CoroDrill® 430 con scanalatura a spirale è una soluzione ottimizzata, concepita per essere ampiamente utilizzata nell'industria automobilistica. È stata sviluppata meticolosamente per rispondere a rigorose esigenze di alta precisione.

O C

Campi di applicazioni ISO:

N

Vantaggi e caratteristiche

- Facile asportazione dei trucioli
- Miglioramento della rettilineità del foro e della finitura superficiale grazie al doppio pattino
- Possibilità di lavorare gradini, smussi, raggio e forme
- Ricondizionamento semplice
- Consegna rapida
- Flessibilità

www.sandvik.coromant.com/corodrill400

www.sandvik.coromant.com/corodrill430

Prodotto utilizzato nell'industria automobilistica per:

Blocchi cilindro, testate cilindro, carter, fusi a snodo e cilindri freno
Leghe alluminio/silicio e tutte le qualità di ghisa, tra cui GCI, CGI e ghisa nodulare
Premaschiatura dei fori
Fori con smussi e forme a gradini

Scanalatura dritta

Per forme complesse quali multigradino con grandi differenze di diametro



Tre scanalature

Per aprire fori esistenti (carotatura)



Punta in metallo duro integrale CoroDrill® 400

Per alluminio

Adduzione interna di refrigerante

TCHA H9
SIG 135°

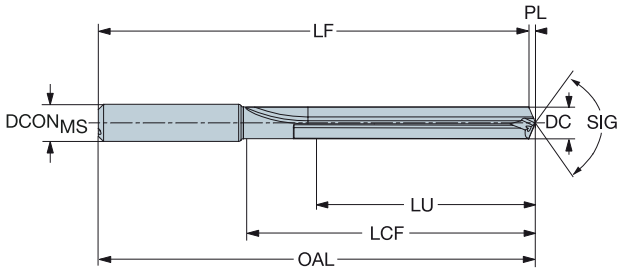

DC	DC"	LU	LU"	ULDR	CZC_{MS}	Codice di ordinazione	N		Dimensioni in mm e pollici												BAR	PSI	BSG
							N1BU	N1DU	$DCON_{MS}$	$DCON_{MS}$"	OAL	OAL"	LF	LF"	LCF	LCF"	PL	PL"	SIG				
5.00	.197	30.0	1.181	6	6	400.1-0500-030A1-NM	★	★	6.0	.236	85	3.346	84.0	3.308	45	1.785	1.0	.038	135°		20	290	COROMANT
7.00	.276	50.0	1.969	7	8	400.1-0700-050A1-NM	★	★	8.0	.315	110	4.331	108.6	4.276	68	2.695	1.4	.054	135°		20	290	COROMANT
10.20	.402	70.0	2.756	6	12	400.1-1020-070A1-NM	★	★	12.0	.472	140	5.512	138.0	5.432	92	3.652	2.0	.080	135°		20	290	COROMANT
12.50	.492	75.0	2.953	6	14	400.1-1250-075A1-NM	★	★	14.0	.551	150	5.906	147.5	5.807	100	3.956	2.5	.099	135°		20	290	COROMANT

Adduzione interna di refrigerante

TCHA H9
SIG 135°

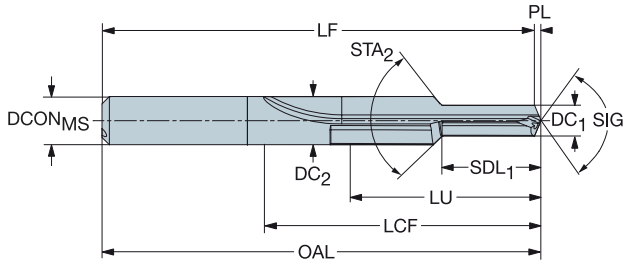

DC_1	DC_1"	DC_2	DC_2"	SDL_1	SDL_1"	STA_2	LU	LU"	CZC_{MS}	Codice di ordinazione	N		Dimensioni in mm e pollici										BAR	PSI	BSG
											N1BU	N1DU	$DCON_{MS}$	$DCON_{MS}$"	OAL	OAL"	LF	LF"	LCF	LCF"	PL	PL"	SIG				
5.00	.197	8.00	.315	15.00	.591	90°	31.0	1.220	8	400.4-0500-031A1-NM	★	★	8.0	.315	90	3.543	89.0	3.505	50	2.002	1.0	.038	135°	20	290	COROMANT
6.80	.268	10.00	.394	20.40	.803	90°	40.0	1.575	10	400.4-0680-040A1-NM	★	★	10.0	.394	105	4.134	103.7	4.081	62	2.452	1.3	.053	135°	20	290	COROMANT
8.50	.335	12.00	.472	25.50	1.004	90°	50.0	1.969	12	400.4-0850-050A1-NM	★	★	12.0	.472	125	4.921	123.3	4.855	74	2.940	1.7	.067	135°	20	290	COROMANT
10.20	.402	16.00	.630	30.60	1.205	90°	63.0	2.480	16	400.4-1020-063A1-NM	★	★	16.0	.630	145	5.709	143.0	5.629	91	3.605	2.0	.080	135°	20	290	COROMANT

Tipo di punta 4 per usare giri/min DC2 e avanzamento DC1.

B94 E9

Punta in metallo duro integrale CoroDrill® 430

Per alluminio

Adduzione interna di refrigerante

TCHA H9
SIG 135°

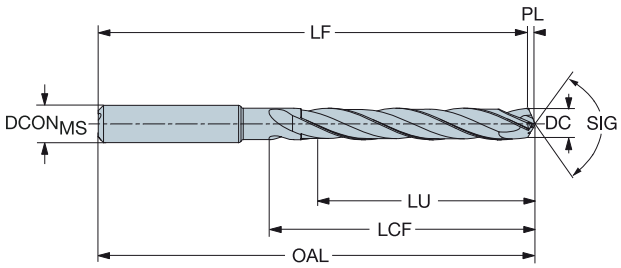

Dimensioni in mm e pollici

DC	DC"	LU	LU"	ULDR	CZC_{MS}	Codice di ordinazione	N1BU	$DCON_{MS}$	$DCON_{MS}$"	OAL	OAL"	LF	LF"	LCF	LCF"	PL	PL"	SIG	BAR	PSI	BSG
5.00	.197	30.0	1.181	6	6	**430.1-0500-030A1-NM**	★	6.0	.236	85	3.346	84.0	3.306	37	1.476	1.0	.041	135°	20	290	COROMANT
7.00	.276	50.0	1.969	7	8	**430.1-0700-050A1-NM**	★	8.0	.315	110	4.331	108.6	4.274	60	2.382	1.5	.057	135°	20	290	COROMANT
10.20	.402	70.0	2.756	6	12	**430.1-1020-070A1-NM**	★	12.0	.472	140	5.512	137.9	5.429	85	3.358	2.1	.083	135°	20	290	COROMANT
12.50	.492	75.0	2.953	6	14	**430.1-1250-075A1-NM**	★	14.0	.551	150	5.906	147.4	5.804	93	3.693	2.6	.102	135°	20	290	COROMANT

Adduzione interna di refrigerante



TCHA H9
SIG 135°

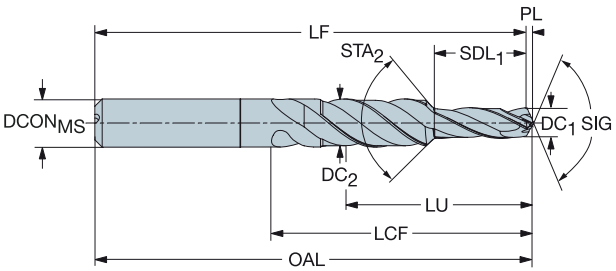

Dimensioni in mm e pollici

DC_1	DC_1"	DC_2	DC_2"	SDL_1	SDL_1 "	STA_2	LU	LU"	CZC_{MS}	Codice di ordinazione	N1BU	$DCON_{MS}$	$DCON_{MS}$"	OAL	OAL"	LF	LF"	LCF	LCF"	PL	PL"	SIG	BAR	PSI	BSG
5.00	.197	8.00	.315	15.00	.591	90°	31.0	1.220	8	**430.4-0500-031A1-NM**	★	8.0	.315	90	3.543	89.0	3.503	39	1.535	1.0	.041	135°	20	290	COROMANT
6.80	.268	10.00	.394	20.40	.803	90°	40.4	1.591	10	**430.4-0680-040A1-NM**	★	10.0	.394	105	4.134	103.6	4.078	50	1.984	1.4	.056	135°	20	290	COROMANT
8.50	.335	12.00	.472	25.50	1.004	90°	49.5	1.949	12	**430.4-0850-050A1-NM**	★	12.0	.472	125	4.921	123.2	4.852	61	2.421	1.8	.069	135°	20	290	COROMANT
10.20	.402	16.00	.630	30.60	1.205	90°	62.6	2.465	16	**430.4-1020-063A1-NM**	★	16.0	.630	145	5.709	142.9	5.626	78	3.094	2.1	.083	135°	20	290	COROMANT

Tipo di punta 4 per usare giri/min DC2 e avanzamento DC1.

B94 E9

Selezione dei dati di taglio

Formazione ed evacuazione truciolo sono problemi critici nella foratura e dipendono dal materiale del pezzo, dalla scelta della punta/geometria di inserto, dalla pressione e dal volume del refrigerante e dai dati di taglio. L'intasamento da truciolo può provocare il movimento radiale della punta e incidere, di conseguenza, su qualità del foro, durata e affidabilità della punta e rischio di rottura della punta o dell'inserto.

La formazione dei trucioli è accettabile quando i trucioli possono essere evacuati dalla punta senza ostacoli. Il modo migliore per individuarlo è ascoltare il tipo di rumore. Un suono costante significa che l'evacuazione truciolo è buona, mentre un rumore interrotto denota intasamento da truciolo. Controllare il monitor della forza di avanzamento o della potenza. In presenza di irregolarità, la ragione può essere l'intasamento da truciolo. Osservare i trucioli: se sono lunghi e piegati anziché arrotolati, si è verificato un intasamento. Osservare il foro: in presenza di intasamento da truciolo, la superficie sarà irregolare

Effetti della velocità di taglio – v_c

Velocità di taglio troppo elevata:
Rapida usura sul fianco
Deformazione plastica
Scarsa qualità e scorretta tolleranza del foro

Velocità di taglio troppo ridotta:
Tagliente di riporto
Inadeguata evacuazione truciolo
Tempi di taglio più lunghi

Effetti dell'avanzamento – f_n

Alta velocità di avanzamento:
Più difficile controllo truciolo
Tempo di taglio inferiore
Minore usura dell'utensile ma maggior rischio di rottura della punta
Ridotta qualità del foro

Velocità di avanzamento bassa:
Preferibile per i materiali a truciolo lungo
Maggiore qualità
Usura accelerata degli utensili
Tempi di taglio più lunghi

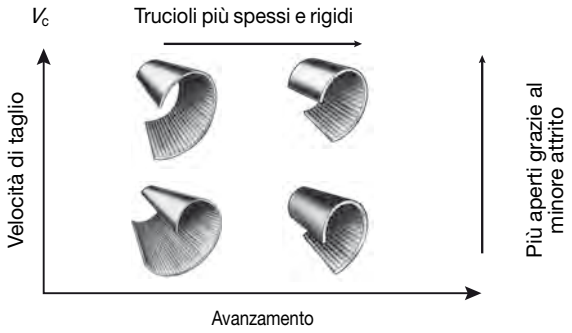

Come ottenere una buona qualità del foro

Evacuazione del truciolo
Verificare che l'evacuazione truciolo sia soddisfacente. L'intasamento da truciolo influisce su qualità del foro e affidabilità/durata utensile. La geometria di punta/inserto e i dati di taglio sono cruciali.

Stabilità, setup dell'utensile
Utilizzare la punta più corta possibile. Utilizzare un portautensili rigido e preciso, con runout minimo. Verificare che il mandrino della macchina sia in buone condizioni e correttamente allineato. Verificare che il componente sia saldamente fissato e stabile. Stabilire le velocità di avanzamento corrette per le superfici irregolari o angolari e per i fori incrociati.

CoroDrill® 860-GM

Valori in millimetri

ISO	Codice MC	Materiale	Durezza Brinell HB	Vel. di taglio, v_c (m/min)
P		**Acciaio non legato**		(min-iniziale-max)
	P1.1.Z.AN	C = 0.05-0.10%	125	120-145-170
	P1.1.Z.AN	C = 0.1-0.25%	125	120-145-170
	P1.2.Z.AN	C = 0.25-0.55%	150	100-125-150
	P1.3.Z.AN	C = 0.55-0.80%	170	100-125-150
		Acciaio ad alto tenore di carbonio		
	P1.3.Z.AN	Acciaio per utensili al carbonio	210	100-125-150
		Acciaio debolmente legato		
	P2.1.Z.AN	Non trattato	175	100-125-150
	P2.5.Z.HT.1	Bonificato	275	80-100-120
	P2.5.Z.HT.2	Bonificato	350	60-80-100
		Acciaio fortemente legato		
	P3.0.Z.AN	Ricotto	200	64-77-90
	P3.0.Z.HT.1	Acciaio per utensili bonificato	300	64-77-90
		Getti di acciaio		
	P1.5.C.UT	Acciaio non legato	150	64-77-90
	P2.6.C.UT	Debolmente legato (elementi legati < 5%)	200	64-77-90

Valori in pollici

ISO	Codice MC	Materiale	Durezza Brinell HB	Velocità di taglio (V_c), piedi/min
P		**Acciaio non legato**		(min-iniziale-max)
	P1.1.Z.AN	C = 0.05-0.10%	125	393 - 475 - 557
	P1.1.Z.AN	C = 0.1-0.25%	125	393 - 475 - 557
	P1.2.Z.AN	C = 0.25-0.55%	150	328 - 410 - 492
	P1.3.Z.AN	C = 0.55-0.80%	170	328 - 410 - 492
		Acciaio ad alto tenore di carbonio		
	P1.3.Z.AN	Acciaio per utensili al carbonio	210	328 - 410 - 492
		Acciaio debolmente legato		
	P2.1.Z.AN	Non trattato	175	328 - 410 - 492
	P2.5.Z.HT.1	Bonificato	275	262 - 328 - 393
	P2.5.Z.HT.2	Bonificato	350	196 - 262 - 328
		Acciaio fortemente legato		
	P3.0.Z.AN	Ricotto	200	209 - 252 - 295
	P3.0.Z.HT.1	Acciaio per utensili bonificato	300	209 - 252 - 295
		Getti di acciaio		
	P1.5.C.UT	Acciaio non legato	150	209 - 252 - 295
	P2.6.C.UT	Debolmente legato (elementi legati < 5%)	200	209 - 252 - 295

Valori in millimetri

ISO	Codice MC	Materiale	Durezza Brinell HB	Vel. di taglio, v_c (m/min)
M		**Acciaio inossidabile**		(min-iniziale-max)
	M1.0.Z.AQ	Austenitico	200	30-38-46
	M2.0.Z.AQ	Ni>20% superaustenitico	200	28-36-44
	M3.1.Z.AQ	Duplex (austenitico/ferritico)	230	28-35-42
	M3.2.Z.AQ	Duplex (austenitico/ferritico)	260	26-31-35
	M1.0.C.UT	Austenitico	200	28-36-44
	M2.0.C.AQ	Ni>20% superaustenitico	200	28-36-44
	M3.1.C.AQ	Ferritica	230	24-30-36

Valori in pollici

ISO	Codice MC	Materiale	Durezza Brinell HB	Velocità di taglio (V_c), piedi/min
M		**Acciaio inossidabile**		(min-iniziale-max)
	M1.0.Z.AQ	Austenitico	200	98-125-151
	M2.0.Z.AQ	Ni>20% superaustenitico	200	92-118-144
	M3.1.Z.AQ	Duplex (austenitico/ferritico)	230	92-115-138
	M3.2.Z.AQ	Duplex (austenitico/ferritico)	260	85-102-115
	M1.0.C.UT	Austenitico	200	92-118-144
	M2.0.C.AQ	Ni>20% superaustenitico	200	92-118-144
	M3.1.C.AQ	Ferritica	230	79-98-118

CoroDrill® 860-GM

Valori in millimetri

Diametro della punta, mm							
3	4	6	8	10	12	16	20
Avanzamento (f_n) mm/giro							
(min-iniziale-max)							
0.06-0.10-0.14	0.10-0.16-0.22	0.15-0.20-0.25	0.16-0.22-0.28	0.20-0.25-0.30	0.20-0.26-0.34	0.24-0.30-0.38	0.26-0.34-0.40
0.06-0.10-0.14	0.10-0.16-0.22	0.15-0.20-0.25	0.16-0.22-0.28	0.20-0.25-0.30	0.20-0.26-0.34	0.24-0.30-0.38	0.26-0.34-0.40
0.06-0.10-0.14	0.10-0.16-0.22	0.15-0.20-0.25	0.16-0.22-0.28	0.20-0.25-0.30	0.20-0.26-0.34	0.24-0.30-0.38	0.26-0.34-0.40
0.06-0.10-0.14	0.10-0.16-0.22	0.15-0.20-0.25	0.16-0.22-0.28	0.20-0.25-0.30	0.20-0.26-0.34	0.24-0.30-0.38	0.26-0.34-0.40
0.06-0.10-0.14	0.10-0.16-0.22	0.15-0.20-0.25	0.16-0.22-0.28	0.20-0.25-0.30	0.20-0.26-0.34	0.24-0.30-0.38	0.26-0.34-0.40
0.06-0.10-0.14	0.10-0.16-0.22	0.15-0.20-0.25	0.16-0.22-0.28	0.20-0.25-0.30	0.20-0.26-0.34	0.24-0.30-0.38	0.26-0.34-0.40
0.06-0.09-0.12	0.08-0.11-0.14	0.10-0.14-0.18	0.12-0.17-0.23	0.14-0.21-0.28	0.17-0.24-0.31	0.20-0.27-0.34	0.23-0.30-0.37
0.06-0.09-0.12	0.08-0.11-0.14	0.10-0.14-0.18	0.12-0.17-0.23	0.14-0.21-0.28	0.17-0.24-0.31	0.20-0.27-0.34	0.23-0.30-0.37
0.06-0.10-0.14	0.10-0.16-0.22	0.15-0.20-0.25	0.16-0.22-0.28	0.20-0.25-0.30	0.20-0.26-0.34	0.24-0.30-0.38	0.26-0.34-0.40
0.06-0.09-0.12	0.08-0.11-0.14	0.10-0.14-0.18	0.12-0.17-0.23	0.14-0.21-0.28	0.17-0.24-0.31	0.20-0.27-0.34	0.23-0.30-0.37
0.06-0.10-0.14	0.10-0.16-0.22	0.15-0.20-0.25	0.16-0.22-0.28	0.20-0.25-0.30	0.20-0.26-0.34	0.24-0.30-0.38	0.26-0.34-0.40
0.06-0.10-0.14	0.10-0.16-0.22	0.15-0.20-0.25	0.16-0.22-0.28	0.20-0.25-0.30	0.20-0.26-0.34	0.24-0.30-0.38	0.26-0.34-0.40

Valori in pollici

Diametro punta, pollici							
0.1181	0.1575	0.2362	0.315	0.3937	0.4724	0.6299	0.7874
Avanzamento (f_n), poll./giro							
(min-iniziale-max)							
.0023-.0039-.0055	.0039-.0062-.0086	.0059-.0078-.0098	.0062-.0086-.0110	.0078-.0098-.0118	.0078-.0102-.0133	.0094-.0118-.0149	.0090-.0118-.0145
.0023-.0039-.0055	.0039-.0062-.0086	.0059-.0078-.0098	.0062-.0086-.0110	.0078-.0098-.0118	.0078-.0102-.0133	.0094-.0118-.0149	.0090-.0118-.0145
.0023-.0039-.0055	.0039-.0062-.0086	.0059-.0078-.0098	.0062-.0086-.0110	.0078-.0098-.0118	.0078-.0102-.0133	.0094-.0118-.0149	.0090-.0118-.0145
.0023-.0039-.0055	.0039-.0062-.0086	.0059-.0078-.0098	.0062-.0086-.0110	.0078-.0098-.0118	.0078-.0102-.0133	.0094-.0118-.0149	.0090-.0118-.0145
.0023-.0039-.0055	.0039-.0062-.0086	.0059-.0078-.0098	.0062-.0086-.0110	.0078-.0098-.0118	.0078-.0102-.0133	.0094-.0118-.0149	.0090-.0118-.0145
.0023-.0039-.0055	.0039-.0062-.0086	.0059-.0078-.0098	.0062-.0086-.0110	.0078-.0098-.0118	.0078-.0102-.0133	.0094-.0118-.0149	.0090-.0118-.0145
.0023-.0035-.0047	.0031-.0043-.0055	.0039-.0055-.0070	.0047-.0066-.0090	.0055-.0082-.0110	.0066-.0094-.0122	.0078-.0106-.0133	.0090-.0118-.0145
.0023-.0035-.0047	.0031-.0043-.0055	.0039-.0055-.0070	.0047-.0066-.0090	.0055-.0082-.0110	.0066-.0094-.0122	.0078-.0106-.0133	.0090-.0118-.0145
.0023-.0039-.0055	.0039-.0062-.0086	.0059-.0078-.0098	.0062-.0086-.0110	.0078-.0098-.0118	.0078-.0102-.0133	.0094-.0118-.0149	.0102-.0133-.0157
.0023-.0035-.0047	.0031-.0043-.0055	.0039-.0055-.0070	.0047-.0066-.0090	.0055-.0082-.0110	.0066-.0094-.0122	.0078-.0106-.0133	.0090-.0118-.0145
.0023-.0039-.0055	.0039-.0062-.0086	.0059-.0078-.0098	.0062-.0086-.0110	.0078-.0098-.0118	.0078-.0102-.0133	.0094-.0118-.0149	.0102-.0133-.0157
.0023-.0039-.0055	.0039-.0062-.0086	.0059-.0078-.0098	.0062-.0086-.0110	.0078-.0098-.0118	.0078-.0102-.0133	.0094-.0118-.0149	.0102-.0133-.0157

Valori in millimetri

Diametro della punta, mm							
3	4	6	8	10	12	16	20
Avanzamento (f_n) mm/giro							
(min-iniziale-max)							
0.08-0.10-0.12	0.10-0.12-0.14	0.11-0.15-0.17	0.18-0.20-0.22	0.24-0.28-0.32	0.24-0.28-0.32	0.28-0.32-0.36	0.30-0.34-0.38
0.08-0.10-0.12	0.10-0.12-0.14	0.13-0.15-0.17	0.18-0.20-0.22	0.24-0.28-0.32	0.24-0.28-0.32	0.28-0.32-0.36	0.30-0.34-0.38
0.06-0.07-0.09	0.06-0.08-0.10	0.09-0.11-0.13	0.11-0.14-0.17	0.14-0.17-0.20	0.16-0.20-0.24	0.21-0.23-0.25	0.22-0.24-0.26
0.06-0.07-0.09	0.06-0.08-0.10	0.09-0.11-0.13	0.11-0.14-0.17	0.14-0.17-0.20	0.16-0.20-0.24	0.21-0.23-0.25	0.22-0.24-0.26
0.08-0.10-0.12	0.10-0.12-0.14	0.13-0.15-0.17	0.18-0.20-0.22	0.24-0.28-0.32	0.24-0.28-0.32	0.28-0.32-0.36	0.30-0.34-0.38
0.08-0.10-0.12	0.10-0.12-0.14	0.13-0.15-0.17	0.18-0.20-0.22	0.24-0.28-0.32	0.24-0.28-0.32	0.28-0.32-0.36	0.30-0.34-0.38
0.05-0.07-0.09	0.06-0.08-0.10	0.09-0.11-0.13	0.11-0.14-0.17	0.14-0.17-0.20	0.16-0.20-0.24	0.21-0.23-0.25	0.22-0.24-0.26

Valori in pollici

Diametro punta, pollici							
0.1181	0.1575	0.2362	0.315	0.3937	0.4724	0.6299	0.7874
Avanzamento f_n, pollici/giro							
(min-iniziale-max)							
.0031-.0039-.0047	.0039-.0047-.0055	.0043-.0059-.0067	.0071-.0079-.0087	.0094-.0110-.0126	.0094-.0110-.0126	.0110-.0126-.0142	.0118-.0134-.0150
.0031-.0039-.0047	.0039-.0047-.0055	.0051-.0059-.0067	.0071-.0079-.0087	.0094-0.011-.0126	.0094-.0110-.0126	.0110-.0126-.0142	.0118-.0134-.0150
.0024-.0028-.0035	.0024-.0031-.0039	.0035-.0043-.0051	.0043-.0055-.0067	.0055-.0067-.0079	.0063-.0079-.0094	.0083-.0091-.0098	.0087-.0094-.0102
.0024-.0028-.0035	.0024-.0031-.0039	.0035-.0043-.0051	.0043-.0055-.0067	.0055-.0067-.0079	.0063-.0079-.0094	.0083-.0091-.0098	.0087-.0094-.0102
.0031-.0039-.0047	.0039-.0047-.0055	.0051-.0059-.0067	.0071-.0079-.0087	.0094-.0110-.0126	.0094-.0110-.0126	.0110-.0126-.0142	.0118-.0134-.0150
.0031-.0039-.0047	.0039-.0047-.0055	.0051-.0059-.0067	.0071-.0079-.0087	.0094-.0110-.0126	.0094-.0110-.0126	.0110-.0126-.0142	.0118-.0134-.0150
.0020-.0028-.0035	.0024-.0031-.0039	.0035-.0043-.0051	.0043-.0055-.0067	.0055-.0067-.0079	.0063-.0079-.0094	.0083-.0091-.0098	.0087-.0094-.0102

CoroDrill® 860-GM

Valori in millimetri

ISO	Codice MC	Materiale	Durezza Brinell HB	Vel. di taglio, v_c (m/min)
K		**Ghisa malleabile**		(min-iniziale-max)
	K1.1.C.NS	Ferritica Perlitica	200	80-100-120
		Ghisa grigia		
	K2.1.C.UT	Bassa resistenza	180	100-120-140
	K2.2.C.UT	Alta resistenza	245	80-100-120
	K2.3.C.UT	Alta resistenza	175	100-120-140
		Ghisa nodulare		
	K3.1.C.UT	Ferritica	155	100-120-140
	K3.2.C.UT	Perlitica	215	80-100-120
	K3.3.C.UT	Perlitica	265	100-120-140
	K3.5.C.UT	Perlitica	190	100-120-140
	K5.1.C.UT	ADI	300	60-80-100

Valori in pollici

ISO	Codice MC	Materiale	Durezza Brinell HB	Velocità di taglio (V_c), piedi/min
K		**Ghisa malleabile**		(min-iniziale-max)
	K1.1.C.NS	Ferritica Perlitica	200	262-328-393
		Ghisa grigia		
	K2.1.C.UT	Bassa resistenza	180	328-393-459
	K2.2.C.UT	Alta resistenza	245	262-328-393
	K2.3.C.UT	Alta resistenza	175	328-393-459
		Ghisa nodulare		
	K3.1.C.UT	Ferritica	155	328-393-459
	K3.2.C.UT	Perlitica	215	262-328-393
	K3.3.C.UT	Perlitica	265	328-393-459
	K3.5.C.UT	Perlitica	190	328-393-459
	K5.1.C.UT	ADI	300	196-262-328

Valori in millimetri

ISO	Codice MC	Materiale	Durezza Brinell HB	Vel. di taglio, v_c (m/min)
S		**Superleghe resistenti al calore – Base nichel**		(min-iniziale-max)
	S2.0.Z.AN	Ricotte o solubilizzate	250	15-20-25
	S2.0.Z.AG	Invecchiate o solubilizzate ed invecchiate	350	10-15-20
	S2.0.C.NS	Fuse o fuse e invecchiate	320	10-15-20
		Leghe di titanio		
	S4.1.Z.UT	Austenitico	200	40-50-60
	S4.2.Z.AN	Ricotto	180	40-50-60
	S4.3.Z.AG	Leghe invecchiate	245	30-40-50

Valori in pollici

ISO	Codice MC	Materiale	Durezza Brinell HB	Velocità di taglio (V_c), piedi/min
S		**Superleghe resistenti al calore – Base nichel**		(min-iniziale-max)
	S2.0.Z.AN	Ricotte o solubilizzate	250	49-65-82
	S2.0.Z.AG	Invecchiate o solubilizzate ed invecchiate	350	32-49-65
	S2.0.C.NS	Fuse o fuse e invecchiate	320	32-49-65
		Leghe di titanio		
	S4.1.Z.UT	Austenitico	200	131-164-196
	S4.2.Z.AN	Ricotto	180	131-164-196
	S4.3.Z.AG	Leghe invecchiate	245	98-131-164

ITA

CoroDrill® 860-GM

Valori in millimetri

Diametro della punta, mm							
3	4	6	8	10	12	16	20
Avanzamento (f_n) mm/giro							
(min-iniziale-max)							
0.08-0.10-0.12	0.10-0.12-0.14	0.12-0.16-0.18	0.16-0.20-0.24	0.20-0.25-0.30	0.22-0.28-0.33	0.25-0.32-0.38	0.27-0.34-0.40
0.10-0.15-0.20	0.14-0.18-0.23	0.16-0.22-0.27	0.20-0.26-0.312	0.26-0.33-0.40	0.30-0.38-0.45	0.34-0.43-0.51	0.36-0.45-0.54
0.08-0.10-0.12	0.10-0.12-0.14	0.12-0.16-0.18	0.16-0.20-0.24	0.20-0.25-0.30	0.22-0.28-0.33	0.25-0.32-0.38	0.27-0.34-0.40
0.10-0.15-0.20	0.14-0.18-0.23	0.16-0.22-0.27	0.20-0.26-0.31	0.26-0.33-0.40	0.30-0.38-0.45	0.34-0.43-0.51	0.36-0.45-0.54
0.10-0.13-0.15	0.12-0.15-0.18	0.16-0.20-0.24	0.20-0.26-0.31	0.26-0.33-0.40	0.30-0.38-0.45	0.34-0.43-0.51	0.36-0.45-0.54
0.08-0.12-0.16	0.12-0.15-0.18	0.14-0.18-0.20	0.18-0.23-0.28	0.20-0.27-0.34	0.24-0.30-0.36	0.25-0.32-0.38	0.27-0.34-0.40
0.08-0.12-0.16	0.12-0.15-0.18	0.14-0.18-0.20	0.18-0.23-0.28	0.20-0.27-0.34	0.24-0.30-0.36	0.25-0.32-0.38	0.27-0.34-0.40
0.10-0.13-0.15	0.12-0.15-0.18	0.16-0.20-0.24	0.20-0.26-0.31	0.26-0.33-0.40	0.30-0.38-0.45	0.34-0.43-0.51	0.36-0.45-0.54
0.08-0.12-0.16	0.12-0.15-0.18	0.14-0.18-0.20	0.18-0.23-0.28	0.20-0.27-0.34	0.24-0.30-0.36	0.25-0.32-0.38	0.27-0.34-0.40

Valori in pollici

Diametro punta, pollici							
0.1181	0.1575	0.2362	0.315	0.3937	0.4724	0.6299	0.7874
Avanzamento (f_n), poll./giro							
(min-iniziale-max)							
.0031-.0039-.0047	.0039-.0047-.0055	.0047-.0062-.0071	.0062-.0078-.0094	.0078-.0098-.0118	.0086-.0110-.0129	.0098-.0125-.0149	.0160-.0133-.0157
.0039-.0059-.0078	.0055-.0070-.0090	.0062-.0086-.0106	.0078-.0102-.0122	.0102-.0129-.0157	.0118-.0149-.0177	.0133-.0169-.0200	.0141-.0177-.0213
.0031-.0039-.0047	.0039-.0047-.0055	.0047-.0062-.0071	.0062-.0078-.0094	.0078-.0098-.0118	.0086-.0110-.0129	.0098-.0125-.0149	.0160-.0133-.0157
.0039-.0059-.0078	.0055-.0070-.0090	.0062-.0086-.0106	.0078-.0102-.0122	.0102-.0129-.0157	.0118-.0149-.0177	.0133-.0169-.0200	.0141-.0177-.0213
.0039-.0051-.0059	.0047-.0059-.0070	0062-.0078-.0094	.0078-.0102-.0122	.0102-.0129-.0157	.0118-.0149-.0177	.0133-.0169-.0200	.0141-.0177-.0213
.0031-.0047-.0062	.0047-.0059-.0070	.0055-.0070-.0078	.0070-.0090-.0110	.0078-.0106-.0133	.0094-.0128-.0141	.0098-.0125-.0149	.0160-.0133-.0157
.0031-.0047-.0062	.0047-.0059-.0070	.0055-.0070-.0078	.0070-.0090-.0110	.0078-.0106-.0133	.0094-.0128-.0141	.0098-.0125-.0149	.0160-.0133-.0157
.0039-.0051-.0059	.0047-.0059-.0070	0062-.0078-.0094	.0078-.0102-.0122	.0102-.0129-.0157	.0118-.0149-.0177	.0133-.0169-.0200	.0141-.0177-.0213
.0031-.0047-.0062	.0047-.0059-.0070	.0055-.0070-.0078	.0070-.0090-.0110	.0078-.0106-.0133	.0094-.0128-.0141	.0098-.0125-.0149	.0160-.0133-.0157

Valori in millimetri

Diametro della punta, mm							
3	4	6	8	10	12	16	20
Avanzamento (f_n) mm/giro							
(min-iniziale-max)							
0.06-0.08-0.10	0.06-0.08-0.10	0.06-0.08-0.10	0.08-0.10-0.12	0.08-0.10-0.12	0.10-0.12-0.15	0.10-0.12-0.15	0.10-0.12-0.15
0.06-0.08-0.10	0.06-0.08-0.10	0.06-0.08-0.10	0.08-0.10-0.12	0.08-0.10-0.12	0.10-0.12-0.15	0.10-0.12-0.15	0.10-0.12-0.15
0.06-0.08-0.10	0.06-0.08-0.10	0.06-0.08-0.10	0.08-0.10-0.12	0.08-0.10-0.12	0.10-0.12-0.15	0.10-0.12-0.15	0.10-0.12-0.15
0.06-0.08-0.12	0.06-0.08-0.12	0.06-0.08-0.12	0.08-0.12-0.16	0.10-0.14-0.16	0.12-0.16-0.20	0.16-0.20-0.24	0.20-0.25-0.30
0.06-0.08-0.12	0.06-0.08-0.12	0.06-0.08-0.12	0.08-0.12-0.16	0.10-0.14-0.16	0.12-0.16-0.20	0.16-0.20-0.24	0.20-0.25-0.30
0.06-0.08-0.12	0.06-0.08-0.12	0.06-0.08-0.12	0.08-0.12-0.16	0.10-0.14-0.16	0.12-0.16-0.20	0.16-0.20-0.24	0.20-0.25-0.30

Valori in pollici

Diametro punta, pollici							
0.1181	0.1575	0.2362	0.315	0.3937	0.4724	0.6299	0.7874
Avanzamento (f_n), poll./giro							
(min-iniziale-max)							
.0023-.0031-.0039	.0023-.0031-.0039	.0023-.0031-.0039	.0023-.0031-.0039	.0031-.0039-.0047	.0039-.0047-.0059	.0039-.0047-.0059	.0039-.0047-.0059
.0023-.0031-.0039	.0023-.0031-.0039	.0023-.0031-.0039	.0023-.0031-.0039	.0031-.0039-.0047	.0039-.0047-.0059	.0039-.0047-.0059	.0039-.0047-.0059
.0023-.0031-.0039	.0023-.0031-.0039	.0023-.0031-.0039	.0023-.0031-.0039	.0031-.0039-.0047	.0039-.0047-.0059	.0039-.0047-.0059	.0039-.0047-.0059
.0023-.0031-.0051	.0023-.0031-.0039	.0023-.0031-.0039	.0031-.0047-.0062	.0039-.0055-.0062	.0047-.0062-.0078	.0062-.0078-.0094	.0078-.0098-.0118
.0023-.0031-.0051	.0023-.0031-.0039	.0023-.0031-.0039	.0031-.0047-.0062	.0039-.0055-.0062	.0047-.0062-.0078	.0062-.0078-.0094	.0078-.0098-.0118
.0023-.0031-.0051	.0023-.0031-.0039	.0023-.0031-.0039	.0031-.0047-.0062	.0039-.0055-.0062	.0047-.0062-.0078	.0062-.0078-.0094	.0078-.0098-.0118

CoroDrill® 860-GM

Valori in millimetri

ISO	Codice MC	Materiale	Durezza Brinell HB	Vel. di taglio, v_c (m/min)
N		**Leghe a base di alluminio**		(min-iniziale-max)
	N1.2.Z.UT	Commercialmente puro	60	170-225-280
	N1.2.Z.AG	**Leghe AlSi, Si ≤ 1%**	100	170-225-280
	N1.3.C.UT	Fuse, non invecchiate	75	170-225-280
	N1.3.C.AG	Fuse o fuse e invecchiate	90	160-200-240
	N1.4.C.NS	Leghe fuse AlSi, Si ≥ 13%	130	120-150-180
		Leghe a base di rame		
	N3.3.U.UT	Leghe a lavorabilità migliorata (Pb > 1%)	110	110-140-170
	N3.1.U.UT	Leghe di rame senza piombo (incl. rame elettrolitico)	100	100-125-150

Valori in pollici

ISO	Codice MC	Materiale	Durezza Brinell HB	Velocità di taglio (V_c), piedi/min
N		**Leghe a base di alluminio**		(min-iniziale-max)
	N1.2.Z.UT	Commercialmente puro	60	557-738-918
	N1.2.Z.AG	**Leghe AlSi, Si ≤ 1%**	100	557-738-918
	N1.3.C.UT	Fuse, non invecchiate	75	557-738-918
	N1.3.C.AG	Fuse o fuse e invecchiate	90	524-656-787
	N1.4.C.NS	Leghe fuse AlSi, Si ≥ 13%	130	393-492-590
		Leghe a base di rame		
	N3.3.U.UT	Leghe a lavorabilità migliorata (Pb > 1%)	110	360-459-557
	N3.1.U.UT	Leghe di rame senza piombo (incl. rame elettrolitico)	100	328-410-492

Valori in millimetri

ISO	Codice MC	Materiale	Durezza	Vel. di taglio, v_c (m/min)
H		**Acciaio molto duro**		(min-iniziale-max)
	H1.3.Z.HA	Bonificato	47-60 HRC	15-20-25
	H1.3.Z.HA		47-60 HRC	15-20-25
	H1.1.Z.HA	Bonificato	50 HRC	15-20-25
	H2.0.C.UT.4	Ghisa fusa in conchiglia	64 HRC	12-15-18

Valori in pollici

ISO	Codice MC	Materiale	Durezza	Velocità di taglio (V_c), piedi/min
H		**Acciaio molto duro**		(min-iniziale-max)
	H1.3.Z.HA	Bonificato	47-60 HRC	49-65-82
	H1.3.Z.HA		47-60 HRC	49-65-82
	H1.1.Z.HA	Bonificato	50 HRC	49-65-82
	H2.0.C.UT.4	Ghisa fusa in conchiglia	64 HRC	39-49-59

CoroDrill® 860-GM

Valori in millimetri

Diametro della punta, mm							
3	4	6	8	10	12	16	20
Avanzamento (f_n) mm/giro							
(min-iniziale-max)							
0.10-0.13-0.15	0.12-0.15-0.18	0.16-0.20-0.24	0.20-0.26-0.30	0.26-0.33-0.39	0.22-0.28-0.33	0.25-0.32-0.38	0.27-0.34-0.40
0.10-0.13-0.15	0.12-0.15-0.18	0.16-0.20-0.24	0.20-0.26-0.30	0.26-0.33-0.39	0.22-0.28-0.33	0.25-0.32-0.38	0.27-0.34-0.40
0.10-0.13-0.15	0.12-0.15-0.18	0.16-0.20-0.24	0.20-0.26-0.31	0.26-0.33-0.40	0.30-0.38-0.45	0.34-0.43-0.51	0.36-0.45-0.54
0.08-0.10-0.12	0.10-0.12-0.14	0.12-0.16-0.18	0.16-0.20-0.24	0.20-0.25-0.30	0.22-0.28-0.33	0.25-0.32-0.38	0.27-0.34-0.40
0.10-0.13-0.15	0.10-0.12-0.14	0.16-0.20-0.24	0.20-0.26-0.31	0.26-0.33-0.40	0.30-0.38-0.45	0.34-0.43-0.51	0.36-0.45-0.54
0.10-0.13-0.15	0.12-0.15-0.18	0.16-0.20-0.24	0.20-0.26-0.31	0.26-0.33-0.40	0.30-0.38-0.45	0.34-0.43-0.51	0.36-0.45-0.54
0.08-0.10-0.12	0.10-0.12-0.14	0.12-0.16-0.18	0.16-0.20-0.24	0.20-0.25-0.30	0.22-0.28-0.33	0.25-0.32-0.38	0.27-0.34-0.40

Valori in pollici

Diametro punta, pollici							
0.1181	0.1575	0.2362	0.315	0.3937	0.4724	0.6299	0.7874
Avanzamento (f_n), poll./giro							
(min-iniziale-max)							
.0039-.0051-.0060	.0047-.0059-.0070	.0062-.0078-.0094	.0078-.0102-.0122	.0102-.0129-.0153	.0086-.0110-.0129	.0098-.0125-.0149	.0106-.0133-.0157
.0039-.0051-.0060	.0047-.0059-.0070	.0062-.0078-.0094	.0078-.0102-.0122	.0102-.0129-.0153	.0086-.0110-.0129	.0098-.0125-.0149	.0106-.0133-.0157
.0039-.0051-.0060	.0047-.0059-.0070	.0062-.0078-.0094	.0078-.0102-.0122	.0102-.0129-.0167	.0118-.0149-.0178	.0134-.0169-.0201	.0141-.0177-.0212
.0031-.0039-.0048	.0039-.0047-.0055	.0047-.0062-.0070	.0062-.0078-.0094	.0078-.0098-.0118	.0086-.0110-.0129	.0098-.0125-.0149	.0106-.0133-.0157
.0039-.0051-.0060	.0047-.0059-.0070	.0062-.0078-.0094	.0078-.0102-.0122	.0102-.0129-.0167	.0118-.0149-.0178	.0134-.0169-.0201	.0141-.0177-.0212
.0039-.0051-.0060	.0047-.0059-.0070	.0062-.0078-.0094	.0078-.0102-.0122	.0102-.0129-.0167	.0118-.0149-.0178	.0134-.0169-.0201	.0141-.0177-.0212
.0031-.0039-.0048	.0039-.0047-.0055	.0047-.0062-.0070	.0062-.0078-.0094	.0078-.0098-.0118	.0086-.0110-.0129	.0098-.0125-.0149	.0106-.0133-.0157

Valori in millimetri

Diametro della punta, mm							
3	4	6	8	10	12	16	20
Avanzamento (f_n) mm/giro							
(min-iniziale-max)							
0.06-0.08-0.10	0.06-0.08-0.10	0.06-0.08-0.10	0.08-0.10-0.12	0.10-0.12-0.15	0.12-0.15-0.18	0.12-0.15-0.18	0.12-0.15-0.18
0.06-0.08-0.10	0.06-0.08-0.10	0.06-0.08-0.10	0.08-0.10-0.12	0.10-0.11-0.13	0.10-0.11-0.13	0.12-0.13-0.15	0.12-0.13-0.15
0.06-0.08-0.10	0.06-0.08-0.10	0.06-0.08-0.10	0.08-0.10-0.12	0.10-0.12-0.15	0.12-0.15-0.18	0.12-0.15-0.18	0.12-0.15-0.18
0.06-0.08-0.10	0.06-0.08-0.10	0.06-0.08-0.10	0.08-0.10-0.12	0.10-0.11-0.13	0.10-0.11-0.13	0.12-0.13-0.15	0.12-0.13-0.15

Valori in pollici

Diametro punta, pollici							
0.1181	0.1575	0.2362	0.315	0.3937	0.4724	0.6299	0.7874
Avanzamento (f_n), poll./giro							
(min-iniziale-max)							
.0023-.0031-.0039	.0023-.0031-.0039	.0023-.0031-.0039	.0031-.0039-.0047	.0039-.0047-.0059	.0047-.0059-.0070	.0047-.0059-.0070	.0047-.0059-.0070
.0023-.0031-.0039	.0023-.0031-.0039	.0023-.0031-.0039	.0031-.0039-.0047	.0039-.0043-.0051	.0039-.0043-.0051	.0047-.0051-.0059	.0047-.0051-.0059
.0023-.0031-.0039	.0023-.0031-.0039	.0023-.0031-.0039	.0031-.0039-.0047	.0039-.0047-.0059	.0047-.0059-.0070	.0047-.0059-.0070	.0047-.0059-.0070
.0023-.0031-.0039	.0023-.0031-.0039	.0023-.0031-.0039	.0031-.0039-.0047	.0039-.0043-.0051	.0039-.0043-.0051	.0047-.0051-.0059	.0047-.0051-.0059

CoroDrill® 860-PM

Adduzione interna di refrigerante, valori metrici

3 – 8 × DC

ISO	Codice MC	Materiale	Durezza Brinell HB	Qualità	Velocità di taglio (V_c), m/min
P		**Acciaio non legato**			(min-iniziale-max)
	P1.1.Z.AN	C = 0,05–0,10 %	125	4234	140-200-250
	P1.1.Z.AN	C = 0.1–0.25%	125	4234	140-200-250
	P1.2.Z.AN	C = 0.25–0.55%	150	4234	140-180-250
	P1.3.Z.AN	C = 0.55–0.80%	170	4234	140-180-250
		Acciaio ad alto tenore di carbonio			
	P1.3.Z.AN	Acciaio per utensili al carbonio	210	4234	150-170-220
		Acciaio debolmente legato			
	P2.1.Z.AN	Non trattato	175	4234	120-170-240
	P2.5.Z.HT	Bonificato	275	4234	80-110-140
	P2.5.Z.HT	Bonificato	350	4234	60-80-100
		Acciaio fortemente legato			
	P3.0.Z.AN	Ricotto	200	4234	60-120-140
	P3.0.Z.HT	Acciaio per utensili trattato	300	4234	60-80-100
		Getti di acciaio			
	P1.5.C.UT	Non legato	150	4234	120-170-210
	P2.6.C.UT	Debolmente legato (elementi leganti≤5%)	200	4234	120-160-220

CoroDrill® 860-NM

2 – 3 x DC

ISO	Codice MC	Materiale	Velocità di taglio (V_c) m/min
N		**Leghe a base di alluminio**	(min-iniziale-max)
	N1.1.Z.UT	Commercialmente puro	320-400-480
	N1.2.C.NS		320-400-480
	N1.2.S.UT		320-400-480
	N1.2.Z.AG	Leghe AlSi, Si ≤ 1%	320-400-480
	N1.2.Z.UT	Stampate o stampate e trafilate a freddo, non invecchiate	320-400-480
	N1.3.C.AG	Fuse o fuse ed invecchiate	240-300-360
	N1.3.C.UT	Fuse, non invecchiate	320-400-480
	N1.4.C.NS	Leghe fuse AlSi, Si ≥ 13%	200-250-300
	N2.0.C.UT	**Leghe a base di magnesio**	200-250-300

7 – 8 × DC

ISO	Codice MC	Materiale	Velocità di taglio (V_c) m/min
N		**Leghe a base di alluminio**	(min-iniziale-max)
	N1.1.Z.UT	Commercialmente puro	320-400-480
	N1.2.C.NS		320-400-480
	N1.2.S.UT		320-400-480
	N1.2.Z.AG	Leghe AlSi, Si ≤ 1%	320-400-480
	N1.2.Z.UT	Stampate o stampate e trafilate a freddo, non invecchiate	320-400-480
	N1.3.C.AG	Fuse o fuse ed invecchiate	240-300-360
	N1.3.C.UT	Fuse, non invecchiate	320-400-480
	N1.4.C.NS	Leghe fuse AlSi, Si ≥ 13%	200-250-300
	N2.0.C.UT	**Leghe a base di magnesio**	200-250-300

I dati di taglio raccomandati sono validi per l'adduzione di liquido refrigerante interna, che offre le migliori prestazioni.

Pressione preferita 15 bar minimo

Se viene usata l'adduzione di liquido refrigerante esterna:
- E' molto importante variare i dati di taglio per una buona formazione ed evacuazione dei trucioli
- Può rendersi necessario ridurre le velocità di avanzamento rispetto a quanto è possibile con il liquido di raffreddamento interno

ITA

CoroDrill® 860-PM

Adduzione interna di refrigerante, valori metrici

3 – 8 × DC

Diametro della punta, mm							
3	4	6	8	10	12	16	20
Avanzamento (f_n), mm/giro							
(min-iniziale-max)							
0.06-0.10-0.20	0.10-0.14-0.24	0.12-0.18-0.28	0.14-0.22-0.32	0.15-0.24-0.39	0.18-0.27-0.42	0.21-0.30-0.45	0.24-0.33-0.48
0.06-0.10-0.20	0.10-0.14-0.24	0.12-0.18-0.28	0.14-0.22-0.32	0.15-0.24-0.39	0.18-0.27-0.42	0.21-0.30-0.45	0.24-0.33-0.48
0.06-0.10-0.20	0.10-0.14-0.24	0.12-0.18-0.28	0.14-0.22-0.32	0.15-0.24-0.39	0.18-0.27-0.42	0.21-0.30-0.45	0.24-0.33-0.48
0.06-0.10-0.20	0.10-0.14-0.24	0.12-0.18-0.28	0.14-0.22-0.32	0.15-0.24-0.39	0.18-0.27-0.42	0.21-0.30-0.45	0.24-0.33-0.48
0.06-0.10-0.20	0.10-0.14-0.24	0.12-0.18-0.28	0.14-0.22-0.32	0.15-0.24-0.39	0.18-0.27-0.42	0.21-0.30-0.45	0.24-0.33-0.48
0.06-0.10-0.20	0.10-0.14-0.24	0.12-0.18-0.28	0.14-0.22-0.30	0.15-0.24-0.39	0.18-0.27-0.42	0.21-0.30-0.45	0.24-0.33-0.48
0.08-0.14-0.20	0.14-0.18-0.24	0.18-0.24-0.32	0.20-0.28-0.36	0.20-0.32-0.40	0.22-0.36-0.44	0.24-0.40-0.48	0.26-0.44-0.50
0.08-0.12-0.18	0.14-0.16-0.22	0.18-0.22-0.30	0.20-0.25-0.33	0.20-0.29-0.37	0.22-0.33-0.41	0.24-0.36-0.42	0.26-0.40-0.48
0.08-0.14-0.22	0.10-0.18-0.24	0.12-0.20-0.26	0.15-0.22-0.28	0.16-0.24-0.32	0.18-0.28-0.40	0.20-0.30-0.42	0.22-0.32-0.44
0.08-0.12-0.16	0.10-0.15-0.18	0.12-0.18-0.22	0.15-0.20-0.28	0.16-0.22-0.32	0.18-0.26-0.36	0.20-0.28-0.40	0.22-0.30-0.42
0.06-0.10-0.20	0.10-0.14-0.24	0.12-0.18-0.28	0.14-0.22-0.30	0.15-0.24-0.39	0.18-0.27-0.42	0.21-0.30-0.45	0.24-0.33-0.48
0.06-0.10-0.20	0.10-0.14-0.24	0.12-0.18-0.28	0.14-0.22-0.30	0.15-0.24-0.39	0.18-0.27-0.42	0.21-0.30-0.45	0.24-0.33-0.48

CoroDrill® 860-NM

2 – 3 x DC

Diametro della punta, mm							
3	4	6	8	10	12	16	20
Avanzamento (f_n), mm/giro							
(min-iniziale-max)							
0.20-0.25-0.30	0.260-0.325-0.390	0.426-0.533-0.639	0.64-0.80-0.96	0.8-1.0-1.2	0.88-1.20-1.44	0.96-1.20-1.44	0.96-1.20-1.44
0.20-0.25-0.30	0.260-0.325-0.390	0.426-0.533-0.639	0.64-0.80-0.96	0.8-1.0-1.2	0.88-1.20-1.44	0.96-1.20-1.44	0.96-1.20-1.44
0.20-0.25-0.30	0.260-0.325-0.390	0.426-0.533-0.639	0.64-0.80-0.96	0.8-1.0-1.2	0.88-1.20-1.44	0.96-1.20-1.44	0.96-1.20-1.44
0.20-0.25-0.30	0.260-0.325-0.390	0.426-0.533-0.639	0.64-0.80-0.96	0.8-1.0-1.2	0.88-1.20-1.44	0.96-1.20-1.44	0.96-1.20-1.44
0.20-0.25-0.30	0.260-0.325-0.390	0.426-0.533-0.639	0.64-0.80-0.96	0.8-1.0-1.2	0.88-1.20-1.44	0.96-1.20-1.44	0.96-1.20-1.44
0.20-0.25-0.30	0.260-0.325-0.390	0.426-0.533-0.639	0.64-0.80-0.96	0.8-1.0-1.2	0.88-1.20-1.44	0.96-1.20-1.44	0.96-1.20-1.44
0.20-0.25-0.30	0.260-0.325-0.390	0.426-0.533-0.639	0.64-0.80-0.96	0.8-1.0-1.2	0.88-1.20-1.44	0.96-1.20-1.44	0.96-1.20-1.44
0.144-0.180-0.216	0.176-0.220-0.264	0.254-0.317-0.380	0.344-0.430-0.516	0.44-0.55-0.66	0.56-0.70-0.84	0.56-0.70-0.84	0.592-0.740-0.888
0.144-0.180-0.216	0.176-0.220-0.264	0.254-0.317-0.380	0.344-0.430-0.516	0.44-0.55-0.66	0.56-0.70-0.84	0.56-0.70-0.84	0.592-0.740-0.888

7 – 8 × DC

Diametro della punta, mm							
3	4	6	8	10	12	16	20
Avanzamento (f_n), mm/giro							
(min-iniziale-max)							
0.144-0.18-0.216	0.176-0.220-0.264	0.254-0.317-0.380	0.344-0.430-0.516	0.44-0.55-0.66	0.56-0.70-0.84	0.56-0.70-0.84	0.592-0.740-0.888
0.144-0.18-0.216	0.176-0.220-0.264	0.254-0.317-0.380	0.344-0.430-0.516	0.44-0.55-0.66	0.56-0.70-0.84	0.56-0.70-0.84	0.592-0.740-0.888
0.144-0.18-0.216	0.176-0.220-0.264	0.254-0.317-0.380	0.344-0.430-0.516	0.44-0.55-0.66	0.56-0.70-0.84	0.56-0.70-0.84	0.592-0.740-0.888
0.144-0.18-0.216	0.176-0.220-0.264	0.254-0.317-0.380	0.344-0.430-0.516	0.44-0.55-0.66	0.56-0.70-0.84	0.56-0.70-0.84	0.592-0.740-0.888
0.144-0.18-0.216	0.176-0.220-0.264	0.254-0.317-0.380	0.344-0.430-0.516	0.44-0.55-0.66	0.56-0.70-0.84	0.56-0.70-0.84	0.592-0.740-0.888
0.144-0.18-0.216	0.176-0.220-0.264	0.254-0.317-0.380	0.344-0.430-0.516	0.44-0.55-0.66	0.56-0.70-0.84	0.56-0.70-0.84	0.592-0.740-0.888
0.144-0.18-0.216	0.176-0.220-0.264	0.254-0.317-0.380	0.344-0.430-0.516	0.44-0.55-0.66	0.56-0.70-0.84	0.56-0.70-0.84	0.592-0.740-0.888
0.12-0.15-0.18	0.144-0.180-0.216	0.20-0.25-0.30	0.264-0.330-0.396	0.336-0.420-0.504	0.384-0.480-0.576	0.44-0.55-0.66	0.464-0.580-0.696
0.12-0.15-0.18	0.144-0.180-0.216	0.20-0.25-0.30	0.264-0.330-0.396	0.336-0.420-0.504	0.384-0.480-0.576	0.44-0.55-0.66	0.464-0.580-0.696

CoroDrill® 860-PM

Adduzione interna di refrigerante, valori in pollici

3 – 8 × DC

ISO	Codice MC	Materiale	Durezza Brinell HB	Qualità	Velocità di taglio (v_c), piedi/min
P		**Acciaio non legato**			(min-iniziale-max)
	P1.1.Z.AN	C = 0,05–0,10 %	125	4234	460-655-820
	P1.1.Z.AN	C = 0.1–0.25%	125	4234	460-655-820
	P1.2.Z.AN	C = 0.25–0.55%	150	4234	460-590-820
	P1.3.Z.AN	C = 0.55–0.80%	170	4234	460-590-755
		Acciaio ad alto tenore di carbonio			
	P1.3.Z.AN	Acciaio per utensili al carbonio	210	4234	490-560-720
		Acciaio debolmente legato			
	P2.1.Z.AN	Non trattato	175	4234	395-560-785
	P2.5.Z.HT	Bonificato	275	4234	260-360-460
	P2.5.Z.HT	Bonificato	350	4234	195-260-330
		Acciaio fortemente legato			
	P3.0.Z.AN	Ricotto	200	4234	195-395-460
	P3.0.Z.HT	Acciaio per utensili trattato	300	4234	195-260-330
		Getti di acciaio			
	P1.5.C.UT	Non legato	150	4234	395-560-690
	P2.6.C.UT	Debolmente legato (elementi leganti≤5%)	200	4234	395-525-720

CoroDrill® 860-NM

2 – 3 x DC

ISO	Codice MC	Materiale	Velocità di taglio (v_c), piedi/min
N		**Leghe a base di alluminio**	(min-iniziale-max)
	N1.1.Z.UT	Commercialmente puro	1050-1312-1575
	N1.2.C.NS		1050-1312-1575
	N1.2.S.UT		1050-1312-1575
	N1.2.Z.AG	Leghe AlSi, Si ≤ 1%	1050-1312-1575
	N1.2.Z.UT	Stampate o stampate e trafilate a freddo, non invecchiate	1050-1312-1575
	N1.3.C.AG	Fuse o fuse ed invecchiate	787-984-1181
	N1.3.C.UT	Fuse, non invecchiate	1050-1312-1575
	N1.4.C.NS	Leghe fuse AlSi, Si ≥ 13%	656-820-984
	N2.0.C.UT	**Leghe a base di magnesio**	656-820-984

7 – 8 × DC

ISO	Codice MC	Materiale	Velocità di taglio (v_c), piedi/min
N		**Leghe a base di alluminio**	(min-iniziale-max)
	N1.1.Z.UT	Commercialmente puro	1050-1312-1575
	N1.2.C.NS		1050-1312-1575
	N1.2.S.UT		1050-1312-1575
	N1.2.Z.AG	Leghe AlSi, Si ≤ 1%	1050-1312-1575
	N1.2.Z.UT	Stampate o stampate e trafilate a freddo, non invecchiate	1050-1312-1575
	N1.3.C.AG	Fuse o fuse ed invecchiate	787-984-1181
	N1.3.C.UT	Fuse, non invecchiate	1050-1312-1575
	N1.4.C.NS	Leghe fuse AlSi, Si ≥ 13%	656-820-984
	N2.0.C.UT	**Leghe a base di magnesio**	656-820-984

I dati di taglio raccomandati sono validi per l'adduzione di liquido refrigerante interna, che offre le migliori prestazioni.

Pressione preferita 15 bar minimo

Se viene usata l'adduzione di liquido refrigerante esterna:
- E' molto importante variare i dati di taglio per una buona formazione ed evacuazione dei trucioli
- Può rendersi necessario ridurre le velocità di avanzamento rispetto a quanto è possibile con il liquido di raffreddamento interno

CoroDrill® 860-PM

Adduzione interna di refrigerante, valori in pollici

3 – 8 × DC

Diametro punta, pollici							
.1181	.1575	.2362	.3150	.3937	.4724	.6299	.7874
Avanzamento (f_n), poll./giro							
(min-iniziale-max)							
.0024-.0039-.0079	.0039-.0055-.0094	.0047-.0071-.0110	.0055-.0087-.0126	.0059-.0094-.0154	.0071-.0106-.0165	.0083-.0118-.0177	.0094-.0130-.0189
.0024-.0039-.0079	.0039-.0055-.0094	.0047-.0071-.0110	.0055-.0087-.0126	.0059-.0094-.0154	.0071-.0106-.0165	.0083-.0118-.0177	.0094-.0130-.0189
.0024-.0039-.0079	.0039-.0055-.0094	.0047-.0071-.0110	.0055-.0087-.0126	.0059-.0094-.0154	.0071-.0106-.0165	.0083-.0118-.0177	.0094-.0130-.0189
.0024-.0039-.0079	.0039-.0055-.0094	.0047-.0071-.0110	.0055-.0087-.0126	.0059-.0094-.0154	.0071-.0106-.0165	.0083-.0118-.0177	.0094-.0130-.0189
.0024-.0039-.0079	.0039-.0055-.0094	.0047-.0071-.0110	.0055-.0087-.0126	.0059-.0094-.0154	.0071-.0106-.0165	.0083-.0118-.0177	.0094-.0130-.0189
.0031-.0039-.0079	.0039-.0055-.0094	.0047-.0071-.0110	.0055-.0087-.0118	.0059-.0094-.0154	.0071-.0106-.0165	.0083-.0118-.0177	.0094-.0130-.0189
.0031-.0055-.0079	.0055-.0071-.0094	.0071-.0094-.0126	.0079-.0110-.0142	.0079-.0126-.0157	.0087-.0142-.0173	.0094-.0157-.0189	.0102-.0173-.0197
.0031-.0047-.0071	.0055-.0063-.0087	.0071-.0087-.0118	.0079-.0098-.0130	.0079-.0114-.0146	.0087-.0130-.0161	.0094-.0142-.0165	.0105-.0157-.0189
.0031-.0055-.0087	.0039-.0071-.0094	.0047-.0079-.0102	.0059-.0087-.0110	.0063-.0094-.0126	.0071-.0110-.0157	.0079-.0118-.0165	.0087-.0126-.0173
.0031-.0047-.0063	.0039-.0059-.0071	.0047-.0071-.0087	.0059-.0079-.0110	.0063-.0087-.0126	.0071-.0102-.0142	.0079-.0110-.0157	.0087-.0118-.0165
.0031-.0039-.0079	.0039-.0055-.0094	.0047-.0071-.0110	.0055-.0087-.0118	.0059-.0094-.0154	.0071-.0106-.0165	.0083-.0118-.0177	.0094-.0130-.0189
.0031-.0039-.0079	.0039-.0055-.0094	.0047-.0071-.0110	.0055-.0087-.0118	.0059-.0094-.0154	.0071-.0106-.0165	.0083-.0118-.0177	.0094-.0130-.0189

CoroDrill® 860-NM

2 – 3 x DC

Diametro punta, pollici							
.1181	.1575	.2362	.3150	.3937	.4724	.6299	.7874
Avanzamento (f_n), poll./giro							
(min-iniziale-max)							
.0079-.0098-.0118	.0102-.0128-.0154	.0168-.0210-.0252	.0252-.0315-.0378	.0346-.0315-.0378	.0346-.0433-.0520	.0378-.0472-.0567	.0378-.0472-.0567
.0079-.0098-.0118	.0102-.0128-.0154	.0168-.0210-.0252	.0252-.0315-.0378	.0346-.0315-.0378	.0346-.0433-.0520	.0378-.0472-.0567	.0378-.0472-.0567
.0079-.0098-.0118	.0102-.0128-.0154	.0168-.0210-.0252	.0252-.0315-.0378	.0346-.0315-.0378	.0346-.0433-.0520	.0378-.0472-.0567	.0378-.0472-.0567
.0079-.0098-.0118	.0102-.0128-.0154	.0168-.0210-.0252	.0252-.0315-.0378	.0346-.0315-.0378	.0346-.0433-.0520	.0378-.0472-.0567	.0378-.0472-.0567
.0079-.0098-.0118	.0102-.0128-.0154	.0168-.0210-.0252	.0252-.0315-.0378	.0346-.0315-.0378	.0346-.0433-.0520	.0378-.0472-.0567	.0378-.0472-.0567
.0079-.0098-.0118	.0102-.0128-.0154	.0168-.0210-.0252	.0252-.0315-.0378	.0346-.0315-.0378	.0346-.0433-.0520	.0378-.0472-.0567	.0378-.0472-.0567
.0079-.0098-.0118	.0102-.0128-.0154	.0168-.0210-.0252	.0252-.0315-.0378	.0346-.0315-.0378	.0346-.0433-.0520	.0378-.0472-.0567	.0378-.0472-.0567
.0057-.0071-.0085	.0069-.0087-.0104	.0100-.0125-.0150	.0135-.0169-.0203	.0220-.0169-.0203	.0220-.0276-.0331	.0220-.0276-.0331	.0233-.0291-.0350
.0057-.0071-.0085	.0069-.0087-.0104	.0100-.0125-.0150	.0135-.0169-.0203	.0220-.0169-.0203	.0220-.0276-.0331	.0220-.0276-.0331	.0233-.0291-.0350

7 – 8 × DC

Diametro punta, pollici							
.1181	.1575	.2362	.3150	.3937	.4724	.6299	.7874
Avanzamento (f_n), poll./giro							
(min-iniziale-max)							
.0057-.0071-.0085	.0069-.0087-.0104	.0100-.0125-.0150	.0135-.0169-.0203	.0173-.0217-.0260	.0220-.0276-.0331	.0220-.0276-.0331	.0233-.0291-.0350
.0057-.0071-.0085	.0069-.0087-.0104	.0100-.0125-.0150	.0135-.0169-.0203	.0173-.0217-.0260	.0220-.0276-.0331	.0220-.0276-.0331	.0233-.0291-.0350
.0057-.0071-.0085	.0069-.0087-.0104	.0100-.0125-.0150	.0135-.0169-.0203	.0173-.0217-.0260	.0220-.0276-.0331	.0220-.0276-.0331	.0233-.0291-.0350
.0057-.0071-.0085	.0069-.0087-.0104	.0100-.0125-.0150	.0135-.0169-.0203	.0173-.0217-.0260	.0220-.0276-.0331	.0220-.0276-.0331	.0233-.0291-.0350
.0057-.0071-.0085	.0069-.0087-.0104	.0100-.0125-.0150	.0135-.0169-.0203	.0173-.0217-.0260	.0220-.0276-.0331	.0220-.0276-.0331	.0233-.0291-.0350
.0057-.0071-.0085	.0069-.0087-.0104	.0100-.0125-.0150	.0135-.0169-.0203	.0173-.0217-.0260	.0220-.0276-.0331	.0220-.0276-.0331	.0233-.0291-.0350
.0057-.0071-.0085	.0069-.0087-.0104	.0100-.0125-.0150	.0135-.0169-.0203	.0173-.0217-.0260	.0220-.0276-.0331	.0220-.0276-.0331	.0233-.0291-.0350
.0047-.0059-.0071	.0057-.0071-.0085	.0079-.0098-.0118	.0104-.0130-.0156	.0132-.0165-.0198	.0151-.0189-.0227	.0173-.0217-.0260	.0183-.0228-.0274
.0047-.0059-.0071	.0057-.0071-.0085	.0079-.0098-.0118	.0104-.0130-.0156	.0132-.0165-.0198	.0151-.0189-.0227	.0173-.0217-.0260	.0183-.0228-.0274

CoroDrill® 860-MM

Adduzione interna di refrigerante

Valori in millimetri

ISO	Codice MC	Materiale	Durezza Brinell HB	Velocità di taglio (V_c) m/min	
M		**Acciaio inossidabile austenitico**		(min-iniziale-max)	
	M1.0.C.UT	Fuso+non trattato	165	48 - 60 - 72	
	M1.0.Z.AQ	Ricotto/bonificato	200	48 - 60 - 72	
	M1.0.Z.PH	Invecchiato artificialmente	350	44 - 55 - 66	
	M1.1.Z.AQ	A lavorabilità migliorata	165	48 - 60 - 72	
	M1.2.Z.AQ	A lavorabilità migliorata	200	48 - 60 - 72	
	M1.3.C.AQ	Stabilizzato con titanio+fuso	200	48 - 60 - 72	
	M1.3.Z.AQ	Stabilizzato con Ti	200	48 - 60 - 72	
	M1.4.Z.AQ	Alta resistenza	250	64 - 80 - 96	
		Acciaio inossidabile superaustenitico (Ni>20%)			
	M2.0.C.AQ	Fuso+ricotto/bonificato	165	48 - 60 - 72	
	M2.0.Z.AQ	Ricotto/bonificato	200	48 - 60 - 72	
		Acciaio inox Duplex (austenitico/ferritico)			
	M3.1.Z.AQ	>60% ferrite (N<0.10%)	250	64 - 80 - 96	
	M3.2.Z.AQ	>60% ferrite (N<0.10%)	250	64 - 80 - 96	

Valori in pollici

ISO	Codice MC	Materiale	Durezza Brinell HB	Velocità di taglio (V_c), piedi/min	
M		**Acciaio inossidabile austenitico**		(min-iniziale-max)	
	M1.0.C.UT	Fuso+non trattato	165	157 - 197 - 236	
	M1.0.Z.AQ	Ricotto/bonificato	200	157 - 197 - 236	
	M1.0.Z.PH	Invecchiato artificialmente	350	144 - 180 - 217	
	M1.1.Z.AQ	A lavorabilità migliorata	165	157 - 197 - 236	
	M1.2.Z.AQ	A lavorabilità migliorata	200	157 - 197 - 236	
	M1.3.C.AQ	Stabilizzato con titanio+fuso	200	157 - 197 - 236	
	M1.3.Z.AQ	Stabilizzato con Ti	200	157 - 197 - 236	
	M1.4.Z.AQ	Alta resistenza	250	210 - 262 - 315	
		Acciaio inossidabile superaustenitico (Ni>20%)			
	M2.0.C.AQ	Fuso+ricotto/bonificato	165	157 - 197 - 236	
	M2.0.Z.AQ	Ricotto/bonificato	200	157 - 197 - 236	
		Acciaio inox Duplex (austenitico/ferritico)			
	M3.1.Z.AQ	>60% ferrite (N<0.10%)	250	210 - 262 - 315	
	M3.2.Z.AQ	>60% ferrite (N<0.10%)	250	210 - 262 - 315	

I dati di taglio raccomandati sono validi per l'adduzione di liquido refrigerante interna, che offre le migliori prestazioni.

Pressione preferita 15 bar minimo

Se viene usata l'adduzione di liquido refrigerante esterna:
- E' molto importante variare i dati di taglio per una buona formazione ed evacuazione dei trucioli
- Può rendersi necessario ridurre le velocità di avanzamento rispetto a quanto è possibile con il liquido di raffreddamento interno

ITA

CoroDrill® 860-MM

Adduzione interna di refrigerante

Valori in millimetri

Diametro della punta, mm							
3	4	6	8	10	12	16	
Avanzamento (f_n), mm/giro							
(min-iniziale-max)							
0.058-0.072-0.086	0.073-0.091-0.109	0.103-0.129-0.155	0.134-0.168-0.202	0.134-0.168-0.202	0.162-0.202-0.242	0.214-0.268-0.322	
0.080-0.100-0.120	0.080-0.100-0.120	0.088-0.110-0.132	0.096-0.120-0.144	0.112-0.140-0.168	0.128-0.160-0.192	0.160-0.200-0.240	
0.032-0.040-0.048	0.032-0.040-0.048	0.058-0.073-0.088	0.096-0.120-0.144	0.122-0.140-0.168	0.128-0.160-0.192	0.160-0.200-0.240	
0.058-0.072-0.086	0.073-0.091-0.109	0.103-0.129-0.155	0.134-0.168-0.202	0.134-0.168-0.202	0.162-0.202-0.242	0.214-0.268-0.322	
0.080-0.100-0.120	0.080-0.100-0.120	0.088-0.110-0.132	0.096-0.120-0.144	0.112-0.140-0.168	0.128-0.160-0.192	0.160-0.200-0.240	
0.080- 0.100-0.120	0.080-0.100-0.120	0.088-0.110-0.132	0.096-0.120-0.144	0.112-0.140-0.168	0.128-0.160-0.192	0.160-0.200-0.240	
0.080-0.100-0.120	0.080-0.100-0.120	0.088-0.110-0.132	0.096-0.120-0.144	0.112-0.140-0.168	0.128-0.160-0.192	0.160-0.200-0.240	
0.080-0.100-0.120	0.080-0.100-0.120	0.088-0.110-0.132	0.096-0.120-0.144	0.112-0.140-0.168	0.128-0.160-0.192	0.160-0.200-0.240	
0.058-0.072-0.086	0.073-0.091-0.109	0.103-0.129-0.155	0.134-0.168-0.202	0.134-0.168-0.202	0.162-0.202-0.242	0.214-0.268-0.322	
0.080-0.100-0.120	0.080-0.100-0.120	0.088-0.110-0.132	0.096-0.120-0.144	0.112-0.140-0.168	0.128-0.160-0.192	0.160-0.200-0.240	
0.080-0.100-0.120	0.080-0.100-0.120	0.088-0.110-0.132	0.096-0.120-0.144	0.112-0.140-0.168	0.128-0.160-0.192	0.160-0.200-0.240	
0.080-0.100-0.120	0.080-0.100-0.120	0.088-0.110-0.132	0.096-0.120-0.144	0.112-0.140-0.168	0.128-0.160-0.192	0.160-0.200-0.240	

Valori in pollici

Diametro punta, pollici							
.1181	.1575	.2362	.315	.3937	.4724	.6299	
Avanzamento (f_n), poll./giro							
(min-iniziale-max)							
.0023-.0028-.0034	.0029-.0036-.0043	.0041-.0051-.0061	.0053-.0066-.0080	.0053-.0066-.0080	.0064-.0080-.0095	.0084-.0106-.0127	
.0031-.0039-.0047	.0031-.0039-.0047	.0035-.0043-.0052	.0038-.0047-.0057	.0044-.0055-.0066	.0050-.0063-.0076	.0063-.0079-.0094	
.0013-.0016-.0019	.0013-.0016-.0019	.0023-.0029-.0035	.0038-.0047-.0057	.0044-.0055-.0066	.0050-.0063-.0076	.0063-.0079-.0094	
.0023-.0028-.0034	.0029-.0036-.0043	.0041-.0051-.0061	.0053-.0066-.0080	.0053-.0066-.0080	.0064-.0080-.0095	.0084-.0106-.0127	
.0031-.0039-.0047	.0031-.0039-.0047	.0035-.0043-.0052	.0038-.0047-.0057	.0044-.0055-.0066	.0050-.0063-.0076	.0063-.0079-.0094	
.0031-.0039-.0047	.0031-.0039-.0047	.0035-.0043-.0052	.0038-.0047-.0057	.0044-.0055-.0066	.0050-.0063-.0076	.0063-.0079-.0094	
.0031-.0039-.0047	.0031-.0039-.0047	.0035-.0043-.0052	.0038-.0047-.0057	.0044-.0055-.0066	.0050-.0063-.0076	.0063-.0079-.0094	
.0031-.0039-.0047	.0031-.0039-.0047	.0035-.0043-.0052	.0038-.0047-.0057	.0044-.0055-.0066	.0050-.0063-.0076	.0063-.0079-.0094	
.0023-.0028-.0034	.0029-.0036-.0043	.0041-.0051-.0061	.0053-.0066-.0080	.0053-.0066-.0080	.0064-.0080-.0095	.0084-.0106-.0127	
.0031-.0039-.0047	.0031-.0039-.0047	.0035-.0043-.0052	.0038-.0047-.0057	.0044-.0055-.0066	.0050-.0063-.0076	.0063-.0079-.0094	
.0031-.0039-.0047	.0031-.0039-.0047	.0035-.0043-.0052	.0038-.0047-.0057	.0044-.0055-.0066	.0050-.0063-.0076	.0063-.0079-.0094	
.0031-.0039-.0047	.0031-.0039-.0047	.0035-.0043-.0052	.0038-.0047-.0057	.0044-.0055-.0066	.0050-.0063-.0076	.0063-.0079-.0094	

CoroDrill® 860-SM

Valori in millimetri

ISO	Codice MC	Materiale	Durezza Brinell HB	Velocità di taglio (V_c), m/min	Diametro della punta, mm			
					3.00–6.00	6.01–10.00	10.01–14.00	14.01–20.00
					Avanzamento (f_n), mm/giro			
S	S1.0.U.AN	Superleghe resistenti al calore	200	15≥25	0.06-0.12	0.08-0.14	0.10-0.14	0.12-0.16
	S1.0.U.AG		280	15≥25	0.06-0.12	0.08-0.14	0.10-0.14	0.12-0.16
	S2.0.Z.AN	Leghe a base di Nichel	250	15≥25	0.06-0.12	0.08-0.14	0.10-0.14	0.12-0.16
	S2.0.Z.AG		350	15≥25	0.06-0.12	0.08-0.14	0.10-0.14	0.12-0.16
	S2.0.Z.UT		275	15≥25	0.06-0.12	0.08-0.14	0.10-0.14	0.12-0.16
	S2.0.Z.NS		320	15≥25	0.06-0.12	0.08-0.14	0.10-0.14	0.12-0.16
	S3.0.Z.AN	Leghe a base di cobalto	200	15≥25	0.06-0.12	0.08-0.14	0.10-0.14	0.12-0.16
	S3.0.Z.AG		300	15≥25	0.06-0.12	0.08-0.14	0.10-0.14	0.12-0.16
	S3.0.C.NS		320	15≥25	0.06-0.12	0.08-0.14	0.10-0.14	0.12-0.16
	S4.1.Z.UT	Leghe di titanio	200	40≥60	0.06-0.12	0.08-0.20	0.14-0.28	0.10-0.16
	S4.2.Z.AN		320	40≥60	0.06-0.12	0.08-0.20	0.14-0.28	0.16-0.30
	S4.3.Z.AN		330	40≥60	0.06-0.12	0.08-0.20	0.14-0.28	0.16-0.30
	S4.3.Z.AG		375	40≥60	0.06-0.12	0.08-0.20	0.14-0.28	0.16-0.30
	S4.4.Z.AN		330	40≥60	0.06-0.12	0.08-0.20	0.14-0.28	0.16-0.30
	S4.4.Z.AG		410	40≥60	0.06-0.12	0.08-0.20	0.14-0.28	0.16-0.30

Valori in pollici

ISO	Codice MC	Materiale	Durezza Brinell HB	Velocità di taglio (V_c), piedi/min	Diametro punta, pollici			
					.1181–.2362	.2366–.3937	.3941–.5512	.5516–.7874
					Avanzamento (f_n), poll./giro			
S	S1.0.U.AN	Superleghe resistenti al calore	200	49.2≥82.0	.0024-.0047	.0032-.0055	.0039-.0055	.0047-.0063
	S1.0.U.AG		280	49.2≥82.0	.0024-.0047	.0032-.0055	.0039-.0055	.0047-.0063
	S2.0.Z.AN	Leghe a base di Nichel	250	49.2≥82.0	.0024-.0047	.0032-.0055	.0039-.0055	.0047-.0063
	S2.0.Z.AG		350	49.2≥82.0	.0024-.0047	.0032-.0055	.0039-.0055	.0047-.0063
	S2.0.Z.UT		275	49.2≥82.0	.0024-.0047	.0032-.0055	.0039-.0055	.0047-.0063
	S2.0.Z.NS		320	49.2≥82.0	.0024-.0047	.0032-.0055	.0039-.0055	.0047-.0063
	S3.0.Z.AN	Leghe a base di cobalto	200	49.2≥82.0	.0024-.0047	.0032-.0055	.0039-.0055	.0047-.0063
	S3.0.Z.AG		300	49.2≥82.0	.0024-.0047	.0032-.0055	.0039-.0055	.0047-.0063
	S3.0.C.NS		320	49.2≥82.0	.0024-.0047	.0032-.0055	.0039-.0055	.0047-.0063
	S4.1.Z.UT	Leghe di titanio	200	131.2≥196.6	.0024-.0047	.0032-.0079	.0055-.0110	.0063-.0118
	S4.2.Z.AN		320	131.2≥196.6	.0024-.0047	.0032-.0079	.0055-.0110	.0063-.0118
	S4.3.Z.AN		330	131.2≥196.6	.0024-.0047	.0032-.0079	.0055-.0110	.0063-.0118
	S4.3.Z.AG		375	131.2≥196.6	.0024-.0047	.0032-.0079	.0055-.0110	.0063-.0118
	S4.4.Z.AN		330	131.2≥196.6	.0024-.0047	.0032-.0079	.0055-.0110	.0063-.0118
	S4.4.Z.AG		410	131.2≥196.6	.0024-.0047	.0032-.0079	.0055-.0110	.0063-.0118

I dati di taglio raccomandati sono validi per l'adduzione di liquido refrigerante interna, che offre le migliori prestazioni.

Pressione preferita 15 bar minimo

Se viene usata l'adduzione di liquido refrigerante esterna:
- E' molto importante variare i dati di taglio per una buona formazione ed evacuazione dei trucioli
- Può rendersi necessario ridurre le velocità di avanzamento rispetto a quanto è possibile con il liquido di raffreddamento interno

ITA

CoroDrill® 863

Utensile		M	N	S	O
863.1-A1-O	v_c m/min f_n mm/giro Foratura con penetrazione discontinua				60 - 120 0.050 - 0.100 No
863.1-A1-N	v_c m/min f_n mm/giro Foratura con penetrazione discontinua		200 - 400 0.150 - 0.300 No		
863.1-A1-OS	v_c m/min f_n mm/giro Foratura con penetrazione discontinua		60 - 120 0.050 - 0.100 Sì	15 - 30 0.050 - 0.100 Sì	60 - 120 0.050 - 0.100 No
863.1-B1-OS	v_c m/min f_n mm/giro Foratura con penetrazione discontinua		60 - 120 0.050 - 0.100 Sì	15 - 30 0.050 - 0.100 Sì	60 - 120 0.050 - 0.100 No
863.1-B1-MS	v_c m/min f_n mm/giro Foratura con penetrazione discontinua	15 - 30 0.050 - 0.100 Sì	60 - 120 0.050 - 0.100 Sì	15 - 30 0.050 - 0.100 Sì	

Se l'utensile da taglio deve lavorare su materiali sovrapposti ed è impossibile modificare i parametri per ogni materiale, usare sempre i parametri più bassi.

Punta in metallo duro integrale CoroDrill® 863

Valori in millimetri

ISO	Materiale	Velocità di taglio (V_c), m/min		Diametro della punta, mm			
				3	6	8	10
				Avanzamento (f_n), mm/giro			
O	Resina termoindurita	Min.	65	0.05	0.05	0.05	0.05
		Consigliata	125	0.07	0.07	0.075	0.075
		Max.	200	0.12	0.12	0.15	0.15
	Resina termoplastica	Min.	50	0.05	0.05	0.10	0.10
		Consigliata	75	0.10	0.10	0.15	0.15
		Max.	125	0.15	0.20	0.25	0.25
	BMI/cianato/resina fenolica	Min.	50	0.05	0.08	0.08	0.10
		Consigliata	100	0.10	0.10	0.10	0.15
		Max.	150	0.12	0.20	0.20	0.25

CoroDrill® 861 - GM

12 - 15 x DC

Valori in millimetri

ISO	Codice MC	Materiale	Durezza Brinell HB	Velocità di taglio (V_c) m/min Min.	Max.
P		**Acciaio non legato**			
	P1.1.Z.AN	C=0.10-0.25%	125	80	156
	P1.2.Z.AN	C=0.25-0.55%	190	80	156
		Acciaio debolmente legato			
	P2.2.Z.AN	Ricotto	240	64	120
	P2.5.Z.HT	Bonificato	330	64	120
		Acciaio fortemente legato			
	P3.0.Z.AN	Ricotto	200	64	120
	P4.0.S.NS	**Acciai sinterizzati**	150	80	132
		Acciaio inossidabile			
	P5.1.Z.AN	Ferritico/martensitico	200	20	120
M		**Acciaio inossidabile**			
	M1.0.Z.AQ	Austenitico	200	20	42
	M2.0.Z.AQ	Superaustenitico Ni≥20%	200	20	36
	M3.2.Z.AQ	Duplex (austenitico/ferritico)	260	20	30
K					
	K1.1.C.NS	**Ghisa malleabile (ferritica, perlitica)**	200	60	90
		Ghisa grigia			
	K2.1.C.UT	Bassa resistenza	180	92	138
	K2.2.C.UT	Alta resistenza	245	60	90
		Ghisa nodulare			
	K3.1.C.UT	Ferritica	155	60	90
	K3.3.C.UT	Perlitica	265	60	90
	K5.1.C.NS	**ADI**	300	60	90
N		**Leghe a base di alluminio**			
	N1.1.Z.UT	Commercialmente puro	30	216	324
	N1.2.Z.AG	Leghe AlSi, Si ≤ 1%	100	216	324
	N1.3.C.AG	Leghe fuse AlSi, Si > 1% e < 13%	90	72	216
	N1.4.C.NS	Leghe fuse AlSi, Si ≥ 13%	130	72	108
	N2.0.C.UT	**Leghe a base di magnesio**	70	72	216
		Leghe a base di rame			
	N3.1.U.UT	Leghe di rame senza piombo (incl. rame elettrolitico)	100	100	150
	N3.2.C.UT	Bronzi e ottoni al piombo (Pb ≤ 1%)	90	176	264
	N3.3.U.UT	Leghe a base di rame a lavorabilità migliorata (Pb>1%)	110	176	264
	N3.4.C.UT	Bronzi ad alta resistenza (>225HB)	300	80	120
	N4.0.C.UT	**Leghe a base di zinco**	70	176	264

ITA

CoroDrill® 861 - GM

12 - 15 x DC

Valori in millimetri

Diametro della punta, mm f_n mm/giro																			
3.00-3.99		**4.00-4.99**		**5.00-5.99**		**6.00-7.99**		**8.00-9.99**		**10.00-11.99**		**12.00-14.99**		**15.00-15.99**		**16.00-17.99**		**18.00-20.00**	
Min.	Max.	Min.	Max.	Min.	Max.	Min.	Max.	Min.	Max.	Min.	Max.	Min.	Max.	Min.	Max.	Min.	Max.	Min.	Max.
0.10	0.13	0.12	0.15	0.13	0.17	0.15	0.20	0.20	0.26	0.25	0.33	0.28	0.38	0.31	0.42	0.32	0.43	0.34	0.45
0.10	0.13	0.12	0.15	0.13	0.17	0.15	0.20	0.20	0.26	0.25	0.33	0.28	0.38	0.31	0.42	0.32	0.43	0.34	0.45
0.10	0.13	0.12	0.15	0.13	0.17	0.15	0.20	0.20	0.26	0.25	0.33	0.28	0.38	0.31	0.42	0.32	0.43	0.34	0.45
0.10	0.13	0.12	0.15	0.13	0.17	0.15	0.20	0.20	0.26	0.25	0.33	0.28	0.38	0.31	0.42	0.32	0.43	0.34	0.45
0.10	0.13	0.12	0.15	0.13	0.17	0.15	0.20	0.20	0.26	0.25	0.33	0.28	0.38	0.31	0.42	0.32	0.43	0.34	0.45
0.10	0.13	0.12	0.15	0.13	0.17	0.15	0.20	0.20	0.26	0.25	0.33	0.28	0.38	0.31	0.42	0.32	0.43	0.34	0.45
0.07	0.10	0.08	0.12	0.09	0.13	0.11	0.15	0.14	0.20	0.17	0.25	0.20	0.28	0.22	0.31	0.23	0.32	0.25	0.34
0.07	0.10	0.08	0.12	0.09	0.13	0.11	0.15	0.14	0.20	0.17	0.25	0.20	0.28	0.22	0.31	0.23	0.32	0.25	0.34
0.07	0.10	0.08	0.12	0.09	0.13	0.11	0.15	0.14	0.20	0.17	0.25	0.20	0.28	0.22	0.31	0.23	0.32	0.25	0.34
0.09	0.11	0.11	0.13	0.12	0.14	0.14	0.16	0.19	0.21	0.24	0.26	0.27	0.29	0.30	0.32	0.31	0.33	0.33	0.35
0.12	0.14	0.14	0.16	0.16	0.18	0.19	0.21	0.25	0.27	0.32	0.34	0.37	0.39	0.41	0.43	0.42	0.44	0.44	0.46
0.09	0.11	0.11	0.13	0.12	0.14	0.14	0.16	0.19	0.21	0.24	0.26	0.27	0.29	0.30	0.32	0.31	0.33	0.33	0.35
0.09	0.11	0.11	0.13	0.12	0.14	0.14	0.16	0.19	0.21	0.24	0.26	0.27	0.29	0.30	0.32	0.31	0.33	0.33	0.35
0.09	0.11	0.11	0.13	0.12	0.14	0.14	0.16	0.19	0.21	0.24	0.26	0.27	0.29	0.30	0.32	0.31	0.33	0.33	0.35
0.12	0.14	0.14	0.16	0.16	0.18	0.19	0.21	0.25	0.27	0.32	0.34	0.37	0.39	0.41	0.43	0.42	0.44	0.44	0.46
0.12	0.14	0.14	0.16	0.16	0.18	0.19	0.21	0.25	0.27	0.32	0.34	0.37	0.39	0.41	0.43	0.42	0.44	0.44	0.46
0.12	0.14	0.14	0.16	0.16	0.18	0.19	0.21	0.25	0.27	0.32	0.34	0.37	0.39	0.41	0.43	0.42	0.44	0.44	0.46
0.12	0.14	0.14	0.16	0.16	0.18	0.19	0.21	0.25	0.27	0.32	0.34	0.37	0.39	0.41	0.43	0.42	0.44	0.44	0.46
0.12	0.14	0.14	0.16	0.16	0.18	0.19	0.21	0.25	0.27	0.32	0.34	0.37	0.39	0.41	0.43	0.42	0.44	0.44	0.46
0.09	0.11	0.11	0.13	0.12	0.14	0.14	0.16	0.19	0.21	0.24	0.26	0.27	0.29	0.30	0.32	0.31	0.33	0.33	0.35
0.09	0.11	0.11	0.13	0.12	0.14	0.14	0.16	0.19	0.21	0.24	0.26	0.27	0.29	0.30	0.32	0.31	0.33	0.33	0.35
0.09	0.11	0.11	0.13	0.12	0.14	0.14	0.16	0.19	0.21	0.24	0.26	0.27	0.29	0.30	0.32	0.31	0.33	0.33	0.35
0.06	0.08	0.07	0.09	0.08	0.10	0.10	0.12	0.13	0.15	0.16	0.18	0.19	0.21	0.21	0.23	0.22	0.24	0.24	0.26
0.09	0.11	0.11	0.13	0.12	0.14	0.14	0.16	0.19	0.21	0.24	0.26	0.27	0.29	0.30	0.32	0.31	0.33	0.33	0.35

CoroDrill® 861 - GM

20 - 30 x DC

Valori in millimetri

ISO	Codice MC	No. CMC	Materiale	Durezza Brinell HB	Velocità di taglio (V_c) m/min Min.	Max.
P			**Acciaio non legato**			
	P1.1.Z.AN	01.1	C=0.10-0.25%	125	72	140
	P1.2.Z.AN	01.2	C=0.25-0.55%	190	72	140
			Acciaio debolmente legato			
	P2.2.Z.AN	02.1	Ricotto	240	58	135
	P2.5.Z.HT	02.2	Bonificato	330	58	135
			Acciaio fortemente legato			
	P3.0.Z.AN	03.11	Ricotto	200	58	135
	P4.0.S.NS		**Acciai sinterizzati**	150	72	119
			Acciaio inossidabile			
	P5.1.Z.AN	05.11 /15.11	Ferritico/martensitico	200	19	108
M			**Acciaio inossidabile**			
	M1.0.Z.AQ	05.21/15.21	Austenitico	200	19	38
	M2.0.Z.AQ	05.21/15.21	Superaustenitico Ni≥20%	200	19	33
	M3.2.Z.AQ	05.52/15.52	Duplex (austenitico/ferritico)	260	19	28
K						
	K1.1.C.NS	07.1/07.2	**Ghisa malleabile**	200	55	82
			Ghisa grigia			
	K2.1.C.UT	08.1	Bassa resistenza	180	92	138
	K2.2.C.UT	08.2	Alta resistenza	245	55	82
			Ghisa nodulare			
	K3.1.C.UT	09.1	Ferritica	155	55	82
	K3.3.C.UT	09.2	Perlitica	265	55	82
	K5.1.C.NS		**ADI**	300	55	82
N			**Leghe a base di alluminio**			
	N1.1.Z.UT		Commercialmente puro	30	194	292
	N1.2.Z.AG		Leghe AlSi, Si ≤ 1%	100	194	292
	N1.3.C.AG	30.21	Leghe fuse AlSi, Si > 1% e < 13%	90	65	194
	N1.4.C.NS		Leghe fuse AlSi, Si ≥ 13%	130	65	97
	N2.0.C.UT		**Leghe a base di magnesio**	70	65	194

CoroDrill® 861 - GM

20 - 30 x DC

Valori in millimetri

Diametro della punta, mm f_n mm/giro													
3.00-3.99		4.00-4.99		5.00-5.99		6.00-7.99		8.00-9.99		10.00-11.99		12.00	
Min.	Max.	Min.	Max.	Min.	Max.	Min.	Max.	Min.	Max.	Min.	Max.	Min.	Max.
0.07	0.10	0.08	0.12	0.09	0.13	0.11	0.15	0.14	0.20	0.17	0.25	0.20	0.28
0.07	0.10	0.08	0.12	0.09	0.13	0.11	0.15	0.14	0.20	0.17	0.25	0.20	0.28
0.07	0.10	0.08	0.12	0.09	0.13	0.11	0.15	0.14	0.20	0.17	0.25	0.20	0.28
0.07	0.10	0.08	0.12	0.09	0.13	0.11	0.15	0.14	0.20	0.17	0.25	0.20	0.28
0.07	0.10	0.08	0.12	0.09	0.13	0.11	0.15	0.14	0.20	0.17	0.25	0.20	0.28
0.07	0.10	0.08	0.12	0.09	0.13	0.11	0.15	0.14	0.20	0.17	0.25	0.20	0.28
0.04	0.07	0.05	0.08	0.06	0.09	0.07	0.11	0.09	0.14	0.11	0.17	0.13	0.20
0.04	0.07	0.05	0.08	0.06	0.09	0.07	0.11	0.09	0.14	0.11	0.17	0.13	0.20
0.04	0.07	0.05	0.08	0.06	0.09	0.07	0.11	0.09	0.14	0.11	0.17	0.13	0.20
0.06	0.08	0.07	0.09	0.08	0.10	0.10	0.12	0.13	0.15	0.16	0.18	0.19	0.21
0.12	0.14	0.14	0.16	0.16	0.18	0.19	0.21	0.25	0.27	0.32	0.34	0.37	0.39
0.06	0.08	0.07	0.09	0.08	0.10	0.10	0.12	0.13	0.15	0.16	0.18	0.19	0.21
0.06	0.08	0.07	0.09	0.08	0.10	0.10	0.12	0.13	0.15	0.16	0.18	0.19	0.21
0.06	0.08	0.07	0.09	0.08	0.10	0.10	0.12	0.13	0.15	0.16	0.18	0.19	0.21
0.06	0.08	0.07	0.09	0.08	0.10	0.10	0.12	0.13	0.15	0.16	0.18	0.19	0.21
0.12	0.14	0.14	0.16	0.16	0.18	0.19	0.21	0.25	0.27	0.32	0.34	0.37	0.39
0.12	0.14	0.14	0.16	0.16	0.18	0.19	0.21	0.25	0.27	0.32	0.34	0.37	0.39
0.09	0.11	0.11	0.13	0.12	0.14	0.14	0.16	0.19	0.21	0.24	0.26	0.27	0.29
0.09	0.11	0.11	0.13	0.12	0.14	0.14	0.16	0.19	0.21	0.24	0.26	0.27	0.29
0.09	0.11	0.11	0.13	0.12	0.14	0.14	0.16	0.19	0.21	0.24	0.26	0.27	0.29

CoroDrill® 861 - GM

12 - 15 x DC

Valori in pollici

ISO	Codice MC	No. CMC	Materiale	Durezza Brinell HB	Velocità di taglio (V_c), piedi/min Min.	Max.
P			**Acciaio non legato**			
	P1.1.Z.AN	01.1	C=0.10-0.25%	125	260	510
	P1.2.Z.AN	01.2	C=0.25-0.55%	190	260	510
			Acciaio debolmente legato			
	P2.2.Z.AN	02.1	Ricotto	240	210	395
	P2.5.Z.HT	02.2	Bonificato	330	210	395
			Acciaio fortemente legato			
	P3.0.Z.AN	03.11	Ricotto	200	210	395
	P4.0.S.NS		**Acciai sinterizzati**	150	260	435
			Acciaio inossidabile			
	P5.1.Z.AN	05.11 /15.11	Ferritico/martensitico	200	65	395
M			**Acciaio inossidabile**			
	M1.0.Z.AQ	05.21/15.21	Austenitico	200	65	140
	M2.0.Z.AQ	05.21/15.21	Superaustenitico Ni≥20%	200	65	120
	M3.2.Z.AQ	05.52/15.52	Duplex (austenitico/ferritico)	260	65	100
K						
	K1.1.C.NS	07.1/07.2	**Ghisa malleabile (ferritica, perlitica)**	200	195	295
			Ghisa grigia			
	K2.1.C.UT	08.1	Bassa resistenza	180	300	455
	K2.2.C.UT	08.2	Alta resistenza	245	195	295
			Ghisa nodulare			
	K3.1.C.UT	09.1	Ferritica	155	195	295
	K3.2.C.UT	09.2	Perlitica	265	195	295
	K5.1.C.NS		**ADI**	300	195	295
N			**Leghe a base di alluminio**			
	N1.1.Z.UT		Commercialmente puro	30	710	1065
	N1.2.Z.AG		Leghe AlSi, Si ≤ 1%	100	710	1065
	N1.3.C.AG	30.21	Leghe fuse AlSi, Si > 1% e < 13%	90	235	710
	N1.4.C.NS		Leghe fuse AlSi, Si ≥ 13%	130	235	355
	N2.0.C.UT		**Leghe a base di magnesio**	70	235	710
			Leghe a base di rame			
	N3.1.U.UT		Leghe di rame senza piombo (incl. rame elettrolitico)	100	330	490
	N3.2.C.UT		Bronzi e ottoni al piombo (Pb ≤ 1%)	90	575	865
	N3.3.U.UT		Leghe a base di rame a lavorabilità migliorata (Pb>1%)	110	575	865
	N3.4.C.UT		Bronzi ad alta resistenza (>225HB)	300	260	395
	N4.0.C.UT		**Leghe a base di zinco**	70	575	865

ITA

CoroDrill® 861 - GM

12 - 15 x DC

Valori in pollici

Diametro punta, pollici f_n pollici/giro																			
.1181-.1571		.1572-.1964		.1965-.2358		.2359-.3146		.3147-.3933		.3934-.4720		.4721-.5902		.5905-.6295		.6299-.7083		.7087-.7874	
Min.	Max.	Min.	Max.	Min.	Max.	Min.	Max.	Min.	Max.	Min.	Max.	Min.	Max.	Min.	Max.	Min.	Max.	Min.	Max.
.0039	.0051	.0047	.0059	.0051	.0067	.0059	.0079	.0079	.0102	.0098	.0130	.0110	.0150	.0122	.0165	.0126	.0169	.0134	.0177
.0039	.0051	.0047	.0059	.0051	.0067	.0059	.0079	.0079	.0102	.0098	.0130	.0110	.0150	.0122	.0165	.0126	.0169	.0134	.0177
.0039	.0051	.0047	.0059	.0051	.0067	.0059	.0079	.0079	.0102	.0098	.0130	.0110	.0150	.0122	.0165	.0126	.0169	.0134	.0177
.0039	.0051	.0047	.0059	.0051	.0067	.0059	.0079	.0079	.0102	.0098	.0130	.0110	.0150	.0122	.0165	.0126	.0169	.0134	.0177
.0039	.0051	.0047	.0059	.0051	.0067	.0059	.0079	.0079	.0102	.0098	.0130	.0110	.0150	.0122	.0165	.0126	.0169	.0134	.0177
.0039	.0051	.0047	.0059	.0051	.0067	.0059	.0079	.0079	.0102	.0098	.0130	.0110	.0150	.0122	.0165	.0126	.0169	.0134	.0177
.0028	.0039	.0031	.0047	.0035	.0051	.0043	.0059	.0055	.0079	.0067	.0098	.0079	.011	.0087	.0122	.0091	.0126	.0098	.0134
.0028	.0039	.0031	.0047	.0035	.0051	.0043	.0059	.0055	.0079	.0067	.0098	.0079	.011	.0087	.0122	.0091	.0126	.0098	.0134
.0028	.0039	.0031	.0047	.0035	.0051	.0043	.0059	.0055	.0079	.0067	.0098	.0079	.011	.0087	.0122	.0091	.0126	.0098	.0134
.0035	.0043	.0043	.0051	.0047	.0055	.0055	.0063	.0075	.0083	.0094	.0102	.0106	.0114	.0118	.0126	.0122	.0130	.0130	.0138
.0047	.0055	.0055	.0063	.0063	.0071	.0075	.0083	.0098	.0106	.0126	.0134	.0146	.0154	.0161	.0169	.0165	.0173	.0173	.0181
.0035	.0043	.0043	.0051	.0047	.0055	.0055	.0063	.0075	.0083	.0094	.0102	.0106	.0114	.0118	.0126	.0122	.0130	.0130	.0138
.0035	.0043	.0043	.0051	.0047	.0055	.0055	.0063	.0075	.0083	.0094	.0102	.0106	.0114	.0118	.0126	.0122	.0130	.0130	.0138
.0035	.0043	.0043	.0051	.0047	.0055	.0055	.0063	.0075	.0083	.0094	.0102	.0106	.0114	.0118	.0126	.0122	.0130	.0130	.0138
.0035	.0043	.0043	.0051	.0047	.0055	.0055	.0063	.0075	.0083	.0094	.0102	.0106	.0114	.0118	.0126	.0122	.0130	.0130	.0138
.0047	.0055	.0055	.0063	.0063	.0071	.0354	.0083	.0098	.0106	.0126	.0134	.0146	.0154	.0161	.0169	.0165	.0173	.0173	.0181
.0047	.0055	.0055	.0063	.0063	.0071	.0354	.0083	.0098	.0106	.0126	.0134	.0146	.0154	.0161	.0169	.0165	.0173	.0173	.0181
.0047	.0055	.0055	.0063	.0063	.0071	.0075	.0083	.0098	.0106	.0126	.0134	.0146	.0154	.0161	.0169	.0165	.0173	.0173	.0181
.0047	.0055	.0055	.0063	.0063	.0071	.0075	.0083	.0098	.0106	.0126	.0134	.0146	.0154	.0161	.0169	.0165	.0173	.0173	.0181
.0047	.0055	.0055	0.0063	.0063	.0071	.0075	.0083	.0098	.0106	.0126	.0134	.0146	.0154	.0161	.0169	.0165	.0173	.0173	.0181
.0035	.0043	.0043	.0051	.0047	.0055	.0055	.0063	.0075	.0083	.0094	.0102	.0106	.0114	.0118	.0126	.0122	.0130	.0130	.0138
.0035	.0043	.0043	.0051	.0047	.0055	.0055	.0063	.0075	.0083	.0094	.0102	.0106	.0114	.0118	.0126	.0122	.0130	.0130	.0138
.0035	.0043	.0043	.0051	.0047	.0055	.0055	.0063	.0075	.0083	.0094	.0102	.0106	.0114	.0118	.0126	.0122	.0130	.0130	.0138
.0024	.0031	.0028	.0035	.0031	.0039	.0039	.0047	.0051	.0059	.0063	.0071	.0075	.0083	.0083	.0091	.0087	.0094	.0094	.0102
.0035	.0043	.0043	.0051	.0047	.0055	.0055	.0063	.0075	.0083	.0094	.0102	.0106	.0114	.0118	.0126	.0122	.0130	.0130	.0138

CoroDrill® 861 - GM

20 - 30 x DC

Valori in pollici

ISO	Codice MC	No. CMC	Materiale	Durezza Brinell HB	Velocità di taglio (V_c), piedi/min Min.	Max.
P			**Acciaio non legato**			
	P1.1.Z.AN	01.1	C=0.10-0.25%	125	235	460
	P1.2.Z.AN	01.2	C=0.25-0.55%	190	235	460
			Acciaio debolmente legato			
	P2.2.Z.AN	02.1	Ricotto	240	190	445
	P2.5.Z.HT	02.2	Bonificato	330	190	445
			Acciaio fortemente legato			
	P3.0.Z.AN	03.11	Ricotto	200	190	445
	P4.0.S.NS		**Acciai sinterizzati**	150	235	390
			Acciaio inossidabile			
	P5.1.Z.AN	05.11 /15.11	Ferritico/martensitico	200	60	355
M			**Acciaio inossidabile**			
	M1.0.Z.AQ	05.21/15.21	Austenitico	200	60	125
	M2.0.Z.AQ	05.21/15.21	Superaustenitico Ni≥20%	200	60	110
	M3.2.Z.AQ	05.52/15.52	Duplex (austenitico/ferritico)	260	60	90
K						
	K1.1.C.NS	07.1/07.2	**Ghisa malleabile (ferritica, perlitica)**	200	180	270
			Ghisa grigia			
	K2.1.C.UT	08.1	Bassa resistenza	180	300	455
	K2.2.C.UT	08.2	Alta resistenza	245	180	270
			Ghisa nodulare			
	K3.1.C.UT	09.1	Ferritica	155	180	270
	K3.3.C.UT	09.2	Perlitica	265	180	270
	K5.1.C.NS		**ADI**	300	180	270
N			**Leghe a base di alluminio**			
	N1.1.Z.UT		Commercialmente puro	30	635	960
	N1.2.Z.AG		Leghe AlSi, Si ≤ 1%	100	635	960
	N1.3.C.AG		Leghe fuse AlSi, Si > 1% e < 13%	90	215	635
	N1.4.C.NS		Leghe fuse AlSi, Si ≥ 13%	130	215	320
	N2.0.C.UT		**Leghe a base di magnesio**	70	215	635

ITA

CoroDrill® 861 - GM

20 - 30 x DC

Valori in pollici

Diametro punta, pollici f_n pollici/giro													
.1181-.1571		.1572-.1964		.1965-.2358		.2359-.3146		.3147-.3933		.3934-.4720		.4724	
Min.	Max.	Min.	Max.	Min.	Max.	Min.	Max.	Min.	Max.	Min.	Max.	Min.	Max.
.0028	.0039	.0031	.0047	.0035	.0051	.0043	.0059	.0055	.0079	.0067	.0098	.0079	011
.0028	.0039	.0031	.0047	.0035	.0051	.0043	.0059	.0055	.0079	.0067	.0098	.0079	.011
.0028	.0039	.0031	.0047	.0035	.0051	.0043	.0059	.0055	.0079	.0067	.0098	.0079	.011
.0028	.0039	.0031	.0047.	.0035	.0051	.0043	.0059	.0055	.0079	.0067	.0098	.0079	.011
.0028	.0039	.0031	.0047	.0035	.0051	.0043	.0059	.0055	.0079	.0067	.0098	.0079	.011
.0028	.0039	.0031	.0047	.0035	.0051	.0043	.0059	.0055	.0079	.0067	.0098	.0079	.011
.0028	.0039	.0031	.0047	.0035	.0051	.0043	.0059	.0055	.0079	.0067	.0098	.0079	.011
.0016	.0028	.002	.0031	.0024	.0035	.0028	.0043	.0035	.0055	.0043	.0067	.0051	.0079
.0016	.0028	.002	.0031.	.0024	.0035	.0028	.0043	.0035	.0055	.0043	.0067	.0051	.0079
.0016	.0028	.002	.0031	.0024	.0035	.0028	.0043	.0035	.0055	.0043	.0067	.0051	.0079
.0024	.0031	.0028	.0035	.0031	.0039	.0039	.0047	.0051	.0059	.0063	.0071	.0075	.0083
.0047	.0055	.0055	.0063	.0063	.0071	.0075	.0083	.0098	.0106	.0126	.0134	.0146	.0154
.0024	.0031	.0028	.0035	.0031	.0035	.0039	.0047	.0051	.0059	.0063	.0071	.0075	
.0024	.0031	.0028	.0035	.0031	.0039	.0039	.0047	.0051	.0059	.0063	.0071	.0075	.0083
.0024	.0031	.0028	.0035	.0031	.0039	.0039	.0047	.0051	.0059	.0063	.0071	.0075	.0083
.0024	.0031	.0028	.0035	.0031	.0039	.0039	.0047	.0051	.0059	.0063	.0071	.0075	.0083
.0047	.0055	.0055	.0063	.0063	.0071	.0075	.0083	.0098	.0106	.0126	.0134	.0146	.0154
.0047	.0055	.0055	.0063	.0063	.0071	.0075	.0083	.0098	.0106	.0126	.0134	.0146	.0154
.0035	.0043	.0043	.0051	.0047	.0055	.0055	.0063	.0075	.0083	.0094	.0102	.0106	.0114
.0035	.0043	.0043	.0051	.0047	.0055	.0055	.0063	.0075	.0083	.0094	.0102	.0106	.0114
.0035	.0043	.0043	.0051	.0047	.0055	.0055	.0063	.0075	.0083	.0094	.0102	.0106	.0114

CoroDrill® 862

Valori in millimetri

ISO	Codice MC	No. CMC	Materiale	Durezza Brinell HB	Velocità di taglio (V_c) m/min		Diametro punta, DC f_n mm/giro			
							1.85-2.49		2.50-2.99	
					min.	max.	min.	max.	min.	max.
P			**Acciaio non legato**							
	P1.1.Z.AN	01.1	C=0.1-0.25%	125	40	60	0.07	0.09	0.10	0.13
	P1.2.Z.AN	01.2	C=0.25-0.55%	190	40	60	0.07	0.09	0.10	0.13
			Acciaio debolmente legato							
	P2.2.Z.AN	02.1	Ricotto	240	32	60	0.06	0.08	0.09	0.11
	P2.5.Z.HT	02.2	Bonificato	330	32	60	0.06	0.08	0.09	0.11
			Acciaio fortemente legato							
	P3.0.Z.AN	03.11	Ricotto	200	32	60	0.06	0.08	0.09	0.11
	P4.0.S.NS		**Acciai sinterizzati**	150	40	60	0.06	0.08	0.09	0.11
			Acciaio inossidabile							
	P5.1.Z.AN	05.11/15.11	Ferritico/martensitico	200	18	60	0.03	0.07	0.04	0.1
M			**Acciaio inossidabile**							
	M1.0.Z.AQ	05.21/15.21	Austenitico	200	18	26	0.02	0.04	0.03	0.05
	M2.0.Z.AQ	05.21/15.21	Superaustenitico Ni≥20%	200	18	26	0.02	0.04	0.03	0.05
	M3.2.Z.AQ	05.52/15.52	Austenitico/Ferritico (Duplex)	260	18	26	0.02	0.04	0.03	0.05
K			**Ghisa malleabile**							
	K1.1.C.NS	07.1/07.2	Ferritica/Perlitica	200	32	48	0.04	0.06	0.06	0.08
			Ghisa grigia							
	K2.1.C.UT	08.1	Bassa resistenza	180	40	60	0.08	0.10	0.12	0.14
	K2.2.C.UT	08.2	Alta resistenza	245	32	48	0.04	0.06	0.06	0.08
			Ghisa nodulare							
	K3.1.C.UT	09.1	Ferritica	155	32	48	0.04	0.06	0.06	0.08
	K3.3.C.UT	09.2	Perlitica	265	32	48	0.04	0.06	0.06	0.08
	K4.2.C.UT		**CGI**	230	32	48	0.04	0.06	0.06	0.08
	K5.1.C.NS		**ADI**	300	32	48	0.04	0.06	0.06	0.08
S			**Superleghe resistenti al calore**							
	S1.0.U.AG		base Ferro	280	12	18	0.02	0.04	0.03	0.05
	S2.0.Z.AG	20.22	Base Ni	350	12	18	0.02	0.04	0.03	0.05
	S4.3.Z.AN	23.22	Base Titanio	330	12	18	0.02	0.04	0.03	0.05
N			**Leghe a base di alluminio**							
	N1.1.Z.UT		Commercialmente puro	30	48	72	0.09	0.11	0.14	0.16
	N1.2.Z.AG		Leghe AlSi, Si ≤ 1%	100	48	72	0.09	0.11	0.14	0.16
	N1.3.C.AG	30.21	Leghe fuse AlSi, Si > 1% e < 13%	90	40	60	0.09	0.11	0.14	0.16
	N1.4.C.NS		Leghe fuse AlSi, Si ≥ 13%	130	40	60	0.09	0.11	0.14	0.16
	N2.0.C.UT		**Leghe a base di magnesio**	70	120	240	0.06	0.08	0.09	0.11

CoroDrill® 862

Valori in pollici

ISO	Codice MC	No. CMC	Materiale	Durezza Brinell	Velocità di taglio (V_c), piedi/min		Diametro punta, DC f_n pollici/giro			
							.0728-.0980		.0981-.1177	
				HB	min.	max.	min.	max.	min.	max.
P			**Acciaio non legato**							
	P1.1.Z.AN	01.1	C=0.1-0.25%	125	130	195	.0028	.0035	.0039	.0051
	P1.2.Z.AN	01.2	C=0.25-0.55%	190	130	195	.0028	.0035	.0039	.0051
			Acciaio debolmente legato							
	P2.2.Z.AN	02.1	Ricotto	240	105	195	.0024	.0031	.0035	.0043
	P2.5.Z.HT	02.2	Bonificato	330	105	195	.0024	.0031	.0035	.0043
			Acciaio fortemente legato							
	P3.0.Z.AN	03.11	Ricotto	200	105	195	.0024	.0031	.0035	.0043
	P4.0.S.NS		**Acciai sinterizzati**	150	130	195	.0024	.0031	.0035	.0043
			Acciaio inossidabile							
	P5.1.Z.AN	05.11 /15.11	Ferritico/martensitico	200	60	195	.0012	.0028	.0016	.0039
M			**Acciaio inossidabile**							
	M1.0.Z.AQ	05.21/15.21	Austenitico	200	60	85	.0008	.0016	.0012	.002
	M2.0.Z.AQ	05.21/15.21	Superaustenitico Ni≥20%	200	60	85	.0008	.0016	.0012	.002
	M3.2.Z.AQ	05.52/15.52	Austenitico/Ferritico (Duplex)	260	60	85	.0008	.0016	.0012	.002
K			**Ghisa malleabile**							
	K1.1.C.NS	07.1/07.2	Ferritica/Perlitica	200	105	155	.0016	.0024	.0024	.0031
			Ghisa grigia							
	K2.1.C.UT	08.1	Bassa resistenza	180	130	195	.0031	.0039	.0047	.0055
	K2.2.C.UT	08.2	Alta resistenza	245	105	155	.0016	.0024	.0024	.0031
			Ghisa nodulare							
	K3.1.C.UT	09.1	Ferritica	155	105	155	.0016	.0024	.0024	.0031
	K3.3C.UT	09.2	Perlitica	265	105	155	.0016	.0024	.0024	.0031
	K4.2.C.UT		**CGI**	230	105	155	.0016	.0024	.0024	.0031
	K5.1.C.NS		**ADI**	300	105	155	.0016	.0024	.0024	.0031
S			**Superleghe resistenti al calore**							
	S1.0.U.AG		base Ferro	280	40	60	.0008	.0016	.0012	.002
	S2.0.Z.AG	20.22	Base Ni	350	40	60	.0008	.0016	.0012	.002
	S4.3.Z.AN	23.22	Base Titanio	330	40	60	.0008	.0016	.0012	.002
N			**Leghe a base di alluminio**							
	N1.1.Z.UT		Commercialmente puro	30	155	235	.0035	.0043	.0055	.0063
	N1.2.Z.AG		Leghe AlSi, Si ≤ 1%	100	155	235	.0035	.0043	.0055	.0063
	N1.3.C.AG	30.21	Leghe fuse AlSi, Si > 1% e < 13%	90	130	195	.0035	.0043	.0055	.0063
	N1.4.C.NS		Leghe fuse AlSi, Si ≥ 13%	130	130	195	.0035	.0043	.0055	.0063
	N2.0.C.UT		**Leghe a base di magnesio**	70	395	785	.0024	.0031	.0035	.0043

CoroDrill® 400

Valori in millimetri

ISO	Codice MC	Materiale	Velocità di taglio (V_c) m/min	Diametro della punta, mm 1.50 - 3.00	3.01 - 6.00	6.01 - 10.00	10.01 - 14.00	14.01 - 20.00	20.01 - 32.00
				Avanzamento f_n mm/giro (min - max)					
N	N1.1	Commercialmente puro	300 - 600	0.06 - 0.15	0.15 - 0.25	0.25 - 0.40	0.30 - 0.45	0.40 - 0.55	0.45 - 0.60
	N1.2	Al Si ≤1% Si	250 - 500	0.06 - 0.15	0.15 - 0.25	0.25 - 0.40	0.30 - 0.45	0.30 - 0.45	0.45 - 0.60
	N1.3	Leghe fuse a base di Al Si, Si ≥1% e <13%	250 - 500	0.06 - 0.15	0.15 - 0.25	0.25 - 0.40	0.30 - 0.45	0.30 - 0.45	0.45 - 0.60
	N1.4	Leghe fuse a base di Al Si, Si ≥13%	200 - 400	0.06 - 0.15	0.15 - 0.25	0.25 - 0.40	0.30 - 0.45	0.30 - 0.45	0.45 - 0.60

Valori in pollici

ISO	Codice MC	Materiale	Velocità di taglio (v_c), piedi/min	Diametro punta, pollici .059 - .118	.118 - .236	.236 - .394	.394 - .551	.552 - .787	.787 - 1.260
				Avanzamento f_n poll./giro (min - max)					
N	N1.1	Commercialmente puro	984 - 1968	.002 - .006	.006 - .010	.010 - .016	.012 - .018	.016 - .022	.018 - .024
	N1.2	Al Si ≤1% Si	820 - 1640	.002 - .006	.006 - .010	.010 - .016	.012 - .018	.016 - .022	.018 - .024
	N1.3	Leghe fuse a base di Al Si, Si ≥1% e <13%	820 - 1640	.002 - .006	.006 - .010	.010 - .016	.012 - .018	.016 - .022	.018 - .024
	N1.4	Leghe fuse a base di Al Si, Si ≥13%	656 - 1312	.002 - .006	.006 - .010	.010 - .016	.012 - .018	.016 - .022	.018 - .024

Tipo di punta 4 per usare giri/min DC2 e avanzamento DC1.

CoroDrill® 430

Valori in millimetri

ISO	Codice MC	Materiale	Velocità di taglio (V_c) m/min	Diametro della punta, mm 1.50 - 3.00	3.01 - 6.00	6.01 - 10.00	10.01 - 14.00	14.01 - 20.00	20.01 - 32.00
				Avanzamento f_n mm/giro (min - max)					
N	N1.1	Commercialmente puro	300 - 600	0.06 - 0.15	0.15 - 0.25	0.25 - 0.40	0.30 - 0.45	0.40 - 0.55	0.45 - 0.60
	N1.2	Al Si ≤1% Si	250 - 500	0.06 - 0.15	0.15 - 0.25	0.25 - 0.40	0.30 - 0.45	0.30 - 0.45	0.45 - 0.60
	N1.3	Leghe fuse a base di Al Si, Si ≥1% e <13%	250 - 500	0.06 - 0.15	0.15 - 0.25	0.25 - 0.40	0.30 - 0.45	0.30 - 0.45	0.45 - 0.60
	N1.4	Leghe fuse a base di Al Si, Si ≥13%	200 - 400	0.06 - 0.15	0.15 - 0.25	0.25 - 0.40	0.30 - 0.45	0.30 - 0.45	0.45 - 0.60

Valori in pollici

ISO	Codice MC	Materiale	Velocità di taglio (v_c), piedi/min	Diametro punta, pollici .059 - .118	.118 - .236	.236 - .394	.394 - .551	.552 - .787	.787 - 1.260
				Avanzamento f_n poll./giro (min - max)					
N	N1.1	Commercialmente puro	984 - 1968	.002 - .006	.006 - .010	.010 - .016	.012 - .018	.016 - .022	.018 - .024
	N1.2	Al Si ≤1% Si	820 - 1640	.002 - .006	.006 - .010	.010 - .016	.012 - .018	.016 - .022	.018 - .024
	N1.3	Leghe fuse a base di Al Si, Si ≥1% e <13%	820 - 1640	.002 - .006	.006 - .010	.010 - .016	.012 - .018	.016 - .022	.018 - .024
	N1.4	Leghe fuse a base di Al Si, Si ≥13%	656 - 1312	.002 - .006	.006 - .010	.010 - .016	.012 - .018	.016 - .022	.018 - .024

NOTA GENERALE

Nota: N1DU è PCD venato e può lavorare con valori di avanzamento e velocità superiori rispetto al metallo duro integrale.
Nota: per le punte a gradini, calcolare i giri/min sul diametro e più grande e l'avanzamento sul diametro più piccolo
Nota: per i tipi di punta 2, 4, 5 & e 6 in cui il rapporto dei gradini è superiore a 1.5 ovvero pilota di 5.00 mm con diametro maggiore di 8.00 mm, iniziare con l'avanzamento minimo consigliato.
Nota: il valore Vc della punta integrale è ridotto del 20% rispetto al valore della punta con refrigerante
Nota: velocità e avanzamento possono essere entro il 20% del valore iniziale

CoroDrill® 452

Velocità di taglio consigliate

	vc m/min	v_c piedi/min	f_n mm/giro	f_n poll./giro
CFRP	60	197	0.08	.00315
Alluminio	60	197	0.08	.00315
Titanio	15	49	0.05	.00197
Acciaio inossidabile	15	49	0.05	.00197

Maschiatura

V

Versatile

CoroTap™ 200

M	C6-C10
MF	C11-C13
UNC	C14-C15
UNF	C16-C17
G	C18

CoroTap™ 300

M	C19-C26
MF	C27-C29
UNC	C30-C31
UNF	C33-C34
G	C36
NPT	C37
NPTF	C37

CoroTap™ 400

M	C38-C47
MF	C48-C49
UNC	C50
UNF	C51
EGM	C52

O

Ottimizzata

CoroTap™ 100

M	C53-C61
MF	C62-C66
UNC	C67-C68
UNF	C69-C70
G	C71

CoroTap™ 200

M	C72-C85
MF	C86-C89
MJ	C90
UNC	C91-C96
UNF	C96-C98
UNJC	C99
UNJF	C100

CoroTap™ 300

M	C101-C117
MF	C118-C124
MJ	C125
UNC	C126-C131
UNF	C131-C136
G	C137
NPT/NPTF	C138
UNJC	C139
UNJF	C140
EGUNF	C141
EGUNJF	C142

CoroTap™ 400

M	C143-C147
MF	C148-C149
UNC	C150-C151
UNF	C152-C153

C

Personalizzato

CoroTap™

CoroTap™ 100	E7
CoroTap™ 200	E7
CoroTap™ 300	E7
CoroTap™ 400	E7

O C

CoroTap™ 100

- Maschi con scanalature diritte
- Utilizzati principalmente per materiali a truciolo corto come la ghisa
- Adatti a fori sia passanti sia ciechi

V O C

CoroTap™ 300

- Maschi con rettifica della scanalatura elicoidale
- La scanalatura elicoidale trasporta i trucioli fuori dal foro
- Migliore opzione per i fori ciechi

V O C

CoroTap™ 200

- Maschi con imbocco corretto rettificato
- Spingono i trucioli in avanti
- Utilizzati per fori passanti

V O C

CoroTap™ 400

- Maschi che formano il filetto senza tagliare
- Fori sia passanti sia ciechi
- Disponibile con e senza scanalature per l'olio

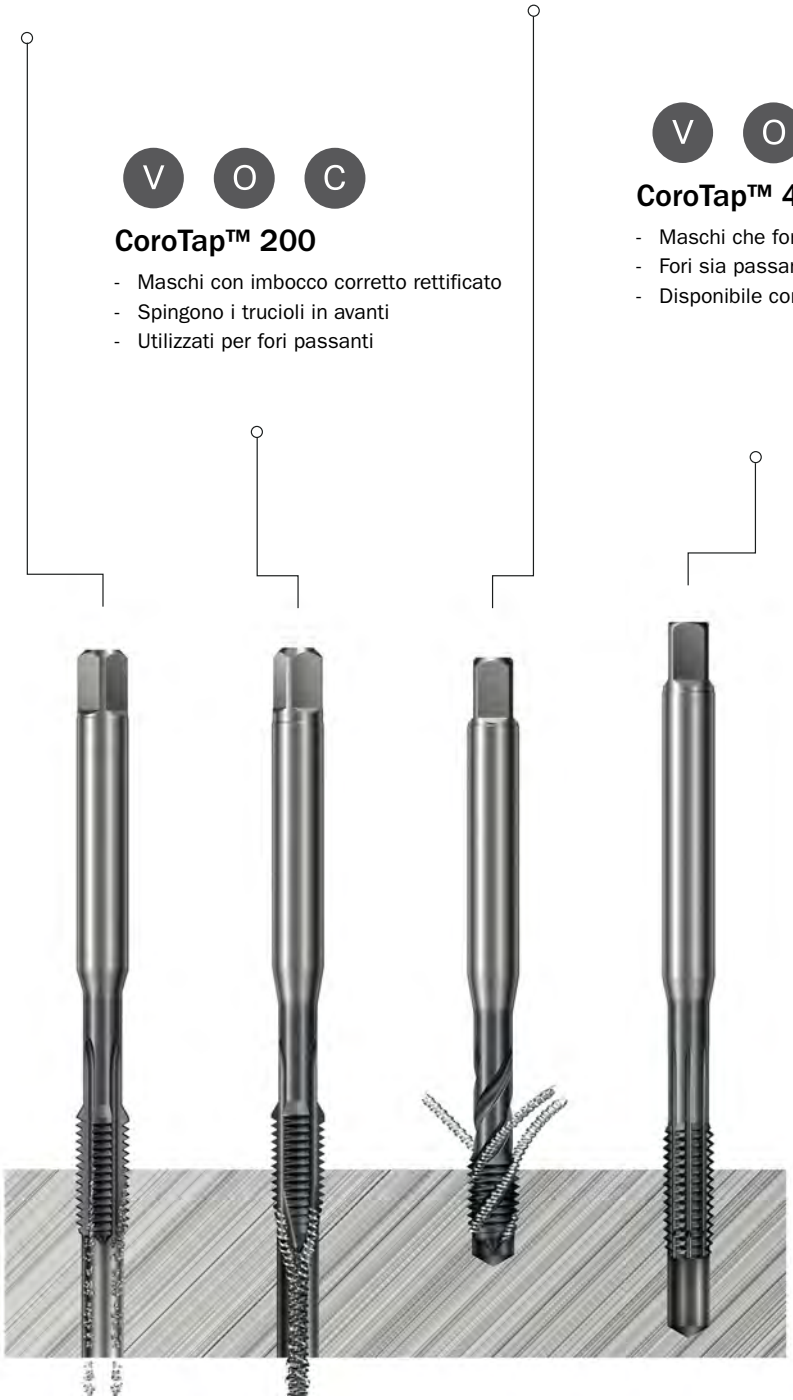

Versatile

	M	MF	UNC	UNF	G	M	M	MF	UNC
V									
CoroTap™	200	200	200	200	200	300	300	300	300
Gamma di maschiatura	M2 - M30	M4 - M30	No.2-1", No.4-1"	No.8-1", No.4-1"	No.1/8-1"	M2 - M36	M2 - M64	M4 - M30	No.4-1", No.2-1"
Campi di applicazione ISO	P M K N S	P M K N S	P M K N S	P M K N S	P M K N S	P N S	P M K N S	P M K N S	P M K N S
Foro passante o cieco									
THCHT	B 3.5-5	B 3.5-5	B 3.5-5	B 3.5-5	B 3.5-5	C 2-3	C 2-3, E 1.5-2	C 2-3, E 1.5-2	C 2-3, E 1.5-2
TCTR	6H, 6G	6H	2B, 3BX	2B, 3BX	NORMALE	6H, 6HX	6H,6G	6H	2B, 3BX
ULDR	2.5-3.0 xD	2.5 xD	2.5 xD	2.5 xD	2.5 xD	1.5-2.0 x D	2.5-3.0 xD	2.5 xD	2.5 xD
Refrigerante interno	✗	✗	✗	✗	✗	✗	✗	✗	✗
Refrigerante esterno	✓	✓	✓	✓	✓	✓	✓	✓	✓
Pagina	C7-C10	C11-C13	C14-C15	C16-C17	C18	C20-C22	C23-C26	C27-C29	C30-C31

	UNF	G	NPT	NPTF	M	MF	UNC	UNF	Inserto EGM
V									
CoroTap™	300	300	300	300	400	400	400	400	400
Gamma di maschiatura	No.4-1", No.8 - 1"	1/8-1.1/2	1/16 - 1"	1/16 - 3/4"	M1 - M24	M5 - M16	No.4 - 1"	No.10-1	EGM3 - EGM12
Campi di applicazione ISO	P M K N S	P M K N S	P M K N S	P M K N S	P M N S	P M N S	P M N S	P M N S	P M N S
Foro passante o cieco									
THCHT	C 2-3, E 1.5-2	C 2-3	C 2-3	C 2-3	C 2-3, E 1.5-2	C 2-3	C 2-3	C 2-3	C 2-3
TCTR	2B, 3BX	NORMALE	NORMALE	NORMALE	6H, 6HX, 6GX	6HX, 6H	2B	2B	6HMOD
ULDR	2.5 xD	2.5 xD	1.5 x D	1.5 x D	3.0 - 3.5 xD	3.0 xD	3.0 xD	3.0 xD	3.0 xD
Refrigerante interno	✗	✗	✗	✗	✓	✗	✗	✗	✗
Refrigerante esterno	✓	✓	✓	✓	✓	✓	✓	✓	✓
Pagina	C33-C34	C36	C37	C37	C39-C47	C48-C49	C50	C51	C52

Ottimizzata

	M	MF	UNC	UNF	G	M	MF
CoroTap™	100	100	100	100	100	200	200
Gamma di maschiatura	M3 - M24	M8 - M20	1/4 - 7/8	1/4 - 7/8	No.1/8-1"	M1-M30	M4 - M30
Campi di applicazione ISO	K N H	K	K	K	K	P M N S	P M S
Foro passante o cieco							
THCHT	C 2-3, E 1.5-2	C 2-3, E 1.5-2	C 2-3, E1.5-2	C 2-3, E1.5-2	C 2-3	B 3.5-5	B 3.5-5, C 2-3
TCTR	6HX, 6H	6HX	2BX	2BX	NORMALE	6HX, 6H	6HX, 6H
ULDR	2.0-2.5 xD	2.5 xD	2.5 xD	2.5 xD	2.0 xD	2.0 - 3.0 xD	2.5 - 3.0 xD
BSG	DIN 371 DIN 376 C-DIN 371 DIN 371/ANSI DIN 376/ANSI	DIN 374 DIN 374/ANSI	DIN 2184-1/ANSI DIN 376/ANSI	DIN 2184-1/ANSI	DIN 5156	DIN 371 DIN 376 C-DIN 371 DIN/ANSI C-DIN/ANSI	DIN 371 DIN 374 DIN/ANSI
Refrigerante interno	✓	✓	✓	✓	✗	✓	✗
Refrigerante esterno	✓	✓	✓	✓	✓	✓	✓
Pagina	C54-C61	C62-C66	C67-C68	C69-C70	C71	C73-C85	C86-C89

	MJ	UNC	UNF	UNJC	UNJF	M	MF
CoroTap™	200	200	200	200	200	300	300
Gamma di maschiatura	M4 - M8	No.4-3/4, 1/4-1"	No.4-3/4, No.10-7/8	No.4- No.8	No.10 - 3/8", No.10 - 1/2"	M1.6-M30	M4-M30
Campi di applicazione ISO	S	P M N S	M N S	S	S	P M K N S H	P M N S
Foro passante o cieco							
THCHT	B 3.5-5	B 3.5-5	B 3.5-5	B 3.5-5	B 3.5-5	C 2-3	C 2-3
TCTR	4H	2BX 2B,3B	2B, 3BX	3BX	3B, 3BX	6HX, 6H	6HX, 6H
ULDR	2.0 xD	2.0 - 3.0 xD	2.0 - 2.5 xD	2.0 xD	2.0 xD	1.5 - 3.0 xD	1.5 - 3.0 xD
BSG	DIN 371	DIN/ANSI C-DIN/ANSI	DIN/ANSI	DIN/ANSI	DIN 2184-1 DIN/ANSI	C-DIN 371 DIN 371 DIN 376 DIN/ANSI	DIN 371 DIN 376 DIN/ANSI
Refrigerante interno	✗	✓	✗	✗	✗	✓	✗
Refrigerante esterno	✓	✓	✓	✓	✓	✓	✓
Pagina	C90	C91-C96	C96-C98	C99	C100	C102-C117	C118-C124

ITA

Ottimizzata

	MJ	UNC	UNF	G	NPT	NPTF	UNJC
O							
CoroTap™	300	300	300	300	300	300	300
Gamma di maschiatura	M3 - M8	No.2-1"	No.6-1"	1/8-1"	1/16-1"	1/16-3/4	No.10 -No.8
Campi di applicazione ISO	S	P M N S	P M N S	M	M	M	S
Foro passante o cieco							
THCHT	C 2-3	C 2-3	C 2-3	C 2-3	C 2-3	C 2-3	C 2-3
TCTR	4H	2B,3B, 2BX	2B,3B, 2BX	NORMALE	NORMALE	NORMALE	3B
ULDR	1.5 xD	1.5 - 3.0 xD	1.5 - 3.0 xD	2.0 x D	1.5 x D	1.5 x D	1.5 x D
BSG	DIN 371	DIN 2184-1 DIN/ANSI C-DIN/ANSI	DIN 2184-1 DIN/ANSI C-DIN/ANSI	DIN 5156	DIN/ANSI	DIN/ANSI	DIN 2184-1
Refrigerante interno	✗	✓	✓	✗	✗	✗	✗
Refrigerante esterno	✓	✓	✓	✓	✓	✓	✓
Pagina	C125	C126-C131	C131-C136	C137	C138	C142	C139

	UNJF	EGUNF	EGUNJF	M	MF	UNC	UNF
O							
CoroTap™	300	300	300	400	400	400	400
Gamma di maschiatura	No.6 - 3/8"	No.10 - 1/4"	No.10 - 5/16"	M3-M16	M5-M16	No. 4-5/8"	No. 10-5/8"
Campi di applicazione ISO	S	S	S	P N	P	P	P
Foro passante o cieco							
THCHT	C 2-3	C 2-3	C 2-3	C 2-3, E 0.5-2	C 2-3	C 2-3, E 1.5-2	C 2-3, E 1.5-2
TCTR	3B	3B	3B	6HX, 6GX	6HX	2BX	2BX
ULDR	1.5 x D	2.0 x D	1.5 x D	3.0 xD	3.0 xD	3.0 xD	3.0 xD
BSG	DIN 2184-1	DIN 2184-1	DIN 2184-1	DIN 2174 DIN/ANSI	DIN 2174	DIN/ANSI	DIN/ANSI
Refrigerante interno	✗	✗	✗	✓	✓	✓	✓
Refrigerante esterno	✓	✓	✓	✓	✓	✓	✓
Pagina	C140	C141	C142	C144-C147	C148-C149	C150-C151	C152-C153

CoroTap™ 200

Applicazioni

- Solo per fori passanti
- Disponibili con varie forme di filetti e standard
- Fino a 3xD in base al materiale

V C

Campi di applicazioni ISO:

P M K N S

Vantaggi e caratteristiche

- Smusso B (filetti 3.5-5) per elevata sicurezza di processo
- Trattamento dei taglienti per ridurre forza assiale e momento torcente, rendere più fluido il funzionamento dell'utensile, ridurre il rischio di scheggiatura del tagliente e, infine, migliorare finitura superficiale, durata utensile e formazione truciolo
- Maschi di acciaio sinterizzato ad alta velocità per maggiore robustezza, resistenza all'usura e durata utensile
- Disponibilità di rivestimenti e qualità differenti

- Maschi con imbocco corretto rettificato
- Spingono i trucioli in avanti
- Utilizzati per fori passanti

www.sandvik.coromant.com/corotap200

CoroChuck™ 970, vedere il catalogo degli utensili rotanti.

ITA

CoroTap™ 200, maschio con imbocco corretto

Tipo di filetto: metrico

DIN 371, DIN 376

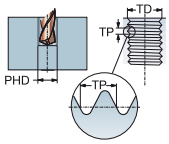

ULDR 2.5
SUBSTRATE HSS-PM

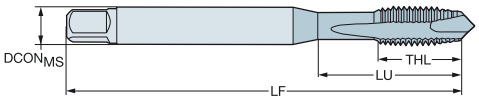

TDZ	TP	LU	CZC$_{MS}$	THCHT	TCTR	Codice di ordinazione	P						M						K						N						S						Dimensioni in mm e pollici						
							B110	B145	B150	C110	C145	C150	B110	B145	B150	C110	C145	C150	B110	B145	B150	C110	C145	C150	B110	B145	B150	C110	C145	C150	B110	B145	B150	C110	C145	C150	DCON$_{MS}$	TD	LF	THL	NOF	PHD	BSG
M 2	0.40	9.00	2.80 x 2.10	B	6H	T200-XM100DA-M2				★	★	★				★	★	★				★	★	★				★	★	★				★	★	★	2.8	2.00	45.0	6.0	2	1.6	DIN 371
		.354																																	.110	.079	1.772	.236		.063	
M 2.5	0.45	12.50	2.80 x 2.10	B	6H	T200-XM100DA-M2.5				★	★	★				★	★	★				★	★	★				★	★	★				★	★	★	2.8	2.50	50.0	8.0	2	2.1	DIN 371
		.492																																	.110	.098	1.969	.315		.081	
M 3	0.50	18.00	3.50 x 2.70	B	6H	T200-XM100DA-M3				★	★	★				★	★	★				★	★	★				★	★	★				★	★	★	3.5	3.00	56.0	8.9	3	2.5	DIN 371
		.709																																	.138	.118	2.205	.350		.098	
M 3.5	0.60	20.00	4.00 x 3.00	B	6H	T200-XM100DA-M3.5				★	★	★				★	★	★				★	★	★				★	★	★				★	★	★	4.0	3.50	56.0	10.8	3	2.9	DIN 371
		.787																																	.157	.138	2.205	.425		.114	
M 4	0.70	21.00	4.50 x 3.40	B	6H	T200-XM100DA-M4				★	★	★				★	★	★				★	★	★				★	★	★				★	★	★	4.5	4.00	63.0	11.7	3	3.3	DIN 371
		.827																																	.177	.157	2.480	.461		.130	
M 4.5	0.75	25.00	6.00 x 4.90	B	6H	T200-XM100DA-M4.5				★	★	★				★	★	★				★	★	★				★	★	★				★	★	★	6.0	4.50	70.0	13.0	3	3.8	DIN 371
		.984																																	.236	.177	2.756	.512		.150	
M 5	0.80	25.00	6.00 x 4.90	B	6H	T200-XM100DA-M5				★	★	★				★	★	★				★	★	★				★	★	★				★	★	★	6.0	5.00	70.0	12.6	3	4.2	DIN 371
		.984																																	.236	.197	2.756	.496		.165	
M 6	1.00	30.00	6.00 x 4.90	B	6H	T200-XM100DA-M6				★	★	★				★	★	★				★	★	★				★	★	★				★	★	★	6.0	6.00	80.0	14.5	3	5.0	DIN 371
		1.181																																	.236	.236	3.150	.571		.197	
M 7	1.00	30.00	7.00 x 5.50	B	6H	T200-XM100DA-M7				★	★	★				★	★	★				★	★	★				★	★	★				★	★	★	7.0	7.00	80.0	14.5	3	6.0	DIN 371
		1.181																																	.276	.276	3.150	.571		.236	
M 8	1.25	35.00	8.00 x 6.20	B	6H	T200-XM100DA-M8				★	★	★				★	★	★				★	★	★				★	★	★				★	★	★	8.0	8.00	90.0	17.4	3	6.8	DIN 371
		1.378																																	.315	.315	3.543	.685		.268	
M 10	1.50	39.00	10.00 x 8.00	B	6H	T200-XM100DA-M10				★	★	★				★	★	★				★	★	★				★	★	★				★	★	★	10.0	10.00	100.0	19.2	3	8.5	DIN 371
		1.535																																	.394	.394	3.937	.756		.335	
M 3	0.50	37.00	2.20 x 1.80	B	6H	T200-XM101DA-M3				★	★	★				★	★	★				★	★	★				★	★	★				★	★	★	2.2	3.00	56.0	10.0	3	2.5	DIN 376
		1.457																																	.087	.118	2.205	.394		.098	
M 4	0.70	43.00	2.80 x 2.10	B	6H	T200-XM101DA-M4				★	★	★				★	★	★				★	★	★				★	★	★				★	★	★	2.8	4.00	63.0	11.9	3	3.3	DIN 376
		1.693																																	.110	.157	2.480	.469		.130	
M 5	0.80	49.00	3.50 x 2.70	B	6H	T200-XM101DA-M5				★	★	★				★	★	★				★	★	★				★	★	★				★	★	★	3.5	5.00	70.0	13.2	3	4.2	DIN 376
		1.929																																	.138	.197	2.756	.520		.165	
M 6	1.00	59.00	4.50 x 3.40	B	6H	T200-XM101DA-M6				★	★	★				★	★	★				★	★	★				★	★	★				★	★	★	4.5	6.00	80.0	15.1	3	5.0	DIN 376
		2.323																																	.177	.236	3.150	.594		.197	
M 8	1.25	67.00	6.00 x 4.90	B	6H	T200-XM101DA-M8				★	★	★				★	★	★				★	★	★				★	★	★				★	★	★	6.0	8.00	90.0	18.0	3	6.8	DIN 376
		2.638																																	.236	.315	3.543	.709		.268	
M 10	1.50	77.00	7.00 x 5.50	B	6H	T200-XM101DA-M10				★	★	★				★	★	★				★	★	★				★	★	★				★	★	★	7.0	10.00	100.0	20.0	3	8.5	DIN 376
		3.032																																	.276	.394	3.937	.787		.335	
M 12	1.75	83.00	9.00 x 7.00	B	6H	T200-XM101DA-M12				★	★	★				★	★	★				★	★	★				★	★	★				★	★	★	9.0	12.00	110.0	23.0	3	10.2	DIN 376
		3.268																																	.354	.472	4.331	.906		.402	
M 14	2.00	81.00	11.00 x 9.00	B	6H	T200-XM101DA-M14				★	★	★				★	★	★				★	★	★				★	★	★				★	★	★	11.0	14.00	110.0	25.0	3	12.0	DIN 376
		3.189																																	.433	.551	4.331	.984		.472	
M 16	2.00	68.00	12.00 x 9.00	B	6H	T200-XM101DA-M16				★	★	★				★	★	★				★	★	★				★	★	★				★	★	★	12.0	16.00	110.0	25.0	3	14.0	DIN 376
		2.677																																	.472	.630	4.331	.984		.551	
M 18	2.50	81.00	14.00 x 11.00	B	6H	T200-XM101DA-M18	★	★	★				★	★	★				★	★	★				★	★	★				★	★	★				14.0	18.00	125.0	30.0	4	15.5	DIN 376
		3.189																																	.551	.709	4.921	1.181		.610	
M 20	2.50	95.00	16.00 x 12.00	B	6H	T200-XM101DA-M20	★	★	★				★	★	★				★	★	★				★	★	★				★	★	★				16.0	20.00	140.0	30.0	4	17.5	DIN 376
		3.740																																	.630	.787	5.512	1.181		.689	
M 22	2.50	93.00	18.00 x 14.50	B	6H	T200-XM101DA-M22	★	★	★				★	★	★				★	★	★				★	★	★				★	★	★				18.0	22.00	140.0	34.0	4	19.5	DIN 376
		3.661																																	.709	.866	5.512	1.339		.768	
M 24	3.00	113.00	18.00 x 14.50	B	6H	T200-XM101DA-M24	★	★	★				★	★	★				★	★	★				★	★	★				★	★	★				18.0	24.00	160.0	38.0	4	21.0	DIN 376
		4.449																																	.709	.945	6.299	1.496		.827	
M 27	3.00	97.00	20.00 x 16.00	B	6H	T200-XM101DA-M27	★	★	★				★	★	★				★	★	★				★	★	★				★	★	★				20.0	27.00	160.0	38.0	4	24.0	DIN 376
		3.819																																	.787	1.063	6.299	1.496		.945	
M 30	3.50	115.00	22.00 x 18.00	B	6H	T200-XM101DA-M30	★	★	★				★	★	★				★	★	★				★	★	★				★	★	★				22.0	30.00	180.0	45.0	4	26.5	DIN 376
		4.528																																	.866	1.181	7.087	1.772		1.043	

C162 C157 E9 E27 C154

CoroTap™ 200, maschio con imbocco corretto

Tipo di filetto: metrico

DIN 371, DIN 376

ULDR 2.5
SUBSTRATE HSS-PM

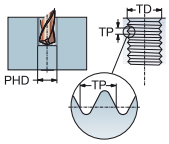

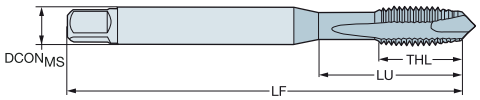

							P						M						K						N						S						Dimensioni in mm e pollici						
TDZ	TP	LU	CZC_{MS}	THCHT	TCTR	Codice di ordinazione	B110	B145	B150	C110	C145	C150	B110	B145	B150	C110	C145	C150	B110	B145	B150	C110	C145	C150	B110	B145	B150	C110	C145	C150	B110	B145	B150	C110	C145	C150	$DCON_{MS}$	TD	LF	THL	NOF	PHD	BSG
M 3	0.50	18.00	3.50 x 2.70	B	6G	T200-XM104DA-M3				★	★	★				★	★	★				★	★	★				★	★	★				★	★	★	3.5	3.00	56.0	8.9	3	2.5	DIN 371
		.709																																			*.138*	*.118*	*2.205*	*.350*		*.098*	
M 4	0.70	21.00	4.50 x 3.40	B	6G	T200-XM104DA-M4				★	★	★				★	★	★				★	★	★				★	★	★				★	★	★	4.5	4.00	63.0	12.0	3	3.3	DIN 371
		.827																																			*.177*	*.157*	*2.480*	*.472*		*.130*	
M 5	0.80	25.00	6.00 x 4.90	B	6G	T200-XM104DA-M5				★	★	★				★	★	★				★	★	★				★	★	★				★	★	★	6.0	5.00	70.0	13.0	3	4.2	DIN 371
		.984																																			*.236*	*.197*	*2.756*	*.512*		*.165*	
M 6	1.00	30.00	6.00 x 4.90	B	6G	T200-XM104DA-M6				★	★	★				★	★	★				★	★	★				★	★	★				★	★	★	6.0	6.00	80.0	15.0	3	5.0	DIN 371
		1.181																																			*.236*	*.236*	*3.150*	*.591*		*.197*	
M 8	1.25	35.00	8.00 x 6.20	B	6G	T200-XM104DA-M8				★	★	★				★	★	★				★	★	★				★	★	★				★	★	★	8.0	8.00	90.0	18.0	3	6.8	DIN 371
		1.378																																			*.315*	*.315*	*3.543*	*.709*		*.268*	
M 10	1.50	39.00	10.00 x 8.00	B	6G	T200-XM104DA-M10				★	★	★				★	★	★				★	★	★				★	★	★				★	★	★	10.0	10.00	100.0	20.0	3	8.5	DIN 371
		1.535																																			*.394*	*.394*	*3.937*	*.787*		*.335*	
M 12	1.75	83.00	9.00 x 7.00	B	6G	T200-XM105DA-M12				★	★	★				★	★	★				★	★	★				★	★	★				★	★	★	9.0	12.00	110.0	23.0	3	10.2	DIN 376
		3.268																																			*.354*	*.472*	*4.331*	*.906*		*.402*	
M 16	2.00	68.00	12.00 x 9.00	B	6G	T200-XM105DA-M16				★	★	★				★	★	★				★	★	★				★	★	★				★	★	★	12.0	16.00	110.0	25.0	3	14.0	DIN 376
		2.677																																			*.472*	*.630*	*4.331*	*.984*		*.551*	
M 20	2.50	95.00	16.00 x 12.00	B	6G	T200-XM105DA-M20	★	★	★				★	★	★				★	★	★				★	★	★				★	★	★				16.0	20.00	140.0	30.0	4	17.5	DIN 376
		3.740																																			*.630*	*.787*	*5.512*	*1.181*		*.689*	

C162 C157 E9 E27 C154

ITA

CoroTap™ 200, maschio con imbocco corretto

Tipo di filetto: metrico

DIN 371, DIN 376

ULDR 3.0
SUBSTRATE HSS-E
COATING PVD TIALN

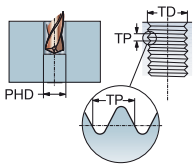

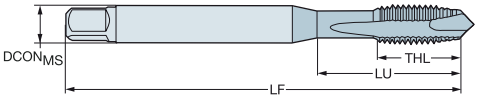

P M K N S

Dimensioni in mm e pollici

TDZ	TP	LU	CZC_{MS}	THCHT	TCTR	Codice di ordinazione	$DCON_{MS}$	TD	LF	THL	NOF	BSG
M 3	0.50	18.00	3.50 x 2.70	B	6H	E616M3	3.5	3.00	112.0	9.0	3	DIN 371
		.709					*.138*	*.118*	*4.409*	*.354*		
M 4	0.70	21.00	4.50 x 3.40	B	6H	E616M4	4.5	4.00	112.0	12.0	3	DIN 371
		.827					*.177*	*.157*	*4.409*	*.472*		
M 5	0.80	25.00	6.00 x 4.90	B	6H	E616M5	6.0	5.00	125.0	13.0	3	DIN 371
		.984					*.236*	*.197*	*4.921*	*.512*		
M 6	1.00	30.00	6.00 x 4.90	B	6H	E616M6	6.0	6.00	125.0	15.0	3	DIN 371
		1.181					*.236*	*.236*	*4.921*	*.591*		
M 8	1.25	40.00	8.00 x 6.20	B	6H	E616M8	8.0	8.00	140.0	18.0	3	DIN 371
		1.575					*.315*	*.315*	*5.512*	*.709*		
M 10	1.50	50.00	10.00 x 8.00	B	6H	E616M10	10.0	10.00	160.0	20.0	3	DIN 371
		1.969					*.394*	*.394*	*6.299*	*.787*		
M 12	1.75	153.00	9.00 x 7.00	B	6H	E616M12	9.0	12.00	180.0	23.0	3	DIN 376
		6.024					*.354*	*.472*	*7.087*	*.906*		
M 14	2.00	151.00	11.00 x 9.00	B	6H	E616M14	11.0	14.00	180.0	25.0	3	DIN 376
		5.945					*.433*	*.551*	*7.087*	*.984*		
M 16	2.00	158.00	12.00 x 9.00	B	6H	E616M16	12.0	16.00	200.0	25.0	3	DIN 376
		6.220					*.472*	*.630*	*7.874*	*.984*		
M 20	2.50	179.00	16.00 x 12.00	B	6H	E616M20	16.0	20.00	224.0	30.0	4	DIN 376
		7.047					*.630*	*.787*	*8.819*	*1.181*		

C162 C157 E9 C154

CoroTap™ 200, maschio con imbocco corretto

Tipo di filetto: metrico

DIN 371/ANSI

ULDR 2.5
SUBSTRATE HSS-PM

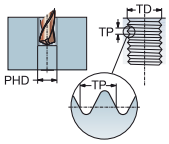

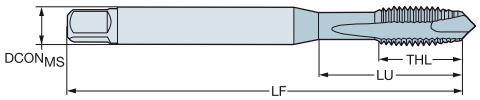

TDZ	TP	LU	CZC_{MS}	THCHT	TCTR	Codice di ordinazione	P C110	P C145	P C150	M C110	M C145	M C150	K C110	K C145	K C150	N C110	N C145	N C150	S C110	S C145	S C150	$DCON_{MS}$	TD	LF	THL	NOF	PHD	BSG
M 4	0.70	21.50	.168 x .131	B	6H	T200-XM100AA-M4	★	★	★	★	★	★	★	★	★	★	★	★	★	★	★	4.3	4.00	63.0	13.6	3	3.3	DIN 371/ANSI
		.846																				*.168*	*.157*	*2.480*	*.535*		*.130*	
M 5	0.80	28.00	.194 x .152	B	6H	T200-XM100AA-M5	★	★	★	★	★	★	★	★	★	★	★	★	★	★	★	4.9	5.00	70.0	14.6	3	4.2	DIN 371/ANSI
		1.102																				*.194*	*.197*	*2.756*	*.575*		*.165*	
M 6	1.00	25.00	.255 x .191	B	6H	T200-XM100AA-M6	★	★	★	★	★	★	★	★	★	★	★	★	★	★	★	6.5	6.00	80.0	15.9	3	5.0	DIN 371/ANSI
		.984																				*.255*	*.236*	*3.150*	*.626*		*.197*	
M 8	1.25	34.00	.318 x .238	B	6H	T200-XM100AA-M8	★	★	★	★	★	★	★	★	★	★	★	★	★	★	★	8.1	8.00	90.0	18.9	3	6.8	DIN 371/ANSI
		1.339																				*.318*	*.315*	*3.543*	*.744*		*.268*	
M 10	1.50	38.50	.381 x .286	B	6H	T200-XM100AA-M10	★	★	★	★	★	★	★	★	★	★	★	★	★	★	★	9.7	10.00	100.0	21.0	3	8.5	DIN 371/ANSI
		1.516																				*.381*	*.394*	*3.937*	*.827*		*.335*	
M 12	1.75	81.82	.367 x .275	B	6H	T200-XM101AA-M12	★	★	★	★	★	★	★	★	★	★	★	★	★	★	★	9.3	12.00	110.0	23.1	3	10.2	DIN 376/ANSI
		3.221																				*.367*	*.472*	*4.331*	*.909*		*.402*	
M 14	2.00	80.30	.429 x .322	B	6H	T200-XM101AA-M14	★			★			★			★			★			10.9	14.00	110.0	23.1	3	12.0	DIN 376/ANSI
		3.161																				*.429*	*.551*	*4.331*	*.909*		*.472*	
M 16	2.00	65.78	.480 x .360	B	6H	T200-XM101AA-M16	★	★	★	★	★	★	★	★	★	★	★	★	★	★	★	12.2	16.00	110.0	23.1	3	14.0	DIN 376/ANSI
		2.590																				*.480*	*.630*	*4.331*	*.909*		*.551*	
M 18	2.50	79.00	.542 x .406	B	6H	T200-XM101AA-M18	★	★	★	★	★	★	★	★	★	★	★	★	★	★	★	13.8	18.00	125.0	30.0	4	15.5	DIN 376/ANSI
		3.110																				*.542*	*.709*	*4.921*	*1.181*		*.610*	
M 20	2.50	92.47	.652 x .489	B	6H	T200-XM101AA-M20	★	★	★	★	★	★	★	★	★	★	★	★	★	★	★	16.6	20.00	140.0	30.0	4	17.5	DIN 376/ANSI
		3.641																				*.652*	*.787*	*5.512*	*1.181*		*.689*	

Dimensioni in mm e pollici

C162 C157 E9 E27 C154

SANDVIK Coromant

ITA

CoroTap™ 200, maschio con imbocco corretto

Tipo di filetto: metrico a passo fine

DIN 374

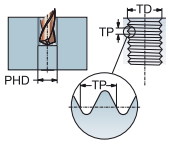

ULDR 2.5
SUBSTRATE HSS-PM

							P						M						K						N						S						Dimensioni in mm e pollici						
							B110	B145	B150	C110	C145	C150	B110	B145	B150	C110	C145	C150	B110	B145	B150	C110	C145	C150	B110	B145	B150	C110	C145	C150	B110	B145	B150	C110	C145	C150							
TDZ	TP	LU	CZC_{MS}	THCHT	TCTR	Codice di ordinazione																															$DCON_{MS}$	TD	LF	THL	NOF	PHD	BSG
MF 4x0.5	0.50	43.00	2.80 x 2.10	B	6H	T200-XM100DB-M4X050				★	★	★				★	★	★				★	★	★				★	★	★				★	★	★	2.8	4.00	63.0	11.9	3	3.5	DIN 374
		1.693																																			*.110*	*.157*	*2.480*	*.469*		*.138*	
MF 5x0.5	0.50	49.00	3.50 x 2.70	B	6H	T200-XM100DB-M5X050				★	★	★				★	★	★				★	★	★				★	★	★				★	★	★	3.5	5.00	70.0	13.2	3	4.5	DIN 374
		1.929																																			*.138*	*.197*	*2.756*	*.520*		*.177*	
MF 6x0.75	0.75	59.00	4.50 x 3.40	B	6H	T200-XM100DB-M6X075				★	★	★				★	★	★				★	★	★				★	★	★				★	★	★	4.5	6.00	80.0	15.1	3	5.3	DIN 374
		2.323																																			*.177*	*.236*	*3.150*	*.594*		*.209*	
MF 8x0.75	0.75	57.00	6.00 x 4.90	B	6H	T200-XM100DB-M8X075				★	★	★				★	★	★				★	★	★				★	★	★				★	★	★	6.0	8.00	80.0	14.9	3	7.3	DIN 374
		2.244																																			*.236*	*.315*	*3.150*	*.587*		*.287*	
MF 8x1	1.00	67.00	6.00 x 4.90	B	6H	T200-XM100DB-M8X100				★	★	★				★	★	★				★	★	★				★	★	★				★	★	★	6.0	8.00	90.0	18.0	3	7.0	DIN 374
		2.638																																			*.236*	*.315*	*3.543*	*.709*		*.276*	
MF 10x0.75	0.75	67.00	7.00 x 5.50	B	6H	T200-XM100DB-M10X075				★	★	★				★	★	★				★	★	★				★	★	★				★	★	★	7.0	10.00	90.0	17.6	3	9.3	DIN 374
		2.638																																			*.276*	*.394*	*3.543*	*.693*		*.366*	
MF 10x1	1.00	67.00	7.00 x 5.50	B	6H	T200-XM100DB-M10X100				★	★	★				★	★	★				★	★	★				★	★	★				★	★	★	7.0	10.00	90.0	17.6	3	9.0	DIN 374
		2.638																																			*.276*	*.394*	*3.543*	*.693*		*.354*	
MF 10x1.25	1.25	77.00	7.00 x 5.50	B	6H	T200-XM100DB-M10X125				★	★	★				★	★	★				★	★	★				★	★	★				★	★	★	7.0	10.00	100.0	19.8	3	8.8	DIN 374
		3.032																																			*.276*	*.394*	*3.937*	*.780*		*.346*	
MF 12x1	1.00	73.00	9.00 x 7.00	B	6H	T200-XM100DB-M12X100				★	★	★				★	★	★				★	★	★				★	★	★				★	★	★	9.0	12.00	100.0	21.0	3	11.0	DIN 374
		2.874																																			*.354*	*.472*	*3.937*	*.827*		*.433*	
MF 12x1.25	1.25	73.00	9.00 x 7.00	B	6H	T200-XM100DB-M12X125				★	★	★				★	★	★				★	★	★				★	★	★				★	★	★	9.0	12.00	100.0	21.0	3	10.8	DIN 374
		2.874																																			*.354*	*.472*	*3.937*	*.827*		*.425*	
MF 12x1.5	1.50	73.00	9.00 x 7.00	B	6H	T200-XM100DB-M12X150				★	★	★				★	★	★				★	★	★				★	★	★				★	★	★	9.0	12.00	100.0	21.0	3	10.5	DIN 374
		2.874																																			*.354*	*.472*	*3.937*	*.827*		*.413*	
MF 14x1	1.00	71.00	11.00 x 9.00	B	6H	T200-XM100DB-M14X100				★	★	★				★	★	★				★	★	★				★	★	★				★	★	★	11.0	14.00	100.0	21.0	3	13.0	DIN 374
		2.795																																			*.433*	*.551*	*3.937*	*.827*		*.512*	
MF 14x1.25	1.25	71.00	11.00 x 9.00	B	6H	T200-XM100DB-M14X125				★	★	★				★	★	★				★	★	★				★	★	★				★	★	★	11.0	14.00	100.0	21.0	3	12.8	DIN 374
		2.795																																			*.433*	*.551*	*3.937*	*.827*		*.504*	
MF 14x1.5	1.50	71.00	11.00 x 9.00	B	6H	T200-XM100DB-M14X150				★	★	★				★	★	★				★	★	★				★	★	★				★	★	★	11.0	14.00	100.0	21.0	3	12.5	DIN 374
		2.795																																			*.433*	*.551*	*3.937*	*.827*		*.492*	
MF 16x1	1.00	58.00	12.00 x 9.00	B	6H	T200-XM100DB-M16X100				★	★	★				★	★	★				★	★	★				★	★	★				★	★	★	12.0	16.00	100.0	21.0	3	15.0	DIN 374
		2.283																																			*.472*	*.630*	*3.937*	*.827*		*.591*	
MF 16x1.5	1.50	58.00	12.00 x 9.00	B	6H	T200-XM100DB-M16X150				★	★	★				★	★	★				★	★	★				★	★	★				★	★	★	12.0	16.00	100.0	21.0	3	14.5	DIN 374
		2.283																																			*.472*	*.630*	*3.937*	*.827*		*.571*	
MF 18x1	1.00	66.00	14.00 x 11.00	B	6H	T200-XM100DB-M18X100	★	★	★				★	★	★				★	★	★				★	★	★				★	★	★				14.0	18.00	110.0	24.0	4	17.0	DIN 374
		2.598																																			*.551*	*.709*	*4.331*	*.945*		*.669*	
MF 18x1.5	1.50	66.00	14.00 x 11.00	B	6H	T200-XM100DB-M18X150	★	★	★				★	★	★				★	★	★				★	★	★				★	★	★				14.0	18.00	110.0	24.0	4	16.5	DIN 374
		2.598																																			*.551*	*.709*	*4.331*	*.945*		*.650*	
MF 20x1	1.00	80.00	16.00 x 12.00	B	6H	T200-XM100DB-M20X100	★	★	★				★	★	★				★	★	★				★	★	★				★	★	★				16.0	20.00	125.0	24.0	4	19.0	DIN 374
		3.150																																			*.630*	*.787*	*4.921*	*.945*		*.748*	
MF 20x1.5	1.50	80.00	16.00 x 12.00	B	6H	T200-XM100DB-M20X150	★	★	★				★	★	★				★	★	★				★	★	★				★	★	★				16.0	20.00	125.0	24.0	4	18.5	DIN 374
		3.150																																			*.630*	*.787*	*4.921*	*.945*		*.728*	
MF 22x1.5	1.50	78.00	18.00 x 14.50	B	6H	T200-XM100DB-M22X150	★	★	★				★	★	★				★	★	★				★	★	★				★	★	★				18.0	22.00	125.0	25.0	4	20.5	DIN 374
		3.071																																			*.709*	*.866*	*4.921*	*.984*		*.807*	
MF 24x1.5	1.50	93.00	18.00 x 14.50	B	6H	T200-XM100DB-M24X150	★	★	★				★	★	★				★	★	★				★	★	★				★	★	★				18.0	24.00	140.0	28.0	4	22.5	DIN 374
		3.661																																			*.709*	*.945*	*5.512*	*1.102*		*.886*	
MF 24x2	2.00	93.00	18.00 x 14.50	B	6H	T200-XM100DB-M24X200	★	★	★				★	★	★				★	★	★				★	★	★				★	★	★				18.0	24.00	140.0	28.0	4	22.0	DIN 374
		3.661																																			*.709*	*.945*	*5.512*	*1.102*		*.866*	
MF 25x1.5	1.50	93.00	18.00 x 14.50	B	6H	T200-XM100DB-M25X150	★	★	★				★	★	★				★	★	★				★	★	★				★	★	★				18.0	25.00	140.0	28.0	4	23.5	DIN 374
		3.661																																			*.709*	*.984*	*5.512*	*1.102*		*.925*	
MF 26x1.5	1.50	93.00	18.00 x 14.50	B	6H	T200-XM100DB-M26X150	★	★	★				★	★	★				★	★	★				★	★	★				★	★	★				18.0	26.00	140.0	28.0	4	24.5	DIN 374
		3.661																																			*.709*	*1.024*	*5.512*	*1.102*		*.965*	
MF 27x1.5	1.50	77.00	20.00 x 16.00	B	6H	T200-XM100DB-M27X150		★	★					★	★					★	★					★	★					★	★				20.0	27.00	140.0	28.0	4	25.5	DIN 374
		3.032																																			*.787*	*1.063*	*5.512*	*1.102*		*1.004*	
MF 27x2	2.00	77.00	20.00 x 16.00	B	6H	T200-XM100DB-M27X200	★	★	★				★	★	★				★	★	★				★	★	★				★	★	★				20.0	27.00	140.0	28.0	4	25.0	DIN 374
		3.032																																			*.787*	*1.063*	*5.512*	*1.102*		*.984*	

C162 C157 E9 E27 C154

CoroTap™ 200, maschio con imbocco corretto

Tipo di filetto: metrico a passo fine

DIN 374

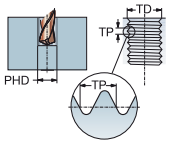

ULDR 2.5
SUBSTRATE HSS-PM

TDZ	TP	LU	CZC_{MS}	THCHT	TCTR	Codice di ordinazione	P						M						K						N						S						Dimensioni in mm e pollici						
							B110	B145	B150	C110	C145	C150	B110	B145	B150	C110	C145	C150	B110	B145	B150	C110	C145	C150	B110	B145	B150	C110	C145	C150	B110	B145	B150	C110	C145	C150	$DCON_{MS}$	TD	LF	THL	NOF	PHD	BSG
MF 28x1.5	1.50	77.00	20.00 x 16.00	B	6H	T200-XM100DB-M28X150	★						★						★						★						★						20.0	28.00	140.0	28.0	4	26.5	DIN 374
		3.032																																		*.787*	*1.102*	*5.512*	*1.102*		*1.043*	
MF 30x1.5	1.50	85.00	22.00 x 18.00	B	6H	T200-XM100DB-M30X150	★	★	★				★	★	★				★	★	★				★	★	★				★	★	★				22.0	30.00	150.0	28.0	4	28.5	DIN 374
		3.346																																		*.866*	*1.181*	*5.906*	*1.102*		*1.122*	
MF 30x2	2.00	85.00	22.00 x 18.00	B	6H	T200-XM100DB-M30X200	★	★	★				★	★	★				★	★	★				★	★	★				★	★	★				22.0	30.00	150.0	28.0	4	28.0	DIN 374
		3.346																																		*.866*	*1.181*	*5.906*	*1.102*		*1.102*	

C162 C157 E9 E27 C154

ITA

CoroTap™ 200, maschio con imbocco corretto

Tipo di filetto: metrico a passo fine

DIN 374/ANSI

ULDR 2.5
SUBSTRATE HSS-PM

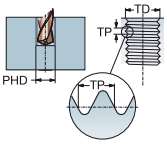

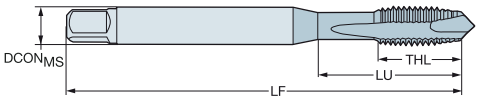

TDZ	TP	LU	CZC_{MS}	THCHT	TCTR	Codice di ordinazione	P C110	P C145	P C150	M C110	M C145	M C150	K C110	K C145	K C150	N C110	N C145	N C150	S C110	S C145	S C150	$DCON_{MS}$	TD	LF	THL	NOF	PHD	BSG
MF 8x1	1.00	34.00	.318 x .238	B	6H	T200-XM100AB-M8X100	★		★	★		★	★		★	★		★	★		★	8.1	8.00	90.0	18.7	3	7.0	DIN 374/ANSI
		1.339																				*.318*	*.315*	*3.543*	*.736*		*.276*	
MF 10x1	1.00	37.50	.381 x .286	B	6H	T200-XM100AB-M10X100	★	★	★	★	★	★	★	★	★	★	★	★	★	★	★	9.7	10.00	90.0	18.0	3	9.0	DIN 374/ANSI
		1.476																				*.381*	*.394*	*3.543*	*.709*		*.354*	
MF 14x1.5	1.50	70.30	.429 x .322	B	6H	T200-XM101AB-M14X150		★	★		★	★		★	★		★	★		★	★	10.9	14.00	100.0	21.1	3	12.5	DIN 374/ANSI
		2.768																				*.429*	*.551*	*3.937*	*.831*		*.492*	
MF 18x1.5	1.50	64.00	.542 x .406	B	6H	T200-XM101AB-M18X150	★			★			★			★			★			13.8	18.00	110.0	23.9	4	16.5	DIN 374/ANSI
		2.520																				*.542*	*.709*	*4.331*	*.941*		*.650*	

Dimensioni in mm e pollici

C162 C157 E9 E27 C154

CoroTap™ 200, maschio con imbocco corretto

Tipo di filetto: UNC

DIN 2184-1

ULDR 2.5
SUBSTRATE HSS-PM

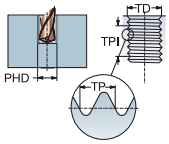

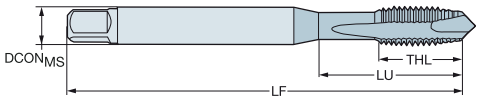

							P						M						K						N						S						Dimensioni in mm e pollici						
TDZ	TPI	LU	CZC_{MS}	THCHT	TCTR	Codice di ordinazione	B110	B145	B150	C110	C145	C150	B110	B145	B150	C110	C145	C150	B110	B145	B150	C110	C145	C150	B110	B145	B150	C110	C145	C150	B110	B145	B150	C110	C145	C150	$DCON_{MS}$	TD	LF	THL	NOF	PHD	BSG
UNC #4-40	40.00	18.00	3.50 x 2.70	B	2B	T200-XM100DE-4-40				★	★	★				★	★	★				★	★	★				★	★	★				★	★	★	3.5	2.84	56.0	8.5	3	2.4	DIN 2184-1
		.709																																			*.138*	*.112*	*2.205*	*.335*		*.093*	
UNC #5-40	40.00	18.00	3.50 x 2.70	B	2B	T200-XM100DE-5-40				★	★	★				★	★	★				★	★	★				★	★	★				★	★	★	3.5	3.18	56.0	9.5	3	2.7	DIN 2184-1
		.709																																			*.138*	*.125*	*2.205*	*.374*		*.104*	
UNC #6-32	32.00	20.00	4.00 x 3.00	B	2B	T200-XM100DE-6-32				★	★	★				★	★	★				★	★	★				★	★	★				★	★	★	4.0	3.51	56.0	10.4	3	2.9	DIN 2184-1
		.787																																			*.157*	*.138*	*2.205*	*.409*		*.112*	
UNC #8-32	32.00	21.00	4.50 x 3.40	B	2B	T200-XM100DE-8-32				★	★	★				★	★	★				★	★	★				★	★	★				★	★	★	4.5	4.17	63.0	11.4	3	3.5	DIN 2184-1
		.827																																			*.177*	*.164*	*2.480*	*.449*		*.138*	
UNC #10-24	24.00	25.00	6.00 x 4.90	B	2B	T200-XM100DE-10-24				★	★	★				★	★	★				★	★	★				★	★	★				★	★	★	6.0	4.83	70.0	13.0	3	3.9	DIN 2184-1
		.984																																			*.236*	*.190*	*2.756*	*.512*		*.154*	
UNC #12-24	24.00	30.00	6.00 x 4.90	B	2B	T200-XM100DE-12-24				★	★	★				★	★	★				★	★	★				★	★	★				★	★	★	6.0	5.49	80.0	15.0	3	4.5	DIN 2184-1
		1.181																																			*.236*	*.216*	*3.150*	*.591*		*.177*	
UNC 1/4-20	20.00	30.00	7.00 x 5.50	B	2B	T200-XM100DE-1/4				★	★	★				★	★	★				★	★	★				★	★	★				★	★	★	7.0	6.35	80.0	14.1	3	5.1	DIN 2184-1
		1.181																																			*.276*	*.250*	*3.150*	*.555*		*.201*	
UNC 5/16-18	18.00	35.00	8.00 x 6.20	B	2B	T200-XM100DE-5/16				★	★	★				★	★	★				★	★	★				★	★	★				★	★	★	8.0	7.94	90.0	17.4	3	6.6	DIN 2184-1
		1.378																																			*.315*	*.313*	*3.543*	*.685*		*.260*	
UNC 3/8-16	16.00	39.00	10.00 x 8.00	B	2B	T200-XM100DE-3/8				★	★	★				★	★	★				★	★	★				★	★	★				★	★	★	10.0	9.53	100.0	18.9	3	8.0	DIN 2184-1
		1.535																																			*.394*	*.375*	*3.937*	*.744*		*.315*	
UNC 7/16-14	14.00	76.00	8.00 x 6.20	B	2B	T200-XM101DE-7/16				★	★	★				★	★	★				★	★	★				★	★	★				★	★	★	8.0	11.11	100.0	20.0	3	9.4	DIN 2184-1
		2.992																																			*.315*	*.438*	*3.937*	*.787*		*.370*	
UNC 1/2-13	13.00	83.00	9.00 x 7.00	B	2B	T200-XM101DE-1/2				★	★	★				★	★	★				★	★	★				★	★	★				★	★	★	9.0	12.70	110.0	23.0	3	10.8	DIN 2184-1
		3.268																																			*.354*	*.500*	*4.331*	*.906*		*.425*	
UNC 5/8-11	11.00	68.00	12.00 x 9.00	B	2B	T200-XM101DE-5/8				★	★	★				★	★	★				★	★	★				★	★	★				★	★	★	12.0	15.88	110.0	25.0	3	13.5	DIN 2184-1
		2.677																																			*.472*	*.625*	*4.331*	*.984*		*.531*	
UNC 3/4-10	10.00	81.00	14.00 x 11.00	B	2B	T200-XM101DE-3/4	★	★	★				★	★	★				★	★	★				★	★	★				★	★	★				14.0	19.05	125.0	30.0	4	16.5	DIN 2184-1
		3.189																																			*.551*	*.750*	*4.921*	*1.181*		*.650*	
UNC 7/8-9	9.00	93.00	18.00 x 14.50	B	2B	T200-XM101DE-7/8	★	★	★				★	★	★				★	★	★				★	★	★				★	★	★				18.0	22.23	140.0	34.0	4	19.5	DIN 2184-1
		3.661																																			*.709*	*.875*	*5.512*	*1.339*		*.768*	
UNC 1"-8	8.00	113.00	18.00 x 14.50	B	2B	T200-XM101DE-1	★	★	★				★	★	★				★	★	★				★	★	★				★	★	★				18.0	25.40	160.0	38.0	4	22.3	DIN 2184-1
		4.449																																			*.709*	*1.000*	*6.299*	*1.496*		*.876*	

C162 C157 E9 E27 C154

ITA

CoroTap™ 200, maschio con imbocco corretto

Tipo di filetto: UNC

DIN 2184-1/ANSI

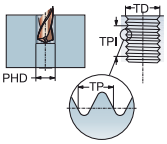

ULDR 2.5
SUBSTRATE HSS-PM

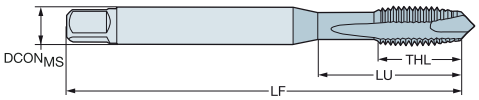

TDZ	TPI	LU	CZC_{MS}	THCHT	TCTR	Codice di ordinazione	P C110	P C145	P C150	M C110	M C145	M C150	K C110	K C145	K C150	N C110	N C145	N C150	S C110	S C145	S C150	$DCON_{MS}$	TD	LF	THL	NOF	PHD	BSG
							Dimensioni in mm e pollici																					
UNC #2-56	56.00	11.99	.141 x .110	B	3BX	T200-XM100AE-2-56	★	★	★	★	★	★	★	★	★	★	★	★	★	★	★	3.6	2.18	45.0	7.0	2	1.9	DIN 2184-1/ANSI
		.472																				*.141*	*.086*	*1.772*	*.276*		*.073*	
UNC #4-40	40.00	17.00	.141 x .110	B	3BX	T200-XM100AE-4-40	★	★	★	★	★	★	★	★	★	★	★	★	★	★	★	3.6	2.84	56.0	9.5	3	2.4	DIN 2184-1/ANSI
		.669																				*.141*	*.112*	*2.205*	*.374*		*.093*	
UNC #5-40	40.00	17.50	.141 x .110	B	3BX	T200-XM100AE-5-40	★	★	★	★	★	★	★	★	★	★	★	★	★	★	★	3.6	3.51	56.0	8.9	3	2.7	DIN 2184-1/ANSI
		.689																				*.141*	*.138*	*2.205*	*.350*		*.104*	
UNC #6-32	32.00	20.50	.141 x .110	B	3BX	T200-XM100AE-6-32	★	★	★	★	★	★	★	★	★	★	★	★	★	★	★	3.6	3.51	56.0	11.6	3	2.9	DIN 2184-1/ANSI
		.807																				*.141*	*.138*	*2.205*	*.457*		*.112*	
UNC #8-32	32.00	21.50	.168 x .131	B	3BX	T200-XM100AE-8-32	★	★	★	★	★	★	★	★	★	★	★	★	★	★	★	4.3	4.17	63.0	13.6	3	3.5	DIN 2184-1/ANSI
		.846																				*.168*	*.164*	*2.480*	*.535*		*.138*	
UNC #10-24	24.00	28.00	.194 x .152	B	3BX	T200-XM100AE-10-24	★	★	★	★	★	★	★	★	★	★	★	★	★	★	★	4.9	4.83	70.0	14.8	3	3.9	DIN 2184-1/ANSI
		1.102																				*.194*	*.190*	*2.756*	*.583*		*.154*	
UNC #12-24	24.00	29.00	.220 x .165	B	3BX	T200-XM100AE-12-24	★	★	★	★	★	★	★	★	★	★	★	★	★	★	★	5.6	5.49	80.0	14.0	3	4.5	DIN 2184-1/ANSI
		1.142																				*.220*	*.216*	*3.150*	*.551*		*.177*	
UNC 1/4-20	20.00	25.00	.255 x .191	B	3BX	T200-XM100AE-1/4	★	★	★	★	★	★	★	★	★	★	★	★	★	★	★	6.5	6.35	80.0	15.9	3	5.1	DIN 2184-1/ANSI
		.984																				*.255*	*.250*	*3.150*	*.626*		*.201*	
UNC 5/16-18	18.00	34.00	.318 x .238	B	3BX	T200-XM100AE-5/16	★	★	★	★	★	★	★	★	★	★	★	★	★	★	★	8.1	7.94	90.0	19.0	3	6.6	DIN 2184-1/ANSI
		1.339																				*.318*	*.313*	*3.543*	*.748*		*.260*	
UNC 3/8-16	16.00	38.50	.381 x .286	B	3BX	T200-XM100AE-3/8	★	★	★	★	★	★	★	★	★	★	★	★	★	★	★	9.7	9.53	100.0	21.3	3	8.0	DIN 2184-1/ANSI
		1.516																				*.381*	*.375*	*3.937*	*.839*		*.315*	
UNC 7/16-14	14.00	72.59	.323 x .242	B	3BX	T200-XM101AE-7/16	★	★	★	★	★	★	★	★	★	★	★	★	★	★	★	8.2	11.11	100.0	20.1	3	9.4	DIN 2184-1/ANSI
		2.858																				*.323*	*.438*	*3.937*	*.791*		*.370*	
UNC 1/2-13	13.00	81.82	.367 x .275	B	3BX	T200-XM101AE-1/2	★	★	★	★	★	★	★	★	★	★	★	★	★	★	★	9.3	12.70	110.0	23.1	3	10.8	DIN 2184-1/ANSI
		3.221																				*.367*	*.500*	*4.331*	*.909*		*.425*	
UNC 9/16-12	12.00	80.30	.429 x .322	B	3BX	T200-XM101AE-9/16	★	★		★	★		★	★		★	★		★	★		10.9	14.29	110.0	23.1	3	12.2	DIN 2184-1/ANSI
		3.161																				*.429*	*.563*	*4.331*	*.909*		*.480*	
UNC 5/8-11	11.00	65.78	.480 x .360	B	3BX	T200-XM101AE-5/8	★	★	★	★	★	★	★	★	★	★	★	★	★	★	★	12.2	15.88	110.0	23.1	3	13.5	DIN 2184-1/ANSI
		2.590																				*.480*	*.625*	*4.331*	*.909*		*.531*	
UNC 3/4-10	10.00	77.47	.590 x .442	B	3BX	T200-XM101AE-3/4	★	★	★	★	★	★	★	★	★	★	★	★	★	★	★	15.0	19.05	125.0	30.0	4	16.5	DIN 2184-1/ANSI
		3.050																				*.590*	*.750*	*4.921*	*1.181*		*.650*	
UNC 7/8-9	9.00	90.95	.697 x .523	B	3BX	T200-XM101AE-7/8		★			★			★			★			★		17.7	22.23	140.0	34.0	4	19.5	DIN 2184-1/ANSI
		3.581																				*.697*	*.875*	*5.512*	*1.339*		*.768*	
UNC 1"-8	8.00	95.43	.800 x .600	B	3BX	T200-XM101AE-1	★	★	★	★	★	★	★	★	★	★	★	★	★	★	★	20.3	25.40	160.0	36.1	4	22.3	DIN 2184-1/ANSI
		3.757																				*.800*	*1.000*	*6.299*	*1.421*		*.876*	

C162 C157 E9 E27 C154

CoroTap™ 200, maschio con imbocco corretto

Tipo di filetto: UNF

DIN 2184-1

ULDR 2.5
SUBSTRATE HSS-PM

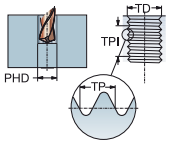

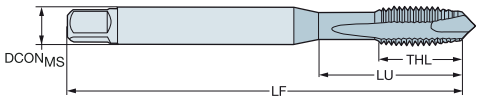

TDZ	TPI	LU	CZC_{MS}	THCHT	TCTR	Codice di ordinazione	P						M						K						N						S						Dimensioni in mm e pollici						
							B110	B145	B150	C110	C145	C150	B110	B145	B150	C110	C145	C150	B110	B145	B150	C110	C145	C150	B110	B145	B150	C110	C145	C150	B110	B145	B150	C110	C145	C150	$DCON_{MS}$	TD	LF	THL	NOF	PHD	BSG
UNF #8-36	36.00	21.00	4.50 x 3.40	B	2B	T200-XM100DF-8-36				★	★	★				★	★	★				★	★	★				★	★	★				★	★	★	4.5	4.17	63.0	11.4	3	3.5	DIN 2184-1
		.827																																			*.177*	*.164*	*2.480*	*.449*		*.138*	
UNF #10-32	32.00	25.00	6.00 x 4.90	B	2B	T200-XM100DF-10-32				★	★	★				★	★	★				★	★	★				★	★	★				★	★	★	6.0	4.83	70.0	12.2	3	4.1	DIN 2184-1
		.984																																			*.236*	*.190*	*2.756*	*.480*		*.161*	
UNF 1/4-28	28.00	30.00	7.00 x 5.50	B	2B	T200-XM100DF-1/4				★	★	★				★	★	★				★	★	★				★	★	★				★	★	★	7.0	6.35	80.0	14.1	3	5.5	DIN 2184-1
		1.181																																			*.276*	*.250*	*3.150*	*.555*		*.217*	
UNF 5/16-24	24.00	35.00	8.00 x 6.20	B	2B	T200-XM100DF-5/16				★	★	★				★	★	★				★	★	★				★	★	★				★	★	★	8.0	7.94	90.0	17.4	3	6.9	DIN 2184-1
		1.378																																			*.315*	*.313*	*3.543*	*.685*		*.272*	
UNF 3/8-24	24.00	39.00	10.00 x 8.00	B	2B	T200-XM100DF-3/8				★	★	★				★	★	★				★	★	★				★	★	★				★	★	★	10.0	9.53	100.0	18.9	3	8.5	DIN 2184-1
		1.535																																			*.394*	*.375*	*3.937*	*.744*		*.335*	
UNF 7/16-20	20.00	76.00	8.00 x 6.20	B	2B	T200-XM101DF-7/16				★	★	★				★	★	★				★	★	★				★	★	★				★	★	★	8.0	11.11	100.0	20.0	3	9.9	DIN 2184-1
		2.992																																			*.315*	*.438*	*3.937*	*.787*		*.390*	
UNF 1/2-20	20.00	83.00	9.00 x 7.00	B	2B	T200-XM101DF-1/2				★	★	★				★	★	★				★	★	★				★	★	★				★	★	★	9.0	12.70	110.0	23.0	3	11.5	DIN 2184-1
		3.268																																			*.354*	*.500*	*4.331*	*.906*		*.453*	
UNF 5/8-18	18.00	68.00	12.00 x 9.00	B	2B	T200-XM101DF-5/8				★	★	★				★	★	★				★	★	★				★	★	★				★	★	★	12.0	15.88	110.0	25.0	3	14.5	DIN 2184-1
		2.677																																			*.472*	*.625*	*4.331*	*.984*		*.571*	
UNF 3/4-16	16.00	81.00	14.00 x 11.00	B	2B	T200-XM101DF-3/4	★	★	★				★	★	★				★	★	★				★	★	★				★	★	★				14.0	19.05	125.0	30.0	4	17.5	DIN 2184-1
		3.189																																			*.551*	*.750*	*4.921*	*1.181*		*.689*	
UNF 7/8-14	14.00	93.00	18.00 x 14.50	B	2B	T200-XM101DF-7/8	★	★	★				★	★	★				★	★	★				★	★	★				★	★	★				18.0	22.23	140.0	34.0	4	20.4	DIN 2184-1
		3.661																																			*.709*	*.875*	*5.512*	*1.339*		*.803*	
UNF 1"-12	12.00	113.00	18.00 x 14.50	B	2B	T200-XM101DF-1	★	★	★				★	★	★				★	★	★				★	★	★				★	★	★				18.0	25.40	160.0	38.0	4	23.3	DIN 2184-1
		4.449																																			*.709*	*1.000*	*6.299*	*1.496*		*.915*	

C162 C157 E9 E27 C154

ITA

CoroTap™ 200, maschio con imbocco corretto

Tipo di filetto: UNF

DIN 2184-1/ANSI

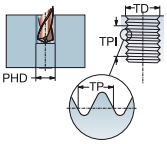

ULDR 2.5
SUBSTRATE HSS-PM

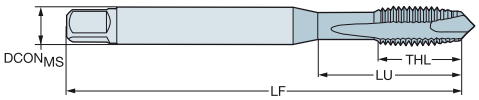

TDZ	TPI	LU	CZC_{MS}	THCHT	TCTR	Codice di ordinazione	P C110	P C145	P C150	M C110	M C145	M C150	K C110	K C145	K C150	N C110	N C145	N C150	S C110	S C145	S C150	$DCON_{MS}$	TD	LF	THL	NOF	PHD	BSG
UNF #4-48	48.00	17.00	.141 x .110	B	3BX	T200-XM100AF-4-48	★	★	★	★	★	★	★	★	★	★	★	★	★	★	★	3.6	2.84	56.0	9.4	3	2.4	DIN 2184-1/ANSI
		.669																				*.141*	*.112*	*2.205*	*.370*		*.094*	
UNF #6-40	40.00	20.50	.141 x .110	B	3BX	T200-XM100AF-6-40	★	★	★	★	★	★	★	★	★	★	★	★	★	★	★	3.6	3.51	56.0	11.5	3	3.0	DIN 2184-1/ANSI
		.807																				*.141*	*.138*	*2.205*	*.453*		*.116*	
UNF #8-36	36.00	21.50	.168 x .131	B	3BX	T200-XM100AF-8-36	★	★	★	★	★	★	★	★	★	★	★	★	★	★	★	4.3	4.17	63.0	13.5	3	3.5	DIN 2184-1/ANSI
		.846																				*.168*	*.164*	*2.480*	*.531*		*.138*	
UNF #10-32	32.00	28.00	.194 x .152	B	3BX	T200-XM100AF-10-32	★	★	★	★	★	★	★	★	★	★	★	★	★	★	★	4.9	4.83	70.0	14.7	3	4.1	DIN 2184-1/ANSI
		1.102																				*.194*	*.190*	*2.756*	*.579*		*.161*	
UNF #12-28	28.00	29.00	.220 x .165	B	3BX	T200-XM100AF-12-28	★	★	★	★	★	★	★	★	★	★	★	★	★	★	★	5.6	5.49	80.0	14.0	3	4.6	DIN 2184-1/ANSI
		1.142																				*.220*	*.216*	*3.150*	*.551*		*.181*	
UNF 1/4-28	28.00	25.00	.255 x .191	B	3BX	T200-XM100AF-1/4	★	★	★	★	★	★	★	★	★	★	★	★	★	★	★	6.5	6.35	80.0	15.7	3	5.5	DIN 2184-1/ANSI
		.984																				*.255*	*.250*	*3.150*	*.618*		*.217*	
UNF 5/16-24	24.00	34.00	.318 x .238	B	3BX	T200-XM100AF-5/16	★	★	★	★	★	★	★	★	★	★	★	★	★	★	★	8.1	7.94	90.0	18.8	3	6.9	DIN 2184-1/ANSI
		1.339																				*.318*	*.313*	*3.543*	*.740*		*.272*	
UNF 3/8-24	24.00	37.50	.381 x .286	B	3BX	T200-XM100AF-3/8	★	★	★	★	★	★	★	★	★	★	★	★	★	★	★	9.7	9.53	90.0	20.1	3	8.5	DIN 2184-1/ANSI
		1.476																				*.381*	*.375*	*3.543*	*.791*		*.335*	
UNF 7/16-20	20.00	72.59	.323 x .242	B	3BX	T200-XM101AF-7/16	★	★	★	★	★	★	★	★	★	★	★	★	★	★	★	8.2	11.11	100.0	20.1	3	9.9	DIN 2184-1/ANSI
		2.858																				*.323*	*.438*	*3.937*	*.791*		*.390*	
UNF 1/2-20	20.00	71.82	.367 x .275	B	3BX	T200-XM101AF-1/2	★	★	★	★	★	★	★	★	★	★	★	★	★	★	★	9.3	12.70	100.0	21.1	3	11.5	DIN 2184-1/ANSI
		2.828																				*.367*	*.500*	*3.937*	*.831*		*.453*	
UNF 9/16-18	18.00	70.30	.429 x .322	B	3BX	T200-XM101AF-9/16	★	★	★	★	★	★	★	★	★	★	★	★	★	★	★	10.9	14.29	100.0	21.1	3	12.9	DIN 2184-1/ANSI
		2.768																				*.429*	*.563*	*3.937*	*.831*		*.508*	
UNF 5/8-18	18.00	55.78	.480 x .360	B	3BX	T200-XM101AF-5/8	★	★	★	★	★	★	★	★	★	★	★	★	★	★	★	12.2	15.88	100.0	21.1	3	14.5	DIN 2184-1/ANSI
		2.196																				*.480*	*.625*	*3.937*	*.831*		*.571*	
UNF 3/4-16	16.00	62.47	.590 x .442	B	3BX	T200-XM101AF-3/4	★	★	★	★	★	★	★	★	★	★	★	★	★	★	★	15.0	19.05	110.0	23.9	4	17.5	DIN 2184-1/ANSI
		2.459																				*.590*	*.750*	*4.331*	*.941*		*.689*	
UNF 7/8-14	14.00	75.95	.697 x .523	B	3BX	T200-XM101AF-7/8	★	★		★	★		★	★		★	★		★	★		17.7	22.23	125.0	23.9	4	20.4	DIN 2184-1/ANSI
		2.990																				*.697*	*.875*	*4.921*	*.941*		*.803*	
UNF 1"-12	12.00	75.43	.800 x .600	B	3BX	T200-XM101AF-1-12	★	★		★	★		★	★		★	★		★	★		20.3	25.40	140.0	26.9	4	23.3	DIN 2184-1/ANSI
		2.970																				*.800*	*1.000*	*5.512*	*1.059*		*.915*	

Dimensioni in mm e pollici

C162 C157 E9 E27 C154

CoroTap™ 200, maschio con imbocco corretto

Tipo di filetto: G

DIN 5156

ULDR 2.5
SUBSTRATE HSS-PM

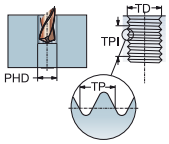

TDZ	TPI	LU	CZC_{MS}	THCHT	TCTR	Codice di ordinazione	P						M						K						N						S						Dimensioni in mm e pollici						
							B110	B145	B150	C110	C145	C150	B110	B145	B150	C110	C145	C150	B110	B145	B150	C110	C145	C150	B110	B145	B150	C110	C145	C150	B110	B145	B150	C110	C145	C150	$DCON_{MS}$	TD	LF	THL	NOF	PHD	BSG
G 1/8-28	28.00	67.00	7.00 x 5.50	B	NORMAL	T200-XM100DK-1/8				★	★	★				★	★	★				★	★	★				★	★	★				★	★	★	7.0	9.73	90.0	18.0	3	8.8	DIN 5156
		2.638																																	*.276*	*.383*	*3.543*	*.709*		*.346*	
G 1/4-19	19.00	71.00	11.00 x 9.00	B	NORMAL	T200-XM100DK-1/4				★	★	★				★	★	★				★	★	★				★	★	★				★	★	★	11.0	13.16	100.0	21.0	3	11.8	DIN 5156
		2.795																																	*.433*	*.518*	*3.937*	*.827*		*.465*	
G 3/8-19	19.00	58.00	12.00 x 9.00	B	NORMAL	T200-XM100DK-3/8				★	★	★				★	★	★				★	★	★				★	★	★				★	★	★	12.0	16.66	100.0	21.0	4	15.3	DIN 5156
		2.283																																	*.472*	*.656*	*3.937*	*.827*		*.600*	
G 1/2-14	14.00	80.00	16.00 x 12.00	B	NORMAL	T200-XM100DK-1/2	★	★	★				★	★	★				★	★	★				★	★	★				★	★	★				16.0	20.96	125.0	24.0	4	19.0	DIN 5156
		3.150																																	*.630*	*.825*	*4.921*	*.945*		*.748*	
G 5/8-14	14.00	78.00	18.00 x 14.50	B	NORMAL	T200-XM100DK-5/8	★	★	★				★	★	★				★	★	★				★	★	★				★	★	★				18.0	22.91	125.0	24.0	4	21.0	DIN 5156
		3.071																																	*.709*	*.902*	*4.921*	*.945*		*.827*	
G 3/4-14	14.00	77.00	20.00 x 16.00	B	NORMAL	T200-XM100DK-3/4	★	★	★				★	★	★				★	★	★				★	★	★				★	★	★				20.0	26.44	140.0	28.0	4	24.5	DIN 5156
		3.032																																	*.787*	*1.041*	*5.512*	*1.102*		*.965*	
G 7/8-14	14.00	85.00	22.00 x 18.00	B	NORMAL	T200-XM100DK-7/8		★						★						★						★						★					22.0	30.20	150.0	28.0	4	28.3	DIN 5156
		3.346																																	*.866*	*1.189*	*5.906*	*1.102*		*1.112*	
G 1"-11	11.00	93.00	25.00 x 20.00	B	NORMAL	T200-XM100DK-1	★	★	★				★	★	★				★	★	★				★	★	★				★	★	★				25.0	33.25	160.0	30.0	4	30.8	DIN 5156
		3.661																																	*.984*	*1.309*	*6.299*	*1.181*		*1.211*	

C162 C157 E9 E27 C154

CoroTap™ 300

Applicazioni

- Adatti per fori ciechi
- Disponibili con varie forme di filetti e standard
- Profondità fino a 3 volte il diametro

V C

Campi di applicazioni ISO:

P M K N S

Vantaggi e caratteristiche

- Il design della scanalatura elicoidale garantisce angolo di spoglia e processo di taglio costanti
- Lo smusso in tirata sui maschi con elevato angolo d'elica consente di ridurre momento torcente e scheggiatura
- I maschi con angolo della scanalatura elevato assicurano un'eccellente evacuazione truciolo e la possibilità di filettare fino a 3 volte il diametro nei fori ciechi
- I maschi con angolo della scanalatura ridotto offrono taglienti robusti e sono adatti per la maschiatura di materiali tenaci, con trucioli corti nei fori ciechi
- Maschi di acciaio sinterizzato ad alta velocità per maggiore robustezza, resistenza all'usura e durata utensile
- Maschi in metallo duro integrale per una lunga durata utensile ed alta produttività

- Maschi con scanalature elicoidali
- La scanalatura elicoidale trasporta i trucioli fuori dal foro
- L'opzione migliore per fori ciechi
- Angolo d'elica diverso per differenti applicazioni
- Scanalatura usata sia per il fluido da taglio che per l'evacuazione del truciolo
- Diverse profondità di filettature grazie all'applicazione e alla geometria

www.sandvik.coromant.com/corotap300

CoroChuck™ 970, vedere il catalogo degli utensili rotanti.

Maschio con scanalature elicoidali CoroTap™ 300

Tipo di filetto: metrico

DIN 371, DIN 376

ULDR 1.5
FHA 15°
SUBSTRATE HSS-E

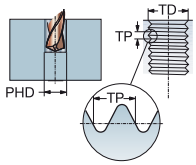

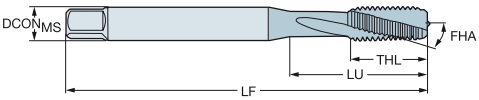

P N

							Dimensioni in mm e pollici					
TDZ	TP	LU	CZC_{MS}	THCHT	TCTR	Codice di ordinazione	$DCON_{MS}$	TD	LF	THL	NOF	BSG
M 2	0.40	9.00	2.80 x 2.10	C	6H	E207M2	2.8	2.00	45.0	4.0	3	DIN 371
		.354					*.110*	*.079*	*1.772*	*.157*		
M 2.5	0.45	12.50	2.80 x 2.10	C	6H	E207M2.5	2.8	2.50	50.0	4.0	3	DIN 371
		.492					*.110*	*.098*	*1.969*	*.157*		
M 3	0.50	18.00	3.50 x 2.70	C	6H	E207M3	3.5	3.00	56.0	9.0	3	DIN 371
		.709					*.138*	*.118*	*2.205*	*.354*		
M 3.5	0.60	20.00	4.00 x 3.00	C	6H	E207M3.5	4.0	3.50	56.0	11.0	3	DIN 371
		.787					*.157*	*.138*	*2.205*	*.433*		
M 4	0.70	21.00	4.50 x 3.40	C	6H	E207M4	4.5	4.00	63.0	12.0	3	DIN 371
		.827					*.177*	*.157*	*2.480*	*.472*		
M 5	0.80	25.00	6.00 x 4.90	C	6H	E207M5	6.0	5.00	70.0	13.0	3	DIN 371
		.984					*.236*	*.197*	*2.756*	*.512*		
M 6	1.00	30.00	6.00 x 4.90	C	6H	E207M6	6.0	6.00	80.0	15.0	3	DIN 371
		1.181					*.236*	*.236*	*3.150*	*.591*		
M 7	1.00	30.00	7.00 x 5.50	C	6H	E207M7	7.0	7.00	80.0	15.0	3	DIN 371
		1.181					*.276*	*.276*	*3.150*	*.591*		
M 8	1.25	35.00	8.00 x 6.20	C	6H	E207M8	8.0	8.00	90.0	18.0	3	DIN 371
		1.378					*.315*	*.315*	*3.543*	*.709*		
M 10	1.50	39.00	10.00 x 8.00	C	6H	E207M10	10.0	10.00	100.0	20.1	3	DIN 371
		1.535					*.394*	*.394*	*3.937*	*.791*		
M 4	0.70	43.00	2.80 x 2.10	C	6H	E258M4	2.8	4.00	63.0	12.0	3	DIN 376
		1.693					*.110*	*.157*	*2.480*	*.472*		
M 5	0.80	49.00	3.50 x 2.70	C	6H	E258M5	3.5	5.00	70.0	13.0	3	DIN 376
		1.929					*.138*	*.197*	*2.756*	*.512*		
M 6	1.00	59.00	4.50 x 3.40	C	6H	E258M6	4.5	6.00	80.0	15.0	3	DIN 376
		2.323					*.177*	*.236*	*3.150*	*.591*		
M 8	1.25	67.00	6.00 x 4.90	C	6H	E258M8	6.0	8.00	90.0	18.0	3	DIN 376
		2.638					*.236*	*.315*	*3.543*	*.709*		
M 10	1.50	77.00	7.00 x 5.50	C	6H	E258M10	7.0	10.00	100.0	20.0	3	DIN 376
		3.032					*.276*	*.394*	*3.937*	*.787*		
M 12	1.75	83.00	9.00 x 7.00	C	6H	E258M12	9.0	12.00	110.0	23.0	3	DIN 376
		3.268					*.354*	*.472*	*4.331*	*.906*		
M 14	2.00	81.00	11.00 x 9.00	C	6H	E258M14	11.0	14.00	110.0	25.0	3	DIN 376
		3.189					*.433*	*.551*	*4.331*	*.984*		
M 16	2.00	68.00	12.00 x 9.00	C	6H	E258M16	12.0	16.00	110.0	25.0	3	DIN 376
		2.677					*.472*	*.630*	*4.331*	*.984*		
M 18	2.50	81.00	14.00 x 11.00	C	6H	E258M18	14.0	18.00	125.0	30.0	3	DIN 376
		3.189					*.551*	*.709*	*4.921*	*1.181*		
M 20	2.50	95.00	16.00 x 12.00	C	6H	E258M20	16.0	20.00	140.0	30.0	3	DIN 376
		3.740					*.630*	*.787*	*5.512*	*1.181*		
M 22	2.50	93.00	18.00 x 14.50	C	6H	E258M22	18.0	22.00	140.0	34.0	4	DIN 376
		3.661					*.709*	*.866*	*5.512*	*1.339*		
M 24	3.00	113.00	18.00 x 14.50	C	6H	E258M24	18.0	24.00	160.0	38.0	4	DIN 376
		4.449					*.709*	*.945*	*6.299*	*1.496*		
M 30	3.50	115.00	22.00 x 18.00	C	6H	E258M30	22.0	30.00	180.0	45.0	4	DIN 376
		4.528					*.866*	*1.181*	*7.087*	*1.772*		
M 36	4.00	131.00	28.00 x 22.00	C	6H	E258M36	28.0	36.00	200.0	55.0	4	DIN 376
		5.157					*1.102*	*1.417*	*7.874*	*2.165*		

C166 C157 E9 C154

SANDVIK Coromant

Maschio con scanalature elicoidali CoroTap™ 300

Tipo di filetto: metrico

DIN 371, DIN 376

ULDR	1.5
FHA	15°
SUBSTRATE	HSS-E
COATING	PVD TIN

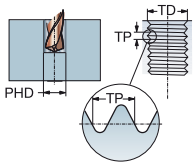

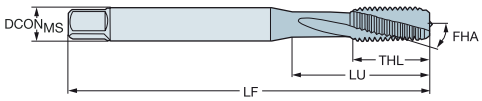

P N S

Dimensioni in mm e pollici

TDZ	TP	LU	CZC$_{MS}$	THCHT	TCTR	Codice di ordinazione	DCON$_{MS}$	TD	LF	THL	NOF	BSG
M 3	0.50	18.00	3.50 x 2.70	C	6H	E212M3	3.5	3.00	56.0	9.0	3	DIN 371
		.709					*.138*	*.118*	*2.205*	*.354*		
M 4	0.70	21.00	4.50 x 3.40	C	6H	E212M4	4.5	4.00	63.0	11.0	3	DIN 371
		.827					*.177*	*.157*	*2.480*	*.433*		
M 5	0.80	25.00	6.00 x 4.90	C	6H	E212M5	6.0	5.00	70.0	13.0	3	DIN 371
		.984					*.236*	*.197*	*2.756*	*.512*		
M 6	1.00	30.00	6.00 x 4.90	C	6H	E212M6	6.0	6.00	80.0	15.0	3	DIN 371
		1.181					*.236*	*.236*	*3.150*	*.591*		
M 8	1.25	35.00	8.00 x 6.20	C	6H	E212M8	8.0	8.00	90.0	18.0	3	DIN 371
		1.378					*.315*	*.315*	*3.543*	*.709*		
M 10	1.50	39.00	10.00 x 8.00	C	6H	E212M10	10.0	10.00	100.0	20.0	3	DIN 371
		1.535					*.394*	*.394*	*3.937*	*.787*		
M 12	1.75	83.00	9.00 x 7.00	C	6H	E263M12	9.0	12.00	110.0	23.0	3	DIN 376
		3.268					*.354*	*.472*	*4.331*	*.906*		
M 14	2.00	81.00	11.00 x 9.00	C	6H	E263M14	11.0	14.00	110.0	25.0	3	DIN 376
		3.189					*.433*	*.551*	*4.331*	*.984*		
M 16	2.00	68.00	12.00 x 9.00	C	6H	E263M16	12.0	16.00	110.0	25.0	3	DIN 376
		2.677					*.472*	*.630*	*4.331*	*.984*		
M 18	2.50	81.00	14.00 x 11.00	C	6H	E263M18	14.0	18.00	125.0	30.0	3	DIN 376
		3.189					*.551*	*.709*	*4.921*	*1.181*		
M 20	2.50	95.00	16.00 x 12.00	C	6H	E263M20	16.0	20.00	140.0	30.0	3	DIN 376
		3.740					*.630*	*.787*	*5.512*	*1.181*		
M 22	2.50	93.00	18.00 x 14.50	C	6H	E263M22	18.0	22.00	140.0	34.0	4	DIN 376
		3.661					*.709*	*.866*	*5.512*	*1.339*		
M 24	3.00	113.00	18.00 x 14.50	C	6H	E263M24	18.0	24.00	160.0	38.0	4	DIN 376
		4.449					*.709*	*.945*	*6.299*	*1.496*		
M 27	3.00	97.00	20.00 x 16.00	C	6H	E263M27	20.0	27.00	160.0	38.0	4	DIN 376
		3.819					*.787*	*1.063*	*6.299*	*1.496*		
M 30	3.50	115.00	22.00 x 18.00	C	6H	E263M30	22.0	30.00	180.0	45.0	4	DIN 376
		4.528					*.866*	*1.181*	*7.087*	*1.772*		
M 33	3.50	113.00	25.00 x 20.00	C	6H	E263M33	25.0	33.00	180.0	50.0	4	DIN 376
		4.449					*.984*	*1.299*	*7.087*	*1.969*		
M 36	4.00	131.00	28.00 x 22.00	C	6H	E263M36	28.0	36.00	200.0	55.0	4	DIN 376
		5.157					*1.102*	*1.417*	*7.874*	*2.165*		

C166 C157 E9 C154

Maschio con scanalature elicoidali CoroTap™ 300

Tipo di filetto: metrico

DIN 371, DIN 376

ULDR 2.0
FHA 40°
SUBSTRATE HSS-E

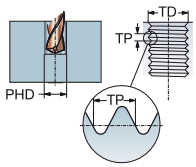

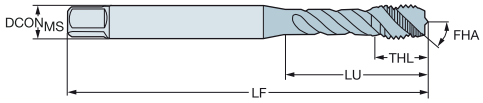

P N

							Dimensioni in mm e pollici					
TDZ	TP	LU	CZC_{MS}	THCHT	TCTR	**Codice di ordinazione**	$DCON_{MS}$	TD	LF	THL	NOF	BSG
M 3	0.50	18.00	3.50 x 2.70	C	6H	**E195M3**	3.5	3.00	56.0	5.9	3	DIN 371
		.709					*.138*	*.118*	*2.205*	*.232*		
M 4	0.70	21.00	4.50 x 3.40	C	6H	**E195M4**	4.5	4.00	63.0	6.7	3	DIN 371
		.827					*.177*	*.157*	*2.480*	*.264*		
M 5	0.80	25.00	6.00 x 4.90	C	6H	**E195M5**	6.0	5.00	70.0	7.7	3	DIN 371
		.984					*.236*	*.197*	*2.756*	*.303*		
M 6	1.00	30.00	6.00 x 4.90	C	6H	**E195M6**	6.0	6.00	80.0	10.0	3	DIN 371
		1.181					*.236*	*.236*	*3.150*	*.394*		
M 8	1.25	35.00	8.00 x 6.20	C	6H	**E195M8**	8.0	8.00	90.0	11.6	3	DIN 371
		1.378					*.315*	*.315*	*3.543*	*.457*		
M 10	1.50	39.00	10.00 x 8.00	C	6H	**E195M10**	10.0	10.00	100.0	15.1	3	DIN 371
		1.535					*.394*	*.394*	*3.937*	*.594*		
M 12	1.75	83.00	9.00 x 7.00	C	6H	**E245M12**	9.0	12.00	110.0	16.0	3	DIN 376
		3.268					*.354*	*.472*	*4.331*	*.630*		
M 14	2.00	81.00	11.00 x 9.00	C	6H	**E245M14**	11.0	14.00	110.0	20.0	3	DIN 376
		3.189					*.433*	*.551*	*4.331*	*.787*		
M 16	2.00	68.00	12.00 x 9.00	C	6H	**E245M16**	12.0	16.00	110.0	20.0	3	DIN 376
		2.677					*.472*	*.630*	*4.331*	*.787*		
M 18	2.50	81.00	14.00 x 11.00	C	6H	**E245M18**	14.0	18.00	125.0	25.0	4	DIN 376
		3.189					*.551*	*.709*	*4.921*	*.984*		
M 20	2.50	95.00	16.00 x 12.00	C	6H	**E245M20**	16.0	20.00	140.0	25.0	4	DIN 376
		3.740					*.630*	*.787*	*5.512*	*.984*		
M 22	2.50	93.00	18.00 x 14.50	C	6H	**E245M22**	18.0	22.00	140.0	21.5	4	DIN 376
		3.661					*.709*	*.866*	*5.512*	*.846*		
M 24	3.00	113.00	18.00 x 14.50	C	6H	**E245M24**	18.0	24.00	160.0	25.5	4	DIN 376
		4.449					*.709*	*.945*	*6.299*	*1.004*		
M 30	3.50	115.00	22.00 x 18.00	C	6H	**E245M30**	22.0	30.00	180.0	31.0	4	DIN 376
		4.528					*.866*	*1.181*	*7.087*	*1.220*		

C166 C157 E9 C154

Maschio con scanalature elicoidali CoroTap™ 300

Tipo di filetto: metrico

DIN 371, DIN 376

ULDR 2.5
FHA 45°
SUBSTRATE HSS-PM

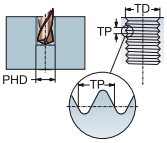

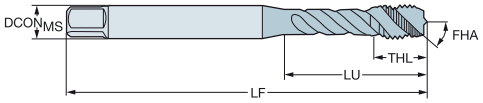

							P						M						K						N						S						Dimensioni in mm e pollici						
							B110	B145	B150	C110	C145	C150	B110	B145	B150	C110	C145	C150	B110	B145	B150	C110	C145	C150	B110	B145	B150	C110	C145	C150	B110	B145	B150	C110	C145	C150							
TDZ	TP	LU	CZC_{MS}	THCHT	TCTR	Codice di ordinazione																															$DCON_{MS}$	TD	LF	THL	NOF	PHD	BSG
M 2	0.40	9.00	2.80 x 2.10	C	6H	T300-XM100DA-M2				★	★	★				★	★	★				★	★	★				★	★	★				★	★	★	2.8	2.00	45.0	4.0	3	1.6	DIN 371
		.354																																			*.110*	*.079*	*1.772*	*.157*		*.063*	
M 2.5	0.45	12.50	2.80 x 2.10	C	6H	T300-XM100DA-M2.5				★	★	★				★	★	★				★	★	★				★	★	★				★	★	★	2.8	2.50	50.0	4.0	3	2.1	DIN 371
		.492																																			*.110*	*.098*	*1.969*	*.157*		*.081*	
M 3	0.50	18.00	3.50 x 2.70	C	6H	T300-XM100DA-M3				★	★	★				★	★	★				★	★	★				★	★	★				★	★	★	3.5	3.00	56.0	5.9	3	2.5	DIN 371
		.709																																			*.138*	*.118*	*2.205*	*.232*		*.098*	
M 3.5	0.60	20.00	4.00 x 3.00	C	6H	T300-XM100DA-M3.5				★	★	★				★	★	★				★	★	★				★	★	★				★	★	★	4.0	3.50	56.0	6.3	3	2.9	DIN 371
		.787																																			*.157*	*.138*	*2.205*	*.248*		*.114*	
M 4	0.70	21.00	4.50 x 3.40	C	6H	T300-XM100DA-M4				★	★	★				★	★	★				★	★	★				★	★	★				★	★	★	4.5	4.00	63.0	6.7	3	3.3	DIN 371
		.827																																			*.177*	*.157*	*2.480*	*.264*		*.130*	
M 5	0.80	21.00	6.00 x 4.90	C	6H	T300-XM100DA-M5				★	★	★				★	★	★				★	★	★				★	★	★				★	★	★	6.0	5.00	70.0	7.7	3	4.2	DIN 371
		.827																																			*.236*	*.197*	*2.756*	*.303*		*.165*	
M 6	1.00	31.00	6.00 x 4.90	C	6H	T300-XM100DA-M6				★	★	★				★	★	★				★	★	★				★	★	★				★	★	★	6.0	6.00	80.0	10.0	3	5.0	DIN 371
		1.220																																			*.236*	*.236*	*3.150*	*.394*		*.197*	
M 7	1.00	31.00	7.00 x 5.50	C	6H	T300-XM100DA-M7				★	★	★				★	★	★				★	★	★				★	★	★				★	★	★	7.0	7.00	80.0	10.0	3	6.0	DIN 371
		1.220																																			*.276*	*.276*	*3.150*	*.394*		*.236*	
M 8	1.25	35.00	8.00 x 6.20	C	6H	T300-XM100DA-M8				★	★	★				★	★	★				★	★	★				★	★	★				★	★	★	8.0	8.00	90.0	11.6	3	6.8	DIN 371
		1.378																																			*.315*	*.315*	*3.543*	*.457*		*.268*	
M 10	1.50	39.00	10.00 x 8.00	C	6H	T300-XM100DA-M10				★	★	★				★	★	★				★	★	★				★	★	★				★	★	★	10.0	10.00	100.0	15.1	3	8.5	DIN 371
		1.535																																			*.394*	*.394*	*3.937*	*.594*		*.335*	
M 6	1.00	59.00	4.50 x 3.40	C	6H	T300-XM101DA-M6				★	★	★				★	★	★				★	★	★				★	★	★				★	★	★	4.5	6.00	80.0	10.0	3	5.0	DIN 376
		2.323																																			*.177*	*.236*	*3.150*	*.394*		*.197*	
M 8	1.25	67.00	6.00 x 4.90	C	6H	T300-XM101DA-M8				★	★	★				★	★	★				★	★	★				★	★	★				★	★	★	6.0	8.00	90.0	12.0	3	6.8	DIN 376
		2.638																																			*.236*	*.315*	*3.543*	*.472*		*.268*	
M 10	1.50	77.00	7.00 x 5.50	C	6H	T300-XM101DA-M10				★	★	★				★	★	★				★	★	★				★	★	★				★	★	★	7.0	10.00	100.0	15.0	3	8.5	DIN 376
		3.032																																			*.276*	*.394*	*3.937*	*.591*		*.335*	
M 12	1.75	83.00	9.00 x 7.00	C	6H	T300-XM101DA-M12				★	★	★				★	★	★				★	★	★				★	★	★				★	★	★	9.0	12.00	110.0	16.0	3	10.2	DIN 376
		3.268																																			*.354*	*.472*	*4.331*	*.630*		*.402*	
M 14	2.00	81.00	11.00 x 9.00	C	6H	T300-XM101DA-M14				★	★	★				★	★	★				★	★	★				★	★	★				★	★	★	11.0	14.00	110.0	20.0	3	12.0	DIN 376
		3.189																																			*.433*	*.551*	*4.331*	*.787*		*.472*	
M 16	2.00	68.00	12.00 x 9.00	C	6H	T300-XM101DA-M16				★	★	★				★	★	★				★	★	★				★	★	★				★	★	★	12.0	16.00	110.0	20.0	4	14.0	DIN 376
		2.677																																			*.472*	*.630*	*4.331*	*.787*		*.551*	
M 18	2.50	81.00	14.00 x 11.00	C	6H	T300-XM101DA-M18	★	★	★				★	★	★				★	★	★				★	★	★				★	★	★				14.0	18.00	125.0	25.0	4	15.5	DIN 376
		3.189																																			*.551*	*.709*	*4.921*	*.984*		*.610*	
M 20	2.50	95.00	16.00 x 12.00	C	6H	T300-XM101DA-M20	★	★	★				★	★	★				★	★	★				★	★	★				★	★	★				16.0	20.00	140.0	25.0	4	17.5	DIN 376
		3.740																																			*.630*	*.787*	*5.512*	*.984*		*.689*	
M 22	2.50	93.00	18.00 x 14.50	C	6H	T300-XM101DA-M22	★	★	★				★	★	★				★	★	★				★	★	★				★	★	★				18.0	22.00	140.0	25.0	4	19.5	DIN 376
		3.661																																			*.709*	*.866*	*5.512*	*.984*		*.768*	
M 24	3.00	113.00	18.00 x 14.50	C	6H	T300-XM101DA-M24	★	★	★				★	★	★				★	★	★				★	★	★				★	★	★				18.0	24.00	160.0	30.0	4	21.0	DIN 376
		4.449																																			*.709*	*.945*	*6.299*	*1.181*		*.827*	
M 27	3.00	97.00	20.00 x 16.00	C	6H	T300-XM101DA-M27	★	★	★				★	★	★				★	★	★				★	★	★				★	★	★				20.0	27.00	160.0	30.0	4	24.0	DIN 376
		3.819																																			*.787*	*1.063*	*6.299*	*1.181*		*.945*	
M 30	3.50	115.00	22.00 x 18.00	C	6H	T300-XM101DA-M30	★	★	★				★	★	★				★	★	★				★	★	★				★	★	★				22.0	30.00	180.0	36.0	4	26.5	DIN 376
		4.528																																			*.866*	*1.181*	*7.087*	*1.417*		*1.043*	
M 33	3.50	113.00	25.00 x 20.00	C	6H	T300-XM101DA-M33	★	★	★				★	★	★				★	★	★				★	★	★				★	★	★				25.0	33.00	180.0	36.0	4	29.5	DIN 376
		4.449																																			*.984*	*1.299*	*7.087*	*1.417*		*1.161*	
M 36	4.00	131.00	28.00 x 22.00	C	6H	T300-XM101DA-M36	★	★	★				★	★	★				★	★	★				★	★	★				★	★	★				28.0	36.00	200.0	40.0	4	32.0	DIN 376
		5.157																																			*1.102*	*1.417*	*7.874*	*1.575*		*1.260*	
M 39	4.00	102.00	32.00 x 24.00	C	6H	T300-XM101DA-M39		★						★						★						★						★					32.0	39.00	200.0	40.0	4	35.0	DIN 376
		4.016																																			*1.260*	*1.535*	*7.874*	*1.575*		*1.378*	
M 42	4.50	102.00	32.00 x 24.00	C	6H	T300-XM101DA-M42		★	★					★	★					★	★					★	★					★	★				32.0	42.00	200.0	45.0	4	37.5	DIN 376
		4.016																																			*1.260*	*1.654*	*7.874*	*1.772*		*1.476*	
M 48	5.00	147.00	36.00 x 29.00	C	6H	T300-XM101DA-M48		★						★						★						★						★					36.0	48.00	250.0	50.0	4	43.0	DIN 376
		5.787																																			*1.417*	*1.890*	*9.843*	*1.969*		*1.693*	

C166 C157 E9 E27 C154

Maschio con scanalature elicoidali CoroTap™ 300

Tipo di filetto: metrico

DIN 371, DIN 376

ULDR 2.5
FHA 45°
SUBSTRATE HSS-PM

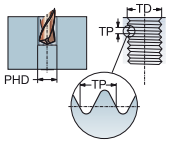

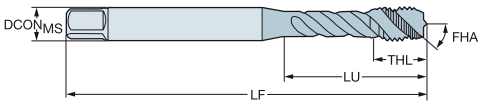

							P						M						K						N						S						Dimensioni in mm e pollici						
							B110	B145	B150	C110	C145	C150	B110	B145	B150	C110	C145	C150	B110	B145	B150	C110	C145	C150	B110	B145	B150	C110	C145	C150	B110	B145	B150	C110	C145	C150							
TDZ	TP	LU	CZC_{MS}	THCHT	TCTR	Codice di ordinazione																															$DCON_{MS}$	TD	LF	THL	NOF	PHD	BSG
M 52	5.00	120.00	40.00 x 32.00	C	6H	T300-XM101DA-M52		★	★					★	★					★	★					★	★					★	★				40.0	52.00	250.0	50.0	5	47.0	DIN 376
		4.724																																			*1.575*	*2.047*	*9.843*	*1.969*		*1.850*	
M 56	5.50	120.00	40.00 x 32.00	C	6H	T300-XM101DA-M56		★	★					★	★					★	★					★	★					★	★				40.0	56.00	250.0	55.0	5	50.5	DIN 376
		4.724																																			*1.575*	*2.205*	*9.843*	*2.165*		*1.988*	
M 64	6.00	178.00	50.00 x 39.00	C	6H	T300-XM101DA-M64		★						★						★						★						★					50.0	64.00	315.0	60.0	6	58.0	DIN 376
		7.008																																			*1.969*	*2.520*	*12.402*	*2.362*		*2.283*	
M 3	0.50	18.00	3.50 x 2.70	E	6H	T300-XM102DA-M3				★	★	★				★	★	★				★	★	★				★	★	★				★	★	★	3.5	3.00	56.0	5.9	3	2.5	DIN 371
		.709																																			*.138*	*.118*	*2.205*	*.232*		*.098*	
M 4	0.70	21.00	4.50 x 3.40	E	6H	T300-XM102DA-M4				★	★	★				★	★	★				★	★	★				★	★	★				★	★	★	4.5	4.00	63.0	6.7	3	3.3	DIN 371
		.827																																			*.177*	*.157*	*2.480*	*.264*		*.130*	
M 5	0.80	21.00	6.00 x 4.90	E	6H	T300-XM102DA-M5				★	★	★				★	★	★				★	★	★				★	★	★				★	★	★	6.0	5.00	70.0	7.7	3	4.2	DIN 371
		.827																																			*.236*	*.197*	*2.756*	*.303*		*.165*	
M 6	1.00	31.00	6.00 x 4.90	E	6H	T300-XM102DA-M6				★	★	★				★	★	★				★	★	★				★	★	★				★	★	★	6.0	6.00	80.0	10.0	3	5.0	DIN 371
		1.220																																			*.236*	*.236*	*3.150*	*.394*		*.197*	
M 8	1.25	35.00	8.00 x 6.20	E	6H	T300-XM102DA-M8				★	★	★				★	★	★				★	★	★				★	★	★				★	★	★	8.0	8.00	90.0	11.6	3	6.8	DIN 371
		1.378																																			*.315*	*.315*	*3.543*	*.457*		*.268*	
M 10	1.50	39.00	10.00 x 8.00	E	6H	T300-XM102DA-M10				★	★	★				★	★	★				★	★	★				★	★	★				★	★	★	10.0	10.00	100.0	15.1	3	8.5	DIN 371
		1.535																																			*.394*	*.394*	*3.937*	*.594*		*.335*	
M 12	1.75	83.00	9.00 x 7.00	E	6H	T300-XM103DA-M12				★	★	★				★	★	★				★	★	★				★	★	★				★	★	★	9.0	12.00	110.0	16.0	3	10.2	DIN 376
		3.268																																			*.354*	*.472*	*4.331*	*.630*		*.402*	
M 14	2.00	81.00	11.00 x 9.00	E	6H	T300-XM103DA-M14				★	★	★				★	★	★				★	★	★				★	★	★				★	★	★	11.0	14.00	110.0	20.0	3	12.0	DIN 376
		3.189																																			*.433*	*.551*	*4.331*	*.787*		*.472*	
M 16	2.00	68.00	12.00 x 9.00	E	6H	T300-XM103DA-M16				★	★	★				★	★	★				★	★	★				★	★	★				★	★	★	12.0	16.00	110.0	20.0	4	14.0	DIN 376
		2.677																																			*.472*	*.630*	*4.331*	*.787*		*.551*	
M 20	2.50	95.00	16.00 x 12.00	E	6H	T300-XM103DA-M20	★	★	★				★	★	★				★	★	★				★	★	★				★	★	★				16.0	20.00	140.0	25.0	4	17.5	DIN 376
		3.740																																			*.630*	*.787*	*5.512*	*.984*		*.689*	
M 3	0.50	18.00	3.50 x 2.70	C	6G	T300-XM104DA-M3				★	★	★				★	★	★				★	★	★				★	★	★				★	★	★	3.5	3.00	56.0	5.9	3	2.5	DIN 371
		.709																																			*.138*	*.118*	*2.205*	*.232*		*.098*	
M 4	0.70	21.00	4.50 x 3.40	C	6G	T300-XM104DA-M4				★	★	★				★	★	★				★	★	★				★	★	★				★	★	★	4.5	4.00	63.0	6.7	3	3.3	DIN 371
		.827																																			*.177*	*.157*	*2.480*	*.264*		*.130*	
M 5	0.80	25.00	6.00 x 4.90	C	6G	T300-XM104DA-M5				★	★	★				★	★	★				★	★	★				★	★	★				★	★	★	6.0	5.00	70.0	7.7	3	4.2	DIN 371
		.984																																			*.236*	*.197*	*2.756*	*.303*		*.165*	
M 6	1.00	31.00	6.00 x 4.90	C	6G	T300-XM104DA-M6				★	★	★				★	★	★				★	★	★				★	★	★				★	★	★	6.0	6.00	80.0	10.0	3	5.0	DIN 371
		1.220																																			*.236*	*.236*	*3.150*	*.394*		*.197*	
M 8	1.25	35.00	8.00 x 6.20	C	6G	T300-XM104DA-M8				★	★	★				★	★	★				★	★	★				★	★	★				★	★	★	8.0	8.00	90.0	12.0	3	6.8	DIN 371
		1.378																																			*.315*	*.315*	*3.543*	*.472*		*.268*	
M 10	1.50	39.00	10.00 x 8.00	C	6G	T300-XM104DA-M10				★	★	★				★	★	★				★	★	★				★	★	★				★	★	★	10.0	10.00	100.0	15.1	3	8.5	DIN 371
		1.535																																			*.394*	*.394*	*3.937*	*.594*		*.335*	
M 12	1.75	83.00	9.00 x 7.00	C	6G	T300-XM105DA-M12				★	★	★				★	★	★				★	★	★				★	★	★				★	★	★	9.0	12.00	110.0	16.0	3	10.2	DIN 376
		3.268																																			*.354*	*.472*	*4.331*	*.630*		*.402*	
M 14	2.00	81.00	11.00 x 9.00	C	6G	T300-XM105DA-M14				★	★	★				★	★	★				★	★	★				★	★	★				★	★	★	11.0	14.00	110.0	20.0	3	12.0	DIN 376
		3.189																																			*.433*	*.551*	*4.331*	*.787*		*.472*	
M 16	2.00	68.00	12.00 x 9.00	C	6G	T300-XM105DA-M16				★	★	★				★	★	★				★	★	★				★	★	★				★	★	★	12.0	16.00	110.0	20.0	4	14.0	DIN 376
		2.677																																			*.472*	*.630*	*4.331*	*.787*		*.551*	
M 20	2.50	95.00	16.00 x 12.00	C	6G	T300-XM105DA-M20	★	★	★				★	★	★				★	★	★				★	★	★				★	★	★				16.0	20.00	140.0	25.0	4	17.5	DIN 376
		3.740																																			*.630*	*.787*	*5.512*	*.984*		*.689*	

C166 C157 E9 E27 C154

ITA

Maschio con scanalature elicoidali CoroTap™ 300

Tipo di filetto: metrico

DIN 371/ANSI, DIN 376/ANSI

ULDR 2.5
FHA 45°
SUBSTRATE HSS-PM

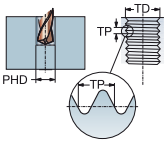

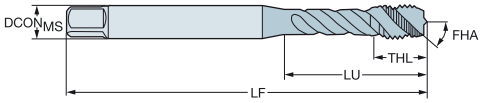

TDZ	TP	LU	CZC$_{MS}$	THCHT	TCTR	Codice di ordinazione	P C110	P C145	P C150	M C110	M C145	M C150	K C110	K C145	K C150	N C110	N C145	N C150	S C110	S C145	S C150	DCON$_{MS}$	TD	LF	THL	NOF	PHD	BSG
M 4	0.70	21.50	.194 x .152	C	6H	T300-XM100AA-M4	★	★	★	★	★	★	★	★	★	★	★	★	★	★	★	4.9	4.00	63.0	8.4	3	3.3	DIN 371/ANSI
		.846																				.194	.157	2.480	.331		.130	
M 5	0.80	28.00	.194 x .152	C	6H	T300-XM100AA-M5	★	★	★	★	★	★	★	★	★	★	★	★	★	★	★	4.9	5.00	70.0	8.6	3	4.2	DIN 371/ANSI
		1.102																				.194	.197	2.756	.339		.165	
M 6	1.00	25.50	.255 x .191	C	6H	T300-XM100AA-M6	★	★	★	★	★	★	★	★	★	★	★	★	★	★	★	6.5	6.00	80.0	11.4	3	5.0	DIN 371/ANSI
		1.004																				.255	.236	3.150	.449		.197	
M 8	1.25	33.50	.318 x .238	C	6H	T300-XM100AA-M8	★	★	★	★	★	★	★	★	★	★	★	★	★	★	★	8.1	8.00	90.0	12.9	3	6.8	DIN 371/ANSI
		1.319																				.318	.315	3.543	.508		.268	
M 10	1.50	38.50	.381 x .286	C	6H	T300-XM100AA-M10	★	★	★	★	★	★	★	★	★	★	★	★	★	★	★	9.7	10.00	100.0	16.1	3	8.5	DIN 371/ANSI
		1.516																				.381	.394	3.937	.634		.335	
M 12	1.75	81.82	.367 x .275	C	6H	T300-XM101AA-M12	★	★	★	★	★	★	★	★	★	★	★	★	★	★	★	9.3	12.00	110.0	18.0	3	10.2	DIN 376/ANSI
		3.221																				.367	.472	4.331	.709		.402	
M 14	2.00	80.30	.429 x .322	C	6H	T300-XM101AA-M14	★	★	★	★	★	★	★	★	★	★	★	★	★	★	★	10.9	14.00	110.0	20.1	3	12.0	DIN 376/ANSI
		3.161																				.429	.551	4.331	.791		.472	
M 16	2.00	65.78	.480 x .360	C	6H	T300-XM101AA-M16	★	★	★	★	★	★	★	★	★	★	★	★	★	★	★	12.2	16.00	110.0	20.1	4	14.0	DIN 376/ANSI
		2.590																				.480	.630	4.331	.791		.551	
M 18	2.50	79.00	.542 x .406	C	6H	T300-XM101AA-M18	★		★	★		★	★		★	★		★	★		★	13.8	18.00	125.0	24.9	4	15.5	DIN 376/ANSI
		3.110																				.542	.709	4.921	.980		.610	
M 20	2.50	92.47	.652 x .489	C	6H	T300-XM101AA-M20	★	★	★	★	★	★	★	★	★	★	★	★	★	★	★	16.6	20.00	140.0	24.9	4	17.5	DIN 376/ANSI
		3.641																				.652	.787	5.512	.980		.689	
M 4	0.70	21.50	.168 x .131	E	6H	T300-XM102AA-M4	★	★	★	★	★	★	★	★	★	★	★	★	★	★	★	4.3	4.00	63.0	8.4	3	3.3	DIN 371/ANSI
		.846																				.168	.157	2.480	.331		.130	
M 5	0.80	28.00	.194 x .152	E	6H	T300-XM102AA-M5	★	★	★	★	★	★	★	★	★	★	★	★	★	★	★	4.9	5.00	70.0	8.6	3	4.2	DIN 371/ANSI
		1.102																				.194	.197	2.756	.339		.165	
M 6	1.00	25.50	.255 x .191	E	6H	T300-XM102AA-M6	★	★	★	★	★	★	★	★	★	★	★	★	★	★	★	6.5	6.00	80.0	11.4	3	5.0	DIN 371/ANSI
		1.004																				.255	.236	3.150	.449		.197	
M 8	1.25	33.50	.318 x .238	E	6H	T300-XM102AA-M8	★	★	★	★	★	★	★	★	★	★	★	★	★	★	★	8.1	8.00	90.0	12.9	3	6.8	DIN 371/ANSI
		1.319																				.318	.315	3.543	.508		.268	
M 10	1.50	38.50	.381 x .286	E	6H	T300-XM102AA-M10	★	★	★	★	★	★	★	★	★	★	★	★	★	★	★	9.7	10.00	100.0	16.1	3	8.5	DIN 371/ANSI
		1.516																				.381	.394	3.937	.634		.335	
M 12	1.75	81.82	.367 x .275	E	6H	T300-XM103AA-M12	★	★	★	★	★	★	★	★	★	★	★	★	★	★	★	9.3	12.00	110.0	18.0	3	10.2	DIN 376/ANSI
		3.221																				.367	.472	4.331	.709		.402	
M 14	2.00	80.30	.429 x .322	E	6H	T300-XM103AA-M14		★	★		★	★		★	★		★	★		★	★	10.9	14.00	110.0	20.1	3	12.0	DIN 376/ANSI
		3.161																				.429	.551	4.331	.791		.472	
M 16	2.00	65.78	.480 x .360	E	6H	T300-XM103AA-M16	★	★		★	★		★	★		★	★		★	★		12.2	16.00	110.0	20.1	4	14.0	DIN 376/ANSI
		2.590																				.480	.630	4.331	.791		.551	
M 18	2.50	79.00	.542 x .406	E	6H	T300-XM103AA-M18		★			★			★			★			★		13.8	18.00	125.0	24.9	4	15.5	DIN 376/ANSI
		3.110																				.542	.709	4.921	.980		.610	
M 20	2.50	92.47	.652 x .489	E	6H	T300-XM103AA-M20	★	★	★	★	★	★	★	★	★	★	★	★	★	★	★	16.6	20.00	140.0	24.9	4	17.5	DIN 376/ANSI
		3.641																				.652	.787	5.512	.980		.689	

Dimensioni in mm e pollici

C166 C157 E9 E27 C154

Maschio con scanalature elicoidali CoroTap™ 300

Tipo di filetto: metrico

DIN 371, DIN 376

ULDR 3.0
FHA 45°
SUBSTRATE HSS-E
COATING PVD TIALN

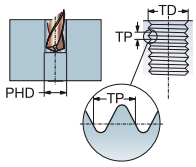

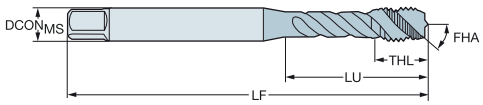

P M K N S

Dimensioni in mm e pollici

TDZ	TP	LU	CZC$_{MS}$	THCHT	TCTR	Codice di ordinazione	DCON$_{MS}$	TD	LF	THL	NOF	BSG
M 3	0.50	18.00	3.50 x 2.70	C	6H	E615M3	3.5	3.00	112.0	6.0	3	DIN 371
		.709					*.138*	*.118*	*4.409*	*.236*		
M 4	0.70	21.00	4.50 x 3.40	C	6H	E615M4	4.5	4.00	112.0	7.0	3	DIN 371
		.827					*.177*	*.157*	*4.409*	*.276*		
M 5	0.80	25.00	6.00 x 4.90	C	6H	E615M5	6.0	5.00	125.0	8.0	3	DIN 371
		.984					*.236*	*.197*	*4.921*	*.315*		
M 6	1.00	30.00	6.00 x 4.90	C	6H	E615M6	6.0	6.00	125.0	10.0	3	DIN 371
		1.181					*.236*	*.236*	*4.921*	*.394*		
M 8	1.25	40.00	8.00 x 6.20	C	6H	E615M8	8.0	8.00	140.0	13.0	3	DIN 371
		1.575					*.315*	*.315*	*5.512*	*.512*		
M 10	1.50	50.00	10.00 x 8.00	C	6H	E615M10	10.0	10.00	160.0	15.0	3	DIN 371
		1.969					*.394*	*.394*	*6.299*	*.591*		
M 12	1.75	153.00	9.00 x 7.00	C	6H	E615M12	9.0	12.00	180.0	16.0	3	DIN 376
		6.024					*.354*	*.472*	*7.087*	*.630*		
M 14	2.00	151.00	11.00 x 9.00	C	6H	E615M14	11.0	14.00	180.0	20.0	3	DIN 376
		5.945					*.433*	*.551*	*7.087*	*.787*		
M 16	2.00	158.00	12.00 x 9.00	C	6H	E615M16	12.0	16.00	200.0	20.0	3	DIN 376
		6.220					*.472*	*.630*	*7.874*	*.787*		
M 20	2.50	179.00	16.00 x 12.00	C	6H	E615M20	16.0	20.00	224.0	25.0	4	DIN 376
		7.047					*.630*	*.787*	*8.819*	*.984*		

C166 C157 E9 C154

ITA

Maschio con scanalature elicoidali CoroTap™ 300

Tipo di filetto: metrico a passo fine

DIN 374

ULDR 2.5
FHA 45°
SUBSTRATE HSS-PM

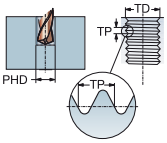

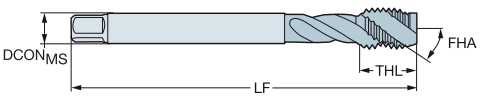

							P						M						K						N						S						Dimensioni in mm e pollici						
							B110	B145	B150	C110	C145	C150	B110	B145	B150	C110	C145	C150	B110	B145	B150	C110	C145	C150	B110	B145	B150	C110	C145	C150	B110	B145	B150	C110	C145	C150							
TDZ	TP	LU	CZC_{MS}	THCHT	TCTR	Codice di ordinazione																															$DCON_{MS}$	TD	LF	THL	NOF	PHD	BSG
MF 4x0.5	0.50	43.00	2.80 x 2.10	C	6H	T300-XM100DB-M4X050				★	★	★				★	★	★				★	★	★				★	★	★				★	★	★	2.8	4.00	63.0	6.8	3	3.5	DIN 374
		1.693																																			*.110*	*.157*	*2.480*	*.268*		*.138*	
MF 5x0.5	0.50	49.00	3.50 x 2.70	C	6H	T300-XM100DB-M5X050				★	★	★				★	★	★				★	★	★				★	★	★				★	★	★	3.5	5.00	70.0	8.2	3	4.5	DIN 374
		1.929																																			*.138*	*.197*	*2.756*	*.323*		*.177*	
MF 6x0.75	0.75	59.00	4.50 x 3.40	C	6H	T300-XM100DB-M6X075				★	★	★				★	★	★				★	★	★				★	★	★				★	★	★	4.5	6.00	80.0	10.0	3	5.3	DIN 374
		2.323																																			*.177*	*.236*	*3.150*	*.394*		*.209*	
MF 8x0.75	0.75	57.00	6.00 x 4.90	C	6H	T300-XM100DB-M8X075				★	★	★				★	★	★				★	★	★				★	★	★				★	★	★	6.0	8.00	80.0	13.0	3	7.3	DIN 374
		2.244																																			*.236*	*.315*	*3.150*	*.512*		*.287*	
MF 8x1	1.00	67.00	6.00 x 4.90	C	6H	T300-XM100DB-M8X100				★	★	★				★	★	★				★	★	★				★	★	★				★	★	★	6.0	8.00	90.0	13.0	3	7.0	DIN 374
		2.638																																			*.236*	*.315*	*3.543*	*.512*		*.276*	
MF 10x0.75	0.75	67.00	7.00 x 5.50	C	6H	T300-XM100DB-M10X075				★	★	★				★	★	★				★	★	★				★	★	★				★	★	★	7.0	10.00	90.0	13.0	3	9.3	DIN 374
		2.638																																			*.276*	*.394*	*3.543*	*.512*		*.366*	
MF 10x1	1.00	67.00	7.00 x 5.50	C	6H	T300-XM100DB-M10X100				★	★	★				★	★	★				★	★	★				★	★	★				★	★	★	7.0	10.00	90.0	13.0	3	9.0	DIN 374
		2.638																																			*.276*	*.394*	*3.543*	*.512*		*.354*	
MF 10x1.25	1.25	77.00	7.00 x 5.50	C	6H	T300-XM100DB-M10X125				★	★	★				★	★	★				★	★	★				★	★	★				★	★	★	7.0	10.00	100.0	15.0	3	8.8	DIN 374
		3.032																																			*.276*	*.394*	*3.937*	*.591*		*.346*	
MF 12x1	1.00	73.00	9.00 x 7.00	C	6H	T300-XM100DB-M12X100				★	★	★				★	★	★				★	★	★				★	★	★				★	★	★	9.0	12.00	100.0	15.0	3	11.0	DIN 374
		2.874																																			*.354*	*.472*	*3.937*	*.591*		*.433*	
MF 12x1.25	1.25	73.00	9.00 x 7.00	C	6H	T300-XM100DB-M12X125				★	★	★				★	★	★				★	★	★				★	★	★				★	★	★	9.0	12.00	100.0	15.0	3	10.8	DIN 374
		2.874																																			*.354*	*.472*	*3.937*	*.591*		*.425*	
MF 12x1.5	1.50	73.00	9.00 x 7.00	C	6H	T300-XM100DB-M12X150				★	★	★				★	★	★				★	★	★				★	★	★				★	★	★	9.0	12.00	100.0	15.0	3	10.5	DIN 374
		2.874																																			*.354*	*.472*	*3.937*	*.591*		*.413*	
MF 14x1	1.00	71.00	11.00 x 9.00	C	6H	T300-XM100DB-M14X100				★	★	★				★	★	★				★	★	★				★	★	★				★	★	★	11.0	14.00	100.0	15.0	3	13.0	DIN 374
		2.795																																			*.433*	*.551*	*3.937*	*.591*		*.512*	
MF 14x1.25	1.25	71.00	11.00 x 9.00	C	6H	T300-XM100DB-M14X125				★	★	★				★	★	★				★	★	★				★	★	★				★	★	★	11.0	14.00	100.0	15.0	3	12.8	DIN 374
		2.795																																			*.433*	*.551*	*3.937*	*.591*		*.504*	
MF 14x1.5	1.50	71.00	11.00 x 9.00	C	6H	T300-XM100DB-M14X150				★	★	★				★	★	★				★	★	★				★	★	★				★	★	★	11.0	14.00	100.0	15.0	3	12.5	DIN 374
		2.795																																			*.433*	*.551*	*3.937*	*.591*		*.492*	
MF 16x1	1.00	58.00	12.00 x 9.00	C	6H	T300-XM100DB-M16X100				★	★	★				★	★	★				★	★	★				★	★	★				★	★	★	12.0	16.00	100.0	15.0	4	15.0	DIN 374
		2.283																																			*.472*	*.630*	*3.937*	*.591*		*.591*	
MF 16x1.5	1.50	58.00	12.00 x 9.00	C	6H	T300-XM100DB-M16X150				★	★	★				★	★	★				★	★	★				★	★	★				★	★	★	12.0	16.00	100.0	15.0	4	14.5	DIN 374
		2.283																																			*.472*	*.630*	*3.937*	*.591*		*.571*	
MF 18x1	1.00	66.00	14.00 x 11.00	C	6H	T300-XM100DB-M18X100	★	★	★				★	★	★				★	★	★				★	★	★				★	★	★				14.0	18.00	110.0	17.0	4	17.0	DIN 374
		2.598																																			*.551*	*.709*	*4.331*	*.669*		*.669*	
MF 18x1.5	1.50	66.00	14.00 x 11.00	C	6H	T300-XM100DB-M18X150	★	★	★				★	★	★				★	★	★				★	★	★				★	★	★				14.0	18.00	110.0	17.0	4	16.5	DIN 374
		2.598																																			*.551*	*.709*	*4.331*	*.669*		*.650*	
MF 20x1	1.00	80.00	16.00 x 12.00	C	6H	T300-XM100DB-M20X100	★	★	★				★	★	★				★	★	★				★	★	★				★	★	★				16.0	20.00	125.0	17.0	4	19.0	DIN 374
		3.150																																			*.630*	*.787*	*4.921*	*.669*		*.748*	
MF 20x1.5	1.50	80.00	16.00 x 12.00	C	6H	T300-XM100DB-M20X150	★	★	★				★	★	★				★	★	★				★	★	★				★	★	★				16.0	20.00	125.0	17.0	4	18.5	DIN 374
		3.150																																			*.630*	*.787*	*4.921*	*.669*		*.728*	
MF 22x1.5	1.50	78.00	18.00 x 14.50	C	6H	T300-XM100DB-M22X150	★	★	★				★	★	★				★	★	★				★	★	★				★	★	★				18.0	22.00	125.0	17.0	4	20.5	DIN 374
		3.071																																			*.709*	*.866*	*4.921*	*.669*		*.807*	
MF 24x1.5	1.50	93.00	18.00 x 14.50	C	6H	T300-XM100DB-M24X150	★	★	★				★	★	★				★	★	★				★	★	★				★	★	★				18.0	24.00	140.0	20.0	4	22.5	DIN 374
		3.661																																			*.709*	*.945*	*5.512*	*.787*		*.886*	
MF 24x2	2.00	93.00	18.00 x 14.50	C	6H	T300-XM100DB-M24X200	★	★	★				★	★	★				★	★	★				★	★	★				★	★	★				18.0	24.00	140.0	20.0	4	22.0	DIN 374
		3.661																																			*.709*	*.945*	*5.512*	*.787*		*.866*	
MF 25x1.5	1.50	93.00	18.00 x 14.50	C	6H	T300-XM100DB-M25X150	★	★	★				★	★	★				★	★	★				★	★	★				★	★	★				18.0	25.00	140.0	20.0	4	23.5	DIN 374
		3.661																																			*.709*	*.984*	*5.512*	*.787*		*.925*	
MF 26x1.5	1.50	93.00	18.00 x 14.50	C	6H	T300-XM100DB-M26X150	★	★	★				★	★	★				★	★	★				★	★	★				★	★	★				18.0	26.00	140.0	20.0	4	24.5	DIN 374
		3.661																																			*.709*	*1.024*	*5.512*	*.787*		*.965*	
MF 27x1.5	1.50	77.00	20.00 x 16.00	C	6H	T300-XM100DB-M27X150	★	★					★	★					★	★					★	★					★	★					20.0	27.00	140.0	20.0	4	25.5	DIN 374
		3.032																																			*.787*	*1.063*	*5.512*	*.787*		*1.004*	
MF 27x2	2.00	77.00	20.00 x 16.00	C	6H	T300-XM100DB-M27X200	★	★	★				★	★	★				★	★	★				★	★	★				★	★	★				20.0	27.00	140.0	20.0	4	25.0	DIN 374
		3.032																																			*.787*	*1.063*	*5.512*	*.787*		*.984*	

C166 C157 E9 E27 C154

Maschio con scanalature elicoidali CoroTap™ 300

Tipo di filetto: metrico a passo fine

DIN 374

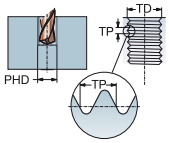

ULDR 2.5
FHA 45°
SUBSTRATE HSS-PM

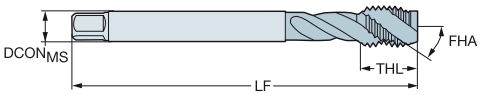

TDZ	TP	LU	CZC_{MS}	THCHT	TCTR	Codice di ordinazione	P						M						K						N						S						Dimensioni in mm e pollici						
							B110	B145	B150	C110	C145	C150	B110	B145	B150	C110	C145	C150	B110	B145	B150	C110	C145	C150	B110	B145	B150	C110	C145	C150	B110	B145	B150	C110	C145	C150	$DCON_{MS}$	TD	LF	THL	NOF	PHD	BSG
MF 28x1.5	1.50	77.00	20.00 x 16.00	C	6H	T300-XM100DB-M28X150		★						★						★						★						★					20.0	28.00	140.0	20.0	4	26.5	DIN 374
		3.032																																	*.787*	*1.102*	*5.512*	*.787*		*1.043*	
MF 30x1.5	1.50	85.00	22.00 x 18.00	C	6H	T300-XM100DB-M30X150	★	★	★				★	★	★				★	★	★				★	★	★				★	★	★				22.0	30.00	150.0	20.0	4	28.5	DIN 374
		3.346																																	*.866*	*1.181*	*5.906*	*.787*		*1.122*	
MF 30x2	2.00	85.00	22.00 x 18.00	C	6H	T300-XM100DB-M30X200	★	★	★				★	★	★				★	★	★				★	★	★				★	★	★				22.0	30.00	150.0	20.0	4	28.0	DIN 374
		3.346																																	*.866*	*1.181*	*5.906*	*.787*		*1.102*	

C166 C157 E9 E27 C154

ITA

Maschio con scanalature elicoidali CoroTap™ 300

Tipo di filetto: metrico a passo fine

DIN 374/ANSI

ULDR 2.5
FHA 45°
SUBSTRATE HSS-PM

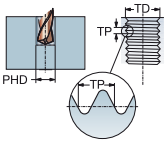

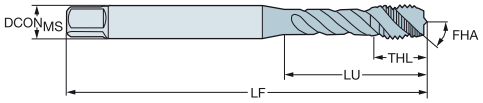

							P			M			K			N			S			Dimensioni in mm e pollici						
TDZ	TP	LU	CZC_{MS}	THCHT	TCTR	Codice di ordinazione	C110	C145	C150	C110	C145	C150	C110	C145	C150	C110	C145	C150	C110	C145	C150	$DCON_{MS}$	TD	LF	THL	NOF	PHD	BSG
MF 8x1	1.00	33.50	.318 x .238	C	6H	T300-XM100AB-M8X100	★	★	★	★	★	★	★	★	★	★	★	★	★	★	★	8.1	8.00	90.0	12.8	3	7.0	DIN 374/ANSI
		1.319																				*.318*	*.315*	*3.543*	*.504*		*.276*	
MF 10x1	1.00	37.50	.381 x .286	C	6H	T300-XM100AB-M10X100	★	★		★	★		★	★		★	★		★	★		9.7	10.00	90.0	13.0	3	9.0	DIN 374/ANSI
		1.476																				*.381*	*.394*	*3.543*	*.512*		*.354*	
MF 14x1.5	1.50	70.30	.429 x .322	C	6H	T300-XM101AB-M14X150	★			★			★			★			★			10.9	14.00	100.0	15.0	3	12.5	DIN 374/ANSI
		2.768																				*.429*	*.551*	*3.937*	*.591*		*.492*	
MF 18x1.5	1.50	64.00	.542 x .406	C	6H	T300-XM101AB-M18X150	★		★	★		★	★		★	★		★	★		★	13.8	18.00	110.0	17.0	4	16.5	DIN 374/ANSI
		2.520																				*.542*	*.709*	*4.331*	*.669*		*.650*	
MF 8x1	1.00	33.50	.318 x .238	E	6H	T300-XM102AB-M8X100	★	★	★	★	★	★	★	★	★	★	★	★	★	★	★	8.1	8.00	90.0	12.8	3	7.0	DIN 374/ANSI
		1.319																				*.318*	*.315*	*3.543*	*.504*		*.276*	
MF 10x1	1.00	37.50	.381 x .286	E	6H	T300-XM102AB-M10X100	★	★	★	★	★	★	★	★	★	★	★	★	★	★	★	9.7	10.00	90.0	13.0	3	9.0	DIN 374/ANSI
		1.476																				*.381*	*.394*	*3.543*	*.512*		*.354*	
MF 14x1.5	1.50	70.30	.429 x .322	E	6H	T300-XM103AB-M14X150	★	★		★	★		★	★		★	★		★	★		10.9	14.00	100.0	15.0	3	12.5	DIN 374/ANSI
		2.768																				*.429*	*.551*	*3.937*	*.591*		*.492*	
MF 18x1.5	1.50	64.00	.542 x .406	E	6H	T300-XM103AB-M18X150	★		★	★		★	★		★	★		★	★		★	13.8	18.00	110.0	17.0	4	16.5	DIN 374/ANSI
		2.520																				*.542*	*.709*	*4.331*	*.669*		*.650*	

C166 C157 E9 E27 C154

Maschio con scanalature elicoidali CoroTap™ 300

Tipo di filetto: UNC

DIN 2184-1

ULDR 2.5
FHA 45°
SUBSTRATE HSS-PM

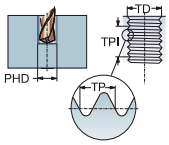

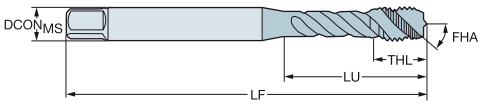

TDZ	TPI	LU	CZC_{MS}	THCHT	TCTR	Codice di ordinazione	P						M						K						N						S						Dimensioni in mm e pollici						
							B110	B145	B150	C110	C145	C150	B110	B145	B150	C110	C145	C150	B110	B145	B150	C110	C145	C150	B110	B145	B150	C110	C145	C150	B110	B145	B150	C110	C145	C150	$DCON_{MS}$	TD	LF	THL	NOF	PHD	BSG
UNC #4-40	40.00	18.00	3.50 x 2.70	C	2B	T300-XM100DE-4-40				★	★	★				★	★	★				★	★	★				★	★	★				★	★	★	3.5	2.84	56.0	5.6	3	2.4	DIN 2184-1
		.709																																			*.138*	*.112*	*2.205*	*.220*		*.093*	
UNC #5-40	40.00	18.00	3.50 x 2.70	C	2B	T300-XM100DE-5-40				★	★	★				★	★	★				★	★	★				★	★	★				★	★	★	3.5	3.18	56.0	5.6	3	2.7	DIN 2184-1
		.709																																			*.138*	*.125*	*2.205*	*.220*		*.104*	
UNC #6-32	32.00	20.00	4.00 x 3.00	C	2B	T300-XM100DE-6-32				★	★	★				★	★	★				★	★	★				★	★	★				★	★	★	4.0	3.51	56.0	6.5	3	2.9	DIN 2184-1
		.787																																			*.157*	*.138*	*2.205*	*.256*		*.112*	
UNC #8-32	32.00	21.00	4.50 x 3.40	C	2B	T300-XM100DE-8-32				★	★	★				★	★	★				★	★	★				★	★	★				★	★	★	4.5	4.17	63.0	6.5	3	3.5	DIN 2184-1
		.827																																			*.177*	*.164*	*2.480*	*.256*		*.138*	
UNC #10-24	24.00	25.00	6.00 x 4.90	C	2B	T300-XM100DE-10-24				★	★	★				★	★	★				★	★	★				★	★	★				★	★	★	6.0	4.83	70.0	8.0	3	3.9	DIN 2184-1
		.984																																			*.236*	*.190*	*2.756*	*.315*		*.154*	
UNC #12-24	24.00	30.00	6.00 x 4.90	C	2B	T300-XM100DE-12-24				★	★	★				★	★	★				★	★	★				★	★	★				★	★	★	6.0	5.49	80.0	10.0	3	4.5	DIN 2184-1
		1.181																																			*.236*	*.216*	*3.150*	*.394*		*.177*	
UNC 1/4-20	20.00	30.00	7.00 x 5.50	C	2B	T300-XM100DE-1/4				★	★	★				★	★	★				★	★	★				★	★	★				★	★	★	7.0	6.35	80.0	10.0	3	5.1	DIN 2184-1
		1.181																																			*.276*	*.250*	*3.150*	*.394*		*.201*	
UNC 5/16-18	18.00	35.00	8.00 x 6.20	C	2B	T300-XM100DE-5/16				★	★	★				★	★	★				★	★	★				★	★	★				★	★	★	8.0	7.94	90.0	12.0	3	6.6	DIN 2184-1
		1.378																																			*.315*	*.313*	*3.543*	*.472*		*.260*	
UNC 3/8-16	16.00	39.00	10.00 x 8.00	C	2B	T300-XM100DE-3/8				★	★	★				★	★	★				★	★	★				★	★	★				★	★	★	10.0	9.53	100.0	15.0	3	8.0	DIN 2184-1
		1.535																																			*.394*	*.375*	*3.937*	*.591*		*.315*	
UNC 7/16-14	14.00	75.75	8.00 x 6.20	C	2B	T300-XM101DE-7/16				★	★	★				★	★	★				★	★	★				★	★	★				★	★	★	8.0	11.11	100.0	15.0	3	9.4	DIN 2184-1
		2.982																																			*.315*	*.438*	*3.937*	*.591*		*.370*	
UNC 1/2-13	13.00	82.75	9.00 x 7.00	C	2B	T300-XM101DE-1/2				★	★	★				★	★	★				★	★	★				★	★	★				★	★	★	9.0	12.70	110.0	18.0	3	10.8	DIN 2184-1
		3.258																																			*.354*	*.500*	*4.331*	*.709*		*.425*	
UNC 5/8-11	11.00	67.75	12.00 x 9.00	C	2B	T300-XM101DE-5/8				★	★	★				★	★	★				★	★	★				★	★	★				★	★	★	12.0	15.88	110.0	20.0	4	13.5	DIN 2184-1
		2.667																																			*.472*	*.625*	*4.331*	*.787*		*.531*	
UNC 3/4-10	10.00	80.75	14.00 x 11.00	C	2B	T300-XM101DE-3/4	★	★	★				★	★	★				★	★	★				★	★	★				★	★	★				14.0	19.05	125.0	25.0	4	16.5	DIN 2184-1
		3.179																																			*.551*	*.750*	*4.921*	*.984*		*.650*	
UNC 7/8-9	9.00	92.75	18.00 x 14.50	C	2B	T300-XM101DE-7/8	★	★	★				★	★	★				★	★	★				★	★	★				★	★	★				18.0	22.23	140.0	25.0	4	19.5	DIN 2184-1
		3.652																																			*.709*	*.875*	*5.512*	*.984*		*.768*	
UNC 1"-8	8.00	112.75	18.00 x 14.50	C	2B	T300-XM101DE-1	★	★	★				★	★	★				★	★	★				★	★	★				★	★	★				18.0	25.40	160.0	30.0	4	22.3	DIN 2184-1
		4.439																																			*.709*	*1.000*	*6.299*	*1.181*		*.876*	

C166 C157 E9 E27 C154

ITA

Maschio con scanalature elicoidali CoroTap™ 300

Tipo di filetto: UNC

DIN 2184-1/ANSI

ULDR 2.5
FHA 48°
SUBSTRATE HSS-PM

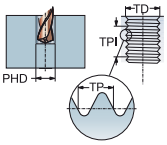

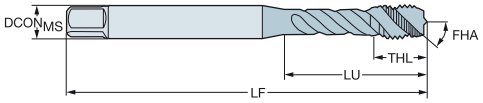

TDZ	TPI	LU	CZC$_{MS}$	THCHT	TCTR	Codice di ordinazione	P C110	P C145	P C150	M C110	M C145	M C150	K C110	K C145	K C150	N C110	N C145	N C150	S C110	S C145	S C150	DCON$_{MS}$	TD	LF	THL	NOF	PHD	BSG
UNC #2-56	56.00	11.99	.141 x .110	C	3BX	T300-XM100AE-2-56	★	★	★	★	★	★	★	★	★	★	★	★	★	★	★	3.6	2.18	45.0	4.0	3	1.9	DIN 2184-1/ANSI
		.472																				.141	.086	1.772	.157		.073	
UNC #4-40	40.00	17.50	.141 x .110	C	3BX	T300-XM100AE-4-40	★	★	★	★	★	★	★	★	★	★	★	★	★	★	★	3.6	2.84	56.0	7.1	3	2.4	DIN 2184-1/ANSI
		.689																				.141	.112	2.205	.280		.093	
UNC #5-40	40.00	17.50	.141 x .110	C	3BX	T300-XM100AE-5-40	★		★	★		★	★		★	★		★	★		★	3.6	3.18	56.0	6.6	3	2.7	DIN 2184-1/ANSI
		.689																				.141	.125	2.205	.260		.104	
UNC #6-32	32.00	20.50	.141 x .110	C	3BX	T300-XM100AE-6-32	★	★	★	★	★	★	★	★	★	★	★	★	★	★	★	3.6	3.51	56.0	7.2	3	2.9	DIN 2184-1/ANSI
		.807																				.141	.138	2.205	.283		.112	
UNC #8-32	32.00	21.50	.168 x .131	C	3BX	T300-XM100AE-8-32	★	★	★	★	★	★	★	★	★	★	★	★	★	★	★	4.3	4.17	63.0	7.7	3	3.5	DIN 2184-1/ANSI
		.846																				.168	.164	2.480	.303		.138	
UNC #10-24	24.00	28.00	.194 x .152	C	3BX	T300-XM100AE-10-24	★	★	★	★	★	★	★	★	★	★	★	★	★	★	★	4.9	4.83	70.0	9.1	3	3.9	DIN 2184-1/ANSI
		1.102																				.194	.190	2.756	.358		.154	
UNC #12-24	24.00	25.50	.220 x .165	C	3BX	T300-XM100AE-12-24	★	★	★	★	★	★	★	★	★	★	★	★	★	★	★	5.6	5.49	80.0	9.9	3	4.5	DIN 2184-1/ANSI
		1.004																				.220	.216	3.150	.390		.177	
UNC 1/4-20	20.00	25.00	.255 x .191	C	3BX	T300-XM100AE-1/4	★	★	★	★	★	★	★	★	★	★	★	★	★	★	★	6.5	6.35	80.0	11.0	3	5.1	DIN 2184-1/ANSI
		.984																				.255	.250	3.150	.433		.201	
UNC 5/16-18	18.00	34.00	.318 x .238	C	3BX	T300-XM100AE-5/16	★	★	★	★	★	★	★	★	★	★	★	★	★	★	★	8.1	7.94	90.0	13.1	3	6.6	DIN 2184-1/ANSI
		1.339																				.318	.313	3.543	.516		.260	
UNC 3/8-16	16.00	39.00	.381 x .286	C	3BX	T300-XM100AE-3/8	★	★	★	★	★	★	★	★	★	★	★	★	★	★	★	9.7	9.53	100.0	16.8	3	8.0	DIN 2184-1/ANSI
		1.535																				.381	.375	3.937	.661		.315	
UNC 7/16-14	14.00	72.59	.323 x .242	C	3BX	T300-XM101AE-7/16	★	★	★	★	★	★	★	★	★	★	★	★	★	★	★	8.2	11.11	100.0	15.0	3	9.4	DIN 2184-1/ANSI
		2.858																				.323	.438	3.937	.591		.370	
UNC 1/2-13	13.00	81.82	.367 x .275	C	3BX	T300-XM101AE-1/2	★	★	★	★	★	★	★	★	★	★	★	★	★	★	★	9.3	12.70	110.0	18.0	3	10.8	DIN 2184-1/ANSI
		3.221																				.367	.500	4.331	.709		.425	
UNC 9/16-12	12.00	80.30	.429 x .322	C	3BX	T300-XM101AE-9/16	★	★		★	★		★	★		★	★		★	★		10.9	14.29	110.0	20.1	3	12.2	DIN 2184-1/ANSI
		3.161																				.429	.563	4.331	.791		.480	
UNC 5/8-11	11.00	65.78	.480 x .360	C	3BX	T300-XM101AE-5/8	★	★	★	★	★	★	★	★	★	★	★	★	★	★	★	12.2	15.88	110.0	20.1	4	13.5	DIN 2184-1/ANSI
		2.590																				.480	.625	4.331	.791		.531	
UNC 3/4-10	10.00	77.47	.590 x .442	C	3BX	T300-XM101AE-3/4	★	★	★	★	★	★	★	★	★	★	★	★	★	★	★	15.0	19.05	125.0	24.9	4	16.5	DIN 2184-1/ANSI
		3.050																				.590	.750	4.921	.980		.650	
UNC 7/8-9	9.00	90.95	.697 x .523	C	3BX	T300-XM101AE-7/8	★	★		★	★		★	★		★	★		★	★		17.7	22.23	140.0	24.9	4	19.5	DIN 2184-1/ANSI
		3.581																				.697	.875	5.512	.980		.768	
UNC 1"-8	8.00	95.43	.800 x .600	C	3BX	T300-XM101AE-1	★	★		★	★		★	★		★	★		★	★		20.3	25.40	160.0	30.0	4	22.3	DIN 2184-1/ANSI
		3.757																				.800	1.000	6.299	1.181		.876	
UNC #2-56	56.00	15.00	.141 x .110	E	3BX	T300-XM102AE-2-56	★	★	★	★	★	★	★	★	★	★	★	★	★	★	★	3.6	2.18	45.0	4.0	3	1.9	DIN 2184-1/ANSI
		.591																				.141	.086	1.772	.157		.073	
UNC #4-40	40.00	17.50	.141 x .110	E	3BX	T300-XM102AE-4-40	★	★	★	★	★	★	★	★	★	★	★	★	★	★	★	3.6	2.84	56.0	7.1	3	2.4	DIN 2184-1/ANSI
		.689																				.141	.112	2.205	.280		.093	
UNC #5-40	40.00	17.50	.141 x .110	E	3BX	T300-XM102AE-5-40	★	★		★	★		★	★		★	★		★	★		3.6	3.18	56.0	6.6	3	2.7	DIN 2184-1/ANSI
		.689																				.141	.125	2.205	.260		.104	
UNC #6-32	32.00	20.50	.141 x .110	E	3BX	T300-XM102AE-6-32	★	★	★	★	★	★	★	★	★	★	★	★	★	★	★	3.6	3.51	56.0	7.2	3	2.9	DIN 2184-1/ANSI
		.807																				.141	.138	2.205	.283		.112	
UNC #8-32	32.00	21.50	.168 x .131	E	3BX	T300-XM102AE-8-32	★	★	★	★	★	★	★	★	★	★	★	★	★	★	★	4.3	4.17	63.0	7.7	3	3.5	DIN 2184-1/ANSI
		.846																				.168	.164	2.480	.303		.138	
UNC #10-24	24.00	28.00	.194 x .152	E	3BX	T300-XM102AE-10-24	★	★	★	★	★	★	★	★	★	★	★	★	★	★	★	4.9	4.83	70.0	9.1	3	3.9	DIN 2184-1/ANSI
		1.102																				.194	.190	2.756	.358		.154	
UNC #12-24	24.00	24.80	.255 x .191	E	3BX	T300-XM102AE-12-24		★	★		★	★		★	★		★	★		★	★	6.5	5.49	80.0	9.9	3	4.5	DIN 2184-1/ANSI
		.976																				.255	.216	3.150	.390		.177	
UNC 1/4-20	20.00	25.00	.255 x .191	E	3BX	T300-XM102AE-1/4	★	★	★	★	★	★	★	★	★	★	★	★	★	★	★	6.5	6.35	80.0	11.0	3	5.1	DIN 2184-1/ANSI
		.984																				.255	.250	3.150	.433		.201	
UNC 5/16-18	18.00	34.00	.318 x .238	E	3BX	T300-XM102AE-5/16	★	★	★	★	★	★	★	★	★	★	★	★	★	★	★	8.1	7.94	90.0	13.1	3	6.6	DIN 2184-1/ANSI
		1.339																				.318	.313	3.543	.516		.260	
UNC 3/8-16	16.00	39.00	.381 x .286	E	3BX	T300-XM102AE-3/8	★	★	★	★	★	★	★	★	★	★	★	★	★	★	★	9.7	9.53	100.0	16.8	3	8.0	DIN 2184-1/ANSI
		1.535																				.381	.375	3.937	.661		.315	

Dimensioni in mm e pollici

C166 C157 E9 E27 C154

Maschio con scanalature elicoidali CoroTap™ 300

Tipo di filetto: UNC

DIN 2184-1/ANSI

ULDR 2.5
FHA 48°
SUBSTRATE HSS-PM

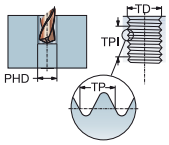

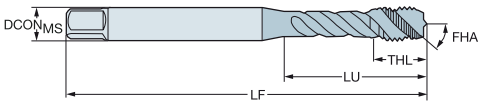

TDZ	TPI	LU	CZC_{MS}	THCHT	TCTR	Codice di ordinazione	P C110	P C145	P C150	M C110	M C145	M C150	K C110	K C145	K C150	N C110	N C145	N C150	S C110	S C145	S C150	$DCON_{MS}$	TD	LF	THL	NOF	PHD	BSG
UNC 7/16-14	14.00	72.59	.323 x .242	E	3BX	T300-XM103AE-7/16	★			★			★			★			★			8.2	11.11	100.0	15.0	3	9.4	DIN 2184-1/ANSI
		2.858																				*.323*	*.438*	*3.937*	*.591*		*.370*	
UNC 1/2-13	13.00	81.82	.367 x .275	E	3BX	T300-XM103AE-1/2	★	★	★	★	★	★	★	★	★	★	★	★	★	★	★	9.3	12.70	110.0	18.0	3	10.8	DIN 2184-1/ANSI
		3.221																				*.367*	*.500*	*4.331*	*.709*		*.425*	
UNC 9/16-12	12.00	80.30	.429 x .322	E	3BX	T300-XM103AE-9/16	★	★	★	★	★	★	★	★	★	★	★	★	★	★	★	10.9	14.29	110.0	20.1	3	12.2	DIN 2184-1/ANSI
		3.161																				*.429*	*.563*	*4.331*	*.791*		*.480*	
UNC 5/8-11	11.00	65.78	.480 x .360	E	3BX	T300-XM103AE-5/8	★	★	★	★	★	★	★	★	★	★	★	★	★	★	★	12.2	15.88	110.0	20.1	4	13.5	DIN 2184-1/ANSI
		2.590																				*.480*	*.625*	*4.331*	*.791*		*.531*	
UNC 3/4-10	10.00	77.47	.590 x .442	E	3BX	T300-XM103AE-3/4	★	★	★	★	★	★	★	★	★	★	★	★	★	★	★	15.0	19.05	125.0	24.9	4	16.5	DIN 2184-1/ANSI
		3.050																				*.590*	*.750*	*4.921*	*.980*		*.650*	
UNC 7/8-9	9.00	90.95	.697 x .523	E	3BX	T300-XM103AE-7/8	★	★	★	★	★	★	★	★	★	★	★	★	★	★	★	17.7	22.23	140.0	24.9	4	19.5	DIN 2184-1/ANSI
		3.581																				*.697*	*.875*	*5.512*	*.980*		*.768*	
UNC 1"-8	8.00	95.43	.800 x .600	E	3BX	T300-XM103AE-1	★	★	★	★	★	★	★	★	★	★	★	★	★	★	★	20.3	25.40	160.0	30.0	4	22.3	DIN 2184-1/ANSI
		3.757																				*.800*	*1.000*	*6.299*	*1.181*		*.876*	

Dimensioni in mm e pollici

C166 C157 E9 E27 C154

ITA

Maschio con scanalature elicoidali CoroTap™ 300

Tipo di filetto: UNF

DIN 2184-1

ULDR 2.5
FHA 45°
SUBSTRATE HSS-PM

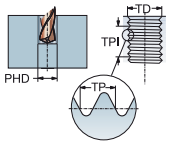

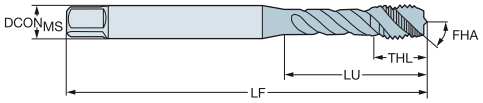

TDZ	TPI	LU	CZC_{MS}	THCHT	TCTR	Codice di ordinazione	P B110	P B145	P B150	P C110	P C145	P C150	M B110	M B145	M B150	M C110	M C145	M C150	K B110	K B145	K B150	K C110	K C145	K C150	N B110	N B145	N B150	N C110	N C145	N C150	S B110	S B145	S B150	S C110	S C145	S C150	Dimensioni in mm e pollici $DCON_{MS}$	TD	LF	THL	NOF	PHD	BSG
UNF #8-36	36.00	21.00	4.50 x 3.40	C	2B	T300-XM100DF-8-36				★	★	★				★	★	★				★	★	★				★	★	★				★	★	★	4.5	4.17	63.0	6.5	3	3.5	DIN 2184-1
		.827																																			*.177*	*.164*	*2.480*	*.256*		*.138*	
UNF #10-32	32.00	25.00	6.00 x 4.90	C	2B	T300-XM100DF-10-32				★	★	★				★	★	★				★	★	★				★	★	★				★	★	★	6.0	4.83	70.0	7.3	3	4.1	DIN 2184-1
		.984																																			*.236*	*.190*	*2.756*	*.287*		*.161*	
UNF 1/4-28	28.00	30.00	7.00 x 5.50	C	2B	T300-XM100DF-1/4				★	★	★				★	★	★				★	★	★				★	★	★				★	★	★	7.0	6.35	80.0	10.0	3	5.5	DIN 2184-1
		1.181																																			*.276*	*.250*	*3.150*	*.394*		*.217*	
UNF 5/16-24	24.00	35.00	8.00 x 6.20	C	2B	T300-XM100DF-5/16				★	★	★				★	★	★				★	★	★				★	★	★				★	★	★	8.0	7.94	90.0	12.0	3	6.9	DIN 2184-1
		1.378																																			*.315*	*.313*	*3.543*	*.472*		*.272*	
UNF 3/8-24	24.00	39.00	10.00 x 8.00	C	2B	T300-XM100DF-3/8				★	★	★				★	★	★				★	★	★				★	★	★				★	★	★	10.0	9.53	100.0	15.0	3	8.5	DIN 2184-1
		1.535																																			*.394*	*.375*	*3.937*	*.591*		*.335*	
UNF 7/16-20	20.00	75.75	8.00 x 6.20	C	2B	T300-XM101DF-7/16				★	★	★				★	★	★				★	★	★				★	★	★				★	★	★	8.0	11.11	100.0	15.0	3	9.9	DIN 2184-1
		2.982																																			*.315*	*.438*	*3.937*	*.591*		*.390*	
UNF 1/2-20	20.00	83.00	9.00 x 7.00	C	2B	T300-XM101DF-1/2				★	★	★				★	★	★				★	★	★				★	★	★				★	★	★	9.0	12.70	110.0	18.0	3	11.5	DIN 2184-1
		3.268																																			*.354*	*.500*	*4.331*	*.709*		*.453*	
UNF 5/8-18	18.00	67.75	12.00 x 9.00	C	2B	T300-XM101DF-5/8				★	★	★				★	★	★				★	★	★				★	★	★				★	★	★	12.0	15.88	110.0	20.0	4	14.5	DIN 2184-1
		2.667																																			*.472*	*.625*	*4.331*	*.787*		*.571*	
UNF 3/4-16	16.00	77.50	14.00 x 11.00	C	2B	T300-XM101DF-3/4	★	★	★				★	★	★				★	★	★				★	★	★				★	★	★				14.0	19.05	125.0	25.0	4	17.5	DIN 2184-1
		3.051																																			*.551*	*.750*	*4.921*	*.984*		*.689*	
UNF 7/8-14	14.00	92.75	18.00 x 14.50	C	2B	T300-XM101DF-7/8	★	★	★				★	★	★				★	★	★				★	★	★				★	★	★				18.0	22.23	140.0	25.0	4	20.4	DIN 2184-1
		3.652																																			*.709*	*.875*	*5.512*	*.984*		*.803*	
UNF 1"-12	12.00	113.00	18.00 x 14.50	C	2B	T300-XM101DF-1	★	★					★	★					★	★					★	★					★	★					18.0	25.40	160.0	30.0	4	23.3	DIN 2184-1
		4.449																																			*.709*	*1.000*	*6.299*	*1.181*		*.915*	

C166 C157 E9 E27 C154

Maschio con scanalature elicoidali CoroTap™ 300

Tipo di filetto: UNF

DIN 2184-1/ANSI

ULDR 2.5
FHA 45°
SUBSTRATE HSS-PM

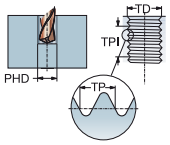

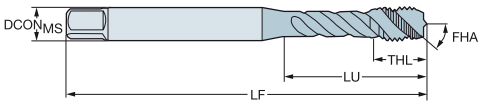

TDZ	TPI	LU	CZC_{MS}	THCHT	TCTR	Codice di ordinazione	P C110	P C145	P C150	M C110	M C145	M C150	K C110	K C145	K C150	N C110	N C145	N C150	S C110	S C145	S C150	$DCON_{MS}$	TD	LF	THL	NOF	PHD	BSG
UNF #4-48	48.00	17.50	.141 x .110	C	3BX	T300-XM100AF-4-48	★	★	★	★	★	★	★	★	★	★	★	★	★	★	★	3.6	2.84	56.0	7.1	3	2.4	DIN 2184-1/ANSI
		.689																				*.141*	*.112*	*2.205*	*.280*		*.094*	
UNF #6-40	40.00	20.50	.141 x .110	C	3BX	T300-XM100AF-6-40	★			★			★			★			★			3.6	3.51	56.0	7.1	3	3.0	DIN 2184-1/ANSI
		.807																				*.141*	*.138*	*2.205*	*.280*		*.116*	
UNF #8-36	36.00	21.50	.168 x .131	C	3BX	T300-XM100AF-8-36	★			★			★			★			★			4.3	4.17	63.0	7.7	3	3.5	DIN 2184-1/ANSI
		.846																				*.168*	*.164*	*2.480*	*.303*		*.138*	
UNF #10-32	32.00	28.00	.194 x .152	C	3BX	T300-XM100AF-10-32	★	★	★	★	★	★	★	★	★	★	★	★	★	★	★	4.9	4.83	70.0	8.9	3	4.1	DIN 2184-1/ANSI
		1.102																				*.194*	*.190*	*2.756*	*.350*		*.161*	
UNF #12-28	28.00	31.00	.220 x .165	C	3BX	T300-XM100AF-12-28	★	★		★	★		★	★		★	★		★	★		5.6	5.49	80.0	9.9	3	4.6	DIN 2184-1/ANSI
		1.220																				*.220*	*.216*	*3.150*	*.390*		*.181*	
UNF 1/4-28	28.00	25.00	.255 x .191	C	3BX	T300-XM100AF-1/4	★	★	★	★	★	★	★	★	★	★	★	★	★	★	★	6.5	6.35	80.0	10.8	3	5.5	DIN 2184-1/ANSI
		.984																				*.255*	*.250*	*3.150*	*.425*		*.217*	
UNF 5/16-24	24.00	34.00	.318 x .238	C	3BX	T300-XM100AF-5/16	★	★	★	★	★	★	★	★	★	★	★	★	★	★	★	8.1	7.94	90.0	12.9	3	6.9	DIN 2184-1/ANSI
		1.339																				*.318*	*.313*	*3.543*	*.508*		*.272*	
UNF 3/8-24	24.00	37.50	.381 x .286	C	3BX	T300-XM100AF-3/8	★	★	★	★	★	★	★	★	★	★	★	★	★	★	★	9.7	9.53	90.0	15.0	3	8.5	DIN 2184-1/ANSI
		1.476																				*.381*	*.375*	*3.543*	*.591*		*.335*	
UNF 7/16-20	20.00	72.59	.367 x .275	C	3BX	T300-XM101AF-7/16	★	★	★	★	★	★	★	★	★	★	★	★	★	★	★	9.3	11.11	100.0	15.0	3	9.9	DIN 2184-1/ANSI
		2.858																				*.367*	*.438*	*3.937*	*.591*		*.390*	
UNF 1/2-20	20.00	71.82	.367 x .275	C	3BX	T300-XM101AF-1/2	★	★	★	★	★	★	★	★	★	★	★	★	★	★	★	9.3	12.70	100.0	18.0	3	11.5	DIN 2184-1/ANSI
		2.828																				*.367*	*.500*	*3.937*	*.709*		*.453*	
UNF 9/16-18	18.00	70.30	.429 x .322	C	3BX	T300-XM101AF-9/16	★	★	★	★	★	★	★	★	★	★	★	★	★	★	★	10.9	14.29	100.0	19.1	3	12.9	DIN 2184-1/ANSI
		2.768																				*.429*	*.563*	*3.937*	*.752*		*.508*	
UNF 5/8-18	18.00	55.78	.480 x .360	C	3BX	T300-XM101AF-5/8	★	★	★	★	★	★	★	★	★	★	★	★	★	★	★	12.2	15.88	100.0	20.1	4	14.5	DIN 2184-1/ANSI
		2.196																				*.480*	*.625*	*3.937*	*.791*		*.571*	
UNF 3/4-16	16.00	62.47	.590 x .442	C	3BX	T300-XM101AF-3/4	★	★	★	★	★	★	★	★	★	★	★	★	★	★	★	15.0	19.05	110.0	24.9	4	17.5	DIN 2184-1/ANSI
		2.459																				*.590*	*.750*	*4.331*	*.980*		*.689*	
UNF 7/8-14	14.00	75.95	.697 x .523	C	3BX	T300-XM101AF-7/8	★		★	★		★	★		★	★		★	★		★	17.7	22.23	125.0	24.9	4	20.4	DIN 2184-1/ANSI
		2.990																				*.697*	*.875*	*4.921*	*.980*		*.803*	
UNF 1"-12	12.00	75.43	.800 x .600	C	3BX	T300-XM101AF-1-12			★			★			★			★			★	20.3	25.40	140.0	26.9	4	23.3	DIN 2184-1/ANSI
		2.970																				*.800*	*1.000*	*5.512*	*1.059*		*.915*	
UNF #4-48	48.00	17.50	.141 x .110	E	3BX	T300-XM102AF-4-48		★	★		★	★		★	★		★	★		★	★	3.6	2.84	56.0	7.1	3	2.4	DIN 2184-1/ANSI
		.689																				*.141*	*.112*	*2.205*	*.280*		*.094*	
UNF #6-40	40.00	20.50	.141 x .110	E	3BX	T300-XM102AF-6-40	★		★	★		★	★		★	★		★	★		★	3.6	3.51	56.0	7.1	3	3.0	DIN 2184-1/ANSI
		.807																				*.141*	*.138*	*2.205*	*.280*		*.116*	
UNF #8-36	36.00	21.50	.168 x .131	E	3BX	T300-XM102AF-8-36	★		★	★		★	★		★	★		★	★		★	4.3	4.17	63.0	7.7	3	3.5	DIN 2184-1/ANSI
		.846																				*.168*	*.164*	*2.480*	*.303*		*.138*	
UNF #10-32	32.00	28.00	.194 x .152	E	3BX	T300-XM102AF-10-32	★	★	★	★	★	★	★	★	★	★	★	★	★	★	★	4.9	4.83	70.0	8.9	3	4.1	DIN 2184-1/ANSI
		1.102																				*.194*	*.190*	*2.756*	*.350*		*.161*	
UNF #12-28	28.00	31.00	.220 x .165	E	3BX	T300-XM102AF-12-28	★	★		★	★		★	★		★	★		★	★		5.6	5.49	80.0	9.9	3	4.6	DIN 2184-1/ANSI
		1.220																				*.220*	*.216*	*3.150*	*.390*		*.181*	
UNF 1/4-28	28.00	25.00	.255 x .191	E	3BX	T300-XM102AF-1/4	★	★	★	★	★	★	★	★	★	★	★	★	★	★	★	6.5	6.35	80.0	10.8	3	5.5	DIN 2184-1/ANSI
		.984																				*.255*	*.250*	*3.150*	*.425*		*.217*	
UNF 5/16-24	24.00	34.00	.318 x .238	E	3BX	T300-XM102AF-5/16	★			★			★			★			★			8.1	7.94	90.0	12.9	3	6.9	DIN 2184-1/ANSI
		1.339																				*.318*	*.313*	*3.543*	*.508*		*.272*	
UNF 3/8-24	24.00	37.50	.381 x .286	E	3BX	T300-XM102AF-3/8	★	★	★	★	★	★	★	★	★	★	★	★	★	★	★	9.7	9.53	90.0	15.0	3	8.5	DIN 2184-1/ANSI
		1.476																				*.381*	*.375*	*3.543*	*.591*		*.335*	

Dimensioni in mm e pollici

C166 C157 E9 E27 C154

ITA

Maschio con scanalature elicoidali CoroTap™ 300

Tipo di filetto: UNF

DIN 2184-1/ANSI

ULDR 2.5
FHA 45°
SUBSTRATE HSS-PM

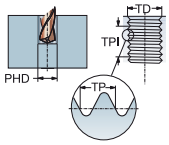

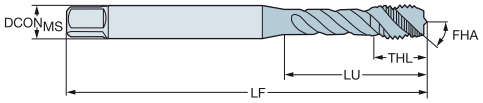

TDZ	TPI	LU	CZC_{MS}	THCHT	TCTR	Codice di ordinazione	P C110	P C145	P C150	M C110	M C145	M C150	K C110	K C145	K C150	N C110	N C145	N C150	S C110	S C145	S C150	$DCON_{MS}$	TD	LF	THL	NOF	PHD	BSG
UNF 7/16-20	20.00	72.59	.323 x .242	E	3BX	T300-XM103AF-7/16	★	★	★	★	★	★	★	★	★	★	★	★	★	★	★	8.2	11.11	100.0	15.0	3	9.9	DIN 2184-1/ANSI
		2.858																				*.323*	*.438*	*3.937*	*.591*		*.390*	
UNF 1/2-20	20.00	71.82	.367 x .275	E	3BX	T300-XM103AF-1/2	★	★	★	★	★	★	★	★	★	★	★	★	★	★	★	9.3	12.70	100.0	18.0	3	11.5	DIN 2184-1/ANSI
		2.828																				*.367*	*.500*	*3.937*	*.709*		*.453*	
UNF 9/16-18	18.00	70.30	.429 x .322	E	3BX	T300-XM103AF-9/16	★	★	★	★	★	★	★	★	★	★	★	★	★	★	★	10.9	14.29	100.0	19.1	3	12.9	DIN 2184-1/ANSI
		2.768																				*.429*	*.563*	*3.937*	*.752*		*.508*	
UNF 5/8-18	18.00	55.78	.480 x .360	E	3BX	T300-XM103AF-5/8	★	★		★	★		★	★		★	★		★	★		12.2	15.88	100.0	20.1	4	14.5	DIN 2184-1/ANSI
		2.196																				*.480*	*.625*	*3.937*	*.791*		*.571*	
UNF 3/4-16	16.00	62.47	.590 x .442	E	3BX	T300-XM103AF-3/4	★		★	★		★	★		★	★		★	★		★	15.0	19.05	110.0	24.9	4	17.5	DIN 2184-1/ANSI
		2.459																				*.590*	*.750*	*4.331*	*.980*		*.689*	
UNF 7/8-14	14.00	75.95	.697 x .523	E	3BX	T300-XM103AF-7/8	★			★			★			★			★			17.7	22.23	125.0	24.9	4	20.4	DIN 2184-1/ANSI
		2.990																				*.697*	*.875*	*4.921*	*.980*		*.803*	
UNF 1"-12	12.00	75.43	.800 x .600	E	3BX	T300-XM103AF-1-12	★			★			★			★			★			20.3	25.40	140.0	26.9	4	23.3	DIN 2184-1/ANSI
		2.970																				*.800*	*1.000*	*5.512*	*1.059*		*.915*	

C166 C157 E9 E27 C154

Maschio con scanalature elicoidali CoroTap™ 300

Tipo di filetto: G

DIN 5156

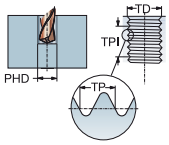

ULDR 2.5
FHA 45°
SUBSTRATE HSS-PM

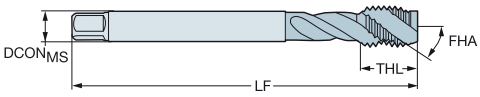

TDZ	TPI	LU	CZC$_{MS}$	THCHT	TCTR	Codice di ordinazione	P						M						K						N						S						Dimensioni in mm e pollici						
							B110	B145	B150	C110	C145	C150	B110	B145	B150	C110	C145	C150	B110	B145	B150	C110	C145	C150	B110	B145	B150	C110	C145	C150	B110	B145	B150	C110	C145	C150	DCON$_{MS}$	TD	LF	THL	NOF	PHD	BSG
G 1/8-28	28.00	67.00	7.00 x 5.50	C	NORMAL	T300-XM100DK-1/8				★	★	★				★	★	★				★	★	★				★	★	★				★	★	★	7.0	9.73	90.0	13.0	3	8.8	DIN 5156
		2.638																																			*.276*	*.383*	*3.543*	*.512*		*.346*	
G 1/4-19	19.00	71.00	11.00 x 9.00	C	NORMAL	T300-XM100DK-1/4				★	★	★				★	★	★				★	★	★				★	★	★				★	★	★	11.0	13.16	100.0	15.0	3	11.8	DIN 5156
		2.795																																			*.433*	*.518*	*3.937*	*.591*		*.465*	
G 3/8-19	19.00	58.00	12.00 x 9.00	C	NORMAL	T300-XM100DK-3/8				★	★	★				★	★	★				★	★	★				★	★	★				★	★	★	12.0	16.66	100.0	15.0	4	15.3	DIN 5156
		2.283																																			*.472*	*.656*	*3.937*	*.591*		*.600*	
G 1/2-14	14.00	80.00	16.00 x 12.00	C	NORMAL	T300-XM100DK-1/2	★	★	★				★	★	★				★	★	★				★	★	★				★	★	★				16.0	20.96	125.0	18.0	4	19.0	DIN 5156
		3.150																																			*.630*	*.825*	*4.921*	*.709*		*.748*	
G 5/8-14	14.00	78.00	18.00 x 14.50	C	NORMAL	T300-XM100DK-5/8	★	★					★	★					★	★					★	★					★	★					18.0	22.91	125.0	18.0	4	21.0	DIN 5156
		3.071																																			*.709*	*.902*	*4.921*	*.709*		*.827*	
G 3/4-14	14.00	77.00	20.00 x 16.00	C	NORMAL	T300-XM100DK-3/4	★	★	★				★	★	★				★	★	★				★	★	★				★	★	★				20.0	26.44	140.0	20.0	4	24.5	DIN 5156
		3.032																																			*.787*	*1.041*	*5.512*	*.787*		*.965*	
G 7/8-14	14.00	85.00	22.00 x 18.00	C	NORMAL	T300-XM100DK-7/8	★		★				★		★				★		★				★		★				★		★				22.0	30.20	150.0	20.0	4	28.3	DIN 5156
		3.346																																			*.866*	*1.189*	*5.906*	*.787*		*1.112*	
G 1"-11	11.00	93.00	25.00 x 20.00	C	NORMAL	T300-XM100DK-1	★	★	★				★	★	★				★	★	★				★	★	★				★	★	★				25.0	33.25	160.0	22.0	4	30.8	DIN 5156
		3.661																																			*.984*	*1.309*	*6.299*	*.866*		*1.211*	
G 1.1/8-11	11.00	101.00	28.00 x 22.00	C	NORMAL	T300-XM100DK-1.1/8			★					★							★						★						★				28.0	37.90	170.0	22.0	4	35.0	DIN 5156
		3.976																																			*1.102*	*1.492*	*6.693*	*.866*		*1.378*	
G 1.1/4-11	11.00	72.00	32.00 x 24.00	C	NORMAL	T300-XM100DK-1.1/4	★	★	★				★	★	★				★	★	★				★	★	★				★	★	★				32.0	41.91	170.0	22.0	4	39.5	DIN 5156
		2.835																																			*1.260*	*1.650*	*6.693*	*.866*		*1.555*	
G 1.1/2-11	11.00	87.00	36.00 x 29.00	C	NORMAL	T300-XM100DK-1.1/2		★	★					★	★					★	★					★	★					★	★				36.0	47.80	190.0	23.0	4	45.0	DIN 5156
		3.425																																			*1.417*	*1.882*	*7.480*	*.906*		*1.772*	

C166 C157 E9 E27 C154

Maschio con scanalature elicoidali CoroTap™ 300

Tipo di filetto: NPT

DIN 2184-1/ANSI

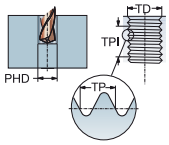

ULDR 1.5
FHA 15°
SUBSTRATE HSS-E

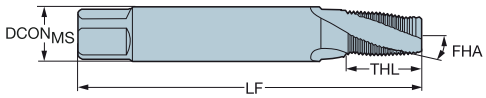

TDZ	TPI	LU	CZC_{MS}	THCHT	TCTR	Codice di ordinazione	P B145	M B145	K B145	N B145	S B145	Dimensioni in mm e pollici $DCON_{MS}$	TD	LF	THL	NOF	PHD	BSG
NPT 1/16-27	27.00	56.00	.313 x .234	C	NORMAL	T300-XM100AL-1/16	★	★	★	★	★	8.0	7.72	80.0	14.0	3	6.3	DIN 2184-1/ANSI
		2.205										*.313*	*.304*	*3.150*	*.551*		*.248*	
NPT 1/8-27	27.00	64.00	.437 x .328	C	NORMAL	T300-XM100AL-1/8	★	★	★	★	★	11.1	10.07	90.0	14.0	4	8.5	DIN 2184-1/ANSI
		2.520										*.437*	*.396*	*3.543*	*.551*		*.335*	
NPT 1/4-18	18.00	59.00	.562 x .421	C	NORMAL	T300-XM100AL-1/4	★	★	★	★	★	14.3	13.37	100.0	20.0	4	11.0	DIN 2184-1/ANSI
		2.323										*.562*	*.526*	*3.937*	*.787*		*.433*	
NPT 3/8-18	18.00	67.00	.700 x .531	C	NORMAL	T300-XM100AL-3/8	★	★	★	★	★	17.8	16.81	110.0	20.0	5	14.5	DIN 2184-1/ANSI
		2.638										*.700*	*.662*	*4.331*	*.787*		*.571*	
NPT 1/2-14	14.00	79.00	.687 x .515	C	NORMAL	T300-XM100AL-1/2	★	★	★	★	★	17.4	20.95	125.0	26.0	5	18.0	DIN 2184-1/ANSI
		3.110										*.687*	*.825*	*4.921*	*1.024*		*.709*	
NPT 3/4-14	14.00	78.00	.906 x .679	C	NORMAL	T300-XM100AL-3/4	★	★	★	★	★	23.0	26.29	140.0	26.0	5	23.0	DIN 2184-1/ANSI
		3.071										*.906*	*1.035*	*5.512*	*1.024*		*.906*	
NPT 1-11.5	11.50	58.00	1.125 x .843	C	NORMAL	T300-XM100AL-1	★	★	★	★	★	28.6	32.91	150.0	31.0	5	29.0	DIN 2184-1/ANSI
		2.283										*1.125*	*1.296*	*5.906*	*1.220*		*1.142*	

Tipo di filetto: NPTF

ULDR 1.5
FHA 15°
SUBSTRATE HSS-E

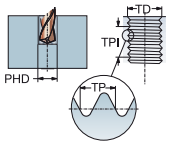

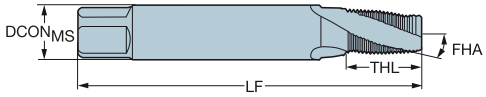

TDZ	TPI	LU	CZC_{MS}	THCHT	TCTR	Codice di ordinazione	P B145	M B145	K B145	N B145	S B145	Dimensioni in mm e pollici $DCON_{MS}$	TD	LF	THL	NOF	PHD	BSG
NPTF 1/16-27	27.00	56.00	.313 x .234	C	NORMAL	T300-XM100AM-1/16	★	★	★	★	★	8.0	7.64	80.0	14.0	3	6.2	DIN 2184-1/ANSI
		2.205										*.313*	*.301*	*3.150*	*.551*		*.244*	
NPTF 1/8-27	27.00	64.00	.437 x .328	C	NORMAL	T300-XM100AM-1/8	★	★	★	★	★	11.1	9.98	90.0	14.0	4	8.4	DIN 2184-1/ANSI
		2.520										*.437*	*.393*	*3.543*	*.551*		*.331*	
NPTF 1/4-18	18.00	59.00	.562 x .421	C	NORMAL	T300-XM100AM-1/4	★	★	★	★	★	14.3	13.31	100.0	20.0	4	10.9	DIN 2184-1/ANSI
		2.323										*.562*	*.524*	*3.937*	*.787*		*.429*	
NPTF 3/8-18	18.00	67.00	.700 x .531	C	NORMAL	T300-XM100AM-3/8	★	★	★	★	★	17.8	16.75	110.0	20.0	5	14.3	DIN 2184-1/ANSI
		2.638										*.700*	*.660*	*4.331*	*.787*		*.561*	
NPTF 1/2-14	14.00	79.00	.687 x .515	C	NORMAL	T300-XM100AM-1/2	★	★	★	★	★	17.4	20.92	125.0	26.0	5	17.8	DIN 2184-1/ANSI
		3.110										*.687*	*.824*	*4.921*	*1.024*		*.699*	
NPTF 3/4-14	14.00	78.00	.906 x .679	C	NORMAL	T300-XM100AM-3/4	★	★	★	★	★	23.0	26.27	140.0	26.0	5	23.0	DIN 2184-1/ANSI
		3.071										*.906*	*1.034*	*5.512*	*1.024*		*.906*	

C166 C157 E9 E27 C154

CoroTap™ 400

Applicazioni

- Adatti a fori sia passanti sia ciechi
- Disponibili con varie forme dei filetti e standard
- Profondità fino a 3.5 volte il diametro

V C

Campi di applicazioni ISO:

P M N S

Vantaggi e caratteristiche

- Smusso C (2-3 filetti) e smusso E (1.5-2 filetti). Lo smusso E è principalmente utilizzato nei fori ciechi con limitazioni di spazio
- Maschi in acciaio super rapido con cobalto per una maggiore resistenza all'usura
- Maschi di acciaio sinterizzato ad alta velocità per maggiore robustezza, resistenza all'usura e durata utensile

- Maschi che formano il filetto senza tagliare
- Una soluzione senza asportazione di truciolo
- Non tutti i materiali sono adatti: è richiesta una determinata duttilità. Il limite di resistenza alla trazione è di 1200 N/mm2.
- Sia per fori ciechi sia per fori passanti
- Disponibili con e senza canalini di lubrificazione

www.sandvik.coromant.com/corotap400

CoroChuck™ 970, vedere il catalogo degli utensili rotanti.

ITA

Maschio a rullare CoroTap™ 400

Tipo di filetto: metrico

DIN 2174

ULDR 3.0
SUBSTRATE HSS-E

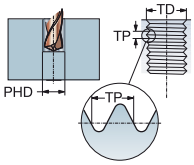

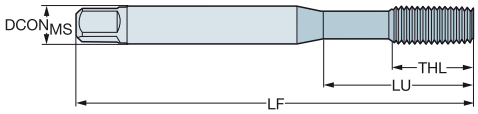

P N

Dimensioni in mm e pollici

TDZ	TP	LU	CZC$_{MS}$	THCHT	TCTR	Codice di ordinazione	DCON$_{MS}$	TD	LF	THL	NOF	BSG
M 1	0.25	20.00	2.50 x 2.10	C	5HX	E301M1	2.5	1.00	40.0	5.5	3	DIN 2174
		.787					*.098*	*.039*	*1.575*	*.217*		
M 1.2	0.25	20.00	2.50 x 2.10	C	5HX	E301M1.2	2.5	1.20	40.0	5.5	3	DIN 2174
		.787					*.098*	*.047*	*1.575*	*.217*		
M 1.4	0.30	20.00	2.50 x 2.10	C	5HX	E301M1.4	2.5	1.40	40.0	7.0	3	DIN 2174
		.787					*.098*	*.055*	*1.575*	*.276*		
M 1.6	0.35	20.00	2.50 x 2.10	C	6HX	E301M1.6	2.5	1.60	40.0	8.0	3	DIN 2174
		.787					*.098*	*.063*	*1.575*	*.315*		
M 1.7	0.35	20.00	2.50 x 2.10	C	6HX	E301M1.7	2.5	1.70	40.0	8.0	3	DIN 2174
		.787					*.098*	*.067*	*1.575*	*.315*		
M 1.8	0.35	20.00	2.50 x 2.10	C	6HX	E301M1.8	2.5	1.80	40.0	8.0	3	DIN 2174
		.787					*.098*	*.071*	*1.575*	*.315*		
M 2	0.40	11.00	2.80 x 2.10	C	6HX	E301M2	2.8	2.00	45.0	6.0	3	DIN 2174
		.433					*.110*	*.079*	*1.772*	*.236*		
M 2.2	0.45	12.00	2.80 x 2.10	C	6HX	E301M2.2	2.8	2.20	45.0	7.0	3	DIN 2174
		.472					*.110*	*.087*	*1.772*	*.276*		
M 2.3	0.40	12.00	2.80 x 2.10	C	6HX	E301M2.3	2.8	2.30	45.0	7.0	3	DIN 2174
		.472					*.110*	*.091*	*1.772*	*.276*		
M 2.5	0.45	14.00	2.80 x 2.10	C	6HX	E301M2.5	2.8	2.50	50.0	8.0	3	DIN 2174
		.551					*.110*	*.098*	*1.969*	*.315*		
M 2.6	0.45	14.00	2.80 x 2.10	C	6HX	E301M2.6	2.8	2.60	50.0	8.0	3	DIN 2174
		.551					*.110*	*.102*	*1.969*	*.315*		
M 3	0.50	18.00	3.50 x 2.70	C	6HX	E301M3	3.5	3.00	56.0	9.0	4	DIN 2174
		.709					*.138*	*.118*	*2.205*	*.354*		
M 3.5	0.60	20.00	4.00 x 3.00	C	6HX	E301M3.5	4.0	3.50	56.0	11.0	4	DIN 2174
		.787					*.157*	*.138*	*2.205*	*.433*		
M 4	0.70	21.00	4.50 x 3.40	C	6HX	E301M4	4.5	4.00	63.0	12.0	5	DIN 2174
		.827					*.177*	*.157*	*2.480*	*.472*		
M 5	0.80	25.00	6.00 x 4.90	C	6HX	E301M5	6.0	5.00	70.0	13.0	5	DIN 2174
		.984					*.236*	*.197*	*2.756*	*.512*		
M 6	1.00	30.00	6.00 x 4.90	C	6HX	E301M6	6.0	6.00	80.0	15.0	5	DIN 2174
		1.181					*.236*	*.236*	*3.150*	*.591*		
M 8	1.25	35.00	8.00 x 6.20	C	6HX	E301M8	8.0	8.00	90.0	18.0	5	DIN 2174
		1.378					*.315*	*.315*	*3.543*	*.709*		
M 10	1.50	39.00	10.00 x 8.00	C	6HX	E301M10	10.0	10.00	100.0	20.0	5	DIN 2174
		1.535					*.394*	*.394*	*3.937*	*.787*		
M 12	1.75	83.00	9.00 x 7.00	C	6HX	E301M12	9.0	12.00	110.0	23.0	5	DIN 2174
		3.268					*.354*	*.472*	*4.331*	*.906*		
M 16	2.00	68.00	12.00 x 9.00	C	6HX	E301M16	12.0	16.00	110.0	25.0	6	DIN 2174
		2.677					*.472*	*.630*	*4.331*	*.984*		
M 20	2.50	70.00	16.00 x 12.00	C	6HX	E301M20	16.0	20.00	140.0	30.0	7	DIN 2174
		2.756					*.630*	*.787*	*5.512*	*1.181*		
M 24	3.00	80.00	18.00 x 14.50	C	6HX	E301M24	18.0	24.00	160.0	36.0	8	DIN 2174
		3.150					*.709*	*.945*	*6.299*	*1.417*		

C170 C157 E9 C154

Maschio a rullare CoroTap™ 400

Tipo di filetto: metrico

DIN 2174

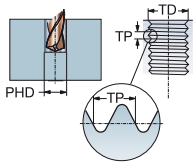

ULDR 3.0
SUBSTRATE HSS-E
COATING PVD TIN

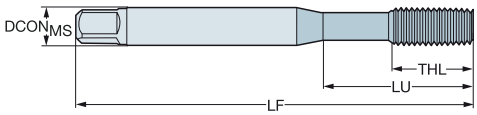

P M N S

							Dimensioni in mm e pollici					
TDZ	TP	LU	CZC_{MS}	THCHT	TCTR	**Codice di ordinazione**	$DCON_{MS}$	TD	LF	THL	NOF	BSG
M 1	0.25	20.00	2.50 x 2.10	C	5HX	**E302M1**	2.5	1.00	40.0	5.5	3	DIN 2174
		.787					*.098*	*.039*	*1.575*	*.217*		
M 1.2	0.25	20.00	2.50 x 2.10	C	5HX	**E302M1.2**	2.5	1.20	40.0	5.5	3	DIN 2174
		.787					*.098*	*.047*	*1.575*	*.217*		
M 1.4	0.30	20.00	2.50 x 2.10	C	5HX	**E302M1.4**	2.5	1.40	40.0	7.0	3	DIN 2174
		.787					*.098*	*.055*	*1.575*	*.276*		
M 1.6	0.35	20.00	2.50 x 2.10	C	6HX	**E302M1.6**	2.5	1.60	40.0	8.0	3	DIN 2174
		.787					*.098*	*.063*	*1.575*	*.315*		
M 1.7	0.35	20.00	2.50 x 2.10	C	6HX	**E302M1.7**	2.5	1.70	40.0	8.0	3	DIN 2174
		.787					*.098*	*.067*	*1.575*	*.315*		
M 1.8	0.35	20.00	2.50 x 2.10	C	6HX	**E302M1.8**	2.5	1.80	40.0	8.0	3	DIN 2174
		.787					*.098*	*.071*	*1.575*	*.315*		
M 2	0.40	11.00	2.80 x 2.10	C	6HX	**E302M2**	2.8	2.00	45.0	6.0	3	DIN 2174
		.433					*.110*	*.079*	*1.772*	*.236*		
M 2.2	0.45	12.00	2.80 x 2.10	C	6HX	**E302M2.2**	2.8	2.20	45.0	7.0	3	DIN 2174
		.472					*.110*	*.087*	*1.772*	*.276*		
M 2.3	0.40	12.00	2.80 x 2.10	C	6HX	**E302M2.3**	2.8	2.30	45.0	7.0	3	DIN 2174
		.472					*.110*	*.091*	*1.772*	*.276*		
M 2.5	0.45	14.00	2.80 x 2.10	C	6HX	**E302M2.5**	2.8	2.50	50.0	8.0	3	DIN 2174
		.551					*.110*	*.098*	*1.969*	*.315*		
M 2.6	0.45	14.00	2.80 x 2.10	C	6HX	**E302M2.6**	2.8	2.60	50.0	8.0	3	DIN 2174
		.551					*.110*	*.102*	*1.969*	*.315*		
M 3	0.50	18.00	3.50 x 2.70	C	6HX	**E302M3**	3.5	3.00	56.0	9.0	4	DIN 2174
		.709					*.138*	*.118*	*2.205*	*.354*		
M 3.5	0.60	20.00	4.00 x 3.00	C	6HX	**E302M3.5**	4.0	3.50	56.0	11.0	4	DIN 2174
		.787					*.157*	*.138*	*2.205*	*.433*		
M 4	0.70	21.00	4.50 x 3.40	C	6HX	**E302M4**	4.5	4.00	63.0	12.0	5	DIN 2174
		.827					*.177*	*.157*	*2.480*	*.472*		
M 5	0.80	25.00	6.00 x 4.90	C	6HX	**E302M5**	6.0	5.00	70.0	13.0	5	DIN 2174
		.984					*.236*	*.197*	*2.756*	*.512*		
M 6	1.00	30.00	6.00 x 4.90	C	6HX	**E302M6**	6.0	6.00	80.0	15.0	5	DIN 2174
		1.181					*.236*	*.236*	*3.150*	*.591*		
M 8	1.25	35.00	8.00 x 6.20	C	6HX	**E302M8**	8.0	8.00	90.0	18.0	5	DIN 2174
		1.378					*.315*	*.315*	*3.543*	*.709*		
M 10	1.50	39.00	10.00 x 8.00	C	6HX	**E302M10**	10.0	10.00	100.0	20.0	5	DIN 2174
		1.535					*.394*	*.394*	*3.937*	*.787*		
M 12	1.75	83.00	9.00 x 7.00	C	6HX	**E302M12**	9.0	12.00	110.0	23.0	5	DIN 2174
		3.268					*.354*	*.472*	*4.331*	*.906*		
M 16	2.00	68.00	12.00 x 9.00	C	6HX	**E302M16**	12.0	16.00	110.0	25.0	6	DIN 2174
		2.677					*.472*	*.630*	*4.331*	*.984*		
M 20	2.50	70.00	16.00 x 12.00	C	6HX	**E302M20**	16.0	20.00	140.0	30.0	7	DIN 2174
		2.756					*.630*	*.787*	*5.512*	*1.181*		
M 24	3.00	80.00	18.00 x 14.50	C	6HX	**E302M24**	18.0	24.00	160.0	36.0	8	DIN 2174
		3.150					*.709*	*.945*	*6.299*	*1.417*		

C170 C157 E9 C154

SANDVIK Coromant

Maschio a rullare CoroTap™ 400

Tipo di filetto: metrico

DIN 2174

ULDR 3.0
SUBSTRATE HSS-E
COATING PVD TIN

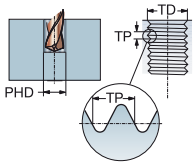

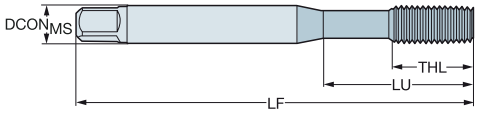

P M N S

Dimensioni in mm e pollici

TDZ	TP	LU	CZC_{MS}	THCHT	TCTR	Codice di ordinazione	$DCON_{MS}$	TD	LF	THL	NOF	BSG
M 3	0.50	18.00	3.50 x 2.70	E	6HX	E305M3	3.5	3.00	56.0	9.0	4	DIN 2174
		.709					*.138*	*.118*	*2.205*	*.354*		
M 4	0.70	21.00	4.50 x 3.40	E	6HX	E305M4	4.5	4.00	63.0	12.0	5	DIN 2174
		.827					*.177*	*.157*	*2.480*	*.472*		
M 5	0.80	25.00	6.00 x 4.90	E	6HX	E305M5	6.0	5.00	70.0	13.0	5	DIN 2174
		.984					*.236*	*.197*	*2.756*	*.512*		
M 6	1.00	30.00	6.00 x 4.90	E	6HX	E305M6	6.0	6.00	80.0	15.0	5	DIN 2174
		1.181					*.236*	*.236*	*3.150*	*.591*		
M 8	1.25	35.00	8.00 x 6.20	E	6HX	E305M8	8.0	8.00	90.0	18.0	5	DIN 2174
		1.378					*.315*	*.315*	*3.543*	*.709*		
M 10	1.50	39.00	10.00 x 8.00	E	6HX	E305M10	10.0	10.00	100.0	20.0	5	DIN 2174
		1.535					*.394*	*.394*	*3.937*	*.787*		
M 3	0.50	18.00	3.50 x 2.70	C	6GX	E309M3	3.5	3.00	56.0	9.0	4	DIN 2174
		.709					*.138*	*.118*	*2.205*	*.354*		
M 3.5	0.60	20.00	4.00 x 3.00	C	6GX	E309M3.5	4.0	3.50	56.0	11.0	4	DIN 2174
		.787					*.157*	*.138*	*2.205*	*.433*		
M 4	0.70	21.00	4.50 x 3.40	C	6GX	E309M4	4.5	4.00	63.0	12.0	5	DIN 2174
		.827					*.177*	*.157*	*2.480*	*.472*		
M 5	0.80	25.00	6.00 x 4.90	C	6GX	E309M5	6.0	5.00	70.0	13.0	5	DIN 2174
		.984					*.236*	*.197*	*2.756*	*.512*		
M 6	1.00	30.00	6.00 x 4.90	C	6GX	E309M6	6.0	6.00	80.0	15.0	5	DIN 2174
		1.181					*.236*	*.236*	*3.150*	*.591*		
M 8	1.25	35.00	8.00 x 6.20	C	6GX	E309M8	8.0	8.00	90.0	18.0	5	DIN 2174
		1.378					*.315*	*.315*	*3.543*	*.709*		
M 10	1.50	39.00	10.00 x 8.00	C	6GX	E309M10	10.0	10.00	100.0	20.0	5	DIN 2174
		1.535					*.394*	*.394*	*3.937*	*.787*		
M 12	1.75	83.00	9.00 x 7.00	C	6GX	E309M12	9.0	12.00	110.0	23.0	5	DIN 2174
		3.268					*.354*	*.472*	*4.331*	*.906*		
M 3	0.50	18.00	3.50 x 2.70	E	6GX	E310M3	3.5	3.00	56.0	9.0	4	DIN 2174
		.709					*.138*	*.118*	*2.205*	*.354*		
M 4	0.70	21.00	4.50 x 3.40	E	6GX	E310M4	4.5	4.00	63.0	12.0	5	DIN 2174
		.827					*.177*	*.157*	*2.480*	*.472*		
M 5	0.80	25.00	6.00 x 4.90	E	6GX	E310M5	6.0	5.00	70.0	13.0	5	DIN 2174
		.984					*.236*	*.197*	*2.756*	*.512*		
M 6	1.00	30.00	6.00 x 4.90	E	6GX	E310M6	6.0	6.00	80.0	15.0	5	DIN 2174
		1.181					*.236*	*.236*	*3.150*	*.591*		
M 8	1.25	35.00	8.00 x 6.20	E	6GX	E310M8	8.0	8.00	90.0	18.0	5	DIN 2174
		1.378					*.315*	*.315*	*3.543*	*.709*		
M 10	1.50	39.00	10.00 x 8.00	E	6GX	E310M10	10.0	10.00	100.0	20.0	5	DIN 2174
		1.535					*.394*	*.394*	*3.937*	*.787*		

C170 C157 E9 C154

Maschio a rullare CoroTap™ 400

Tipo di filetto: metrico

DIN 2174

ULDR 3.0
SUBSTRATE HSS-E
COATING PVD CRN

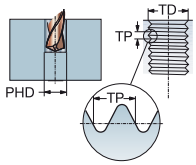

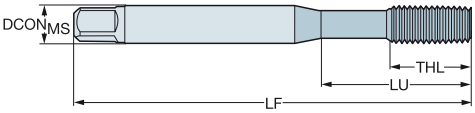

P M N S

Dimensioni in mm e pollici

TDZ	TP	LU	CZC_{MS}	THCHT	TCTR	Codice di ordinazione	$DCON_{MS}$	TD	LF	THL	NOF	BSG
M 3	0.50	18.00	3.50 x 2.70	C	6HX	E306M3	3.5	3.00	56.0	9.0	4	DIN 2174
		.709					*.138*	*.118*	*2.205*	*.354*		
M 4	0.70	21.00	4.50 x 3.40	C	6HX	E306M4	4.5	4.00	63.0	12.0	5	DIN 2174
		.827					*.177*	*.157*	*2.480*	*.472*		
M 5	0.80	25.00	6.00 x 4.90	C	6HX	E306M5	6.0	5.00	70.0	13.0	5	DIN 2174
		.984					*.236*	*.197*	*2.756*	*.512*		
M 6	1.00	30.00	6.00 x 4.90	C	6HX	E306M6	6.0	6.00	80.0	15.0	5	DIN 2174
		1.181					*.236*	*.236*	*3.150*	*.591*		
M 8	1.25	35.00	8.00 x 6.20	C	6HX	E306M8	8.0	8.00	90.0	18.0	5	DIN 2174
		1.378					*.315*	*.315*	*3.543*	*.709*		
M 10	1.50	39.00	10.00 x 8.00	C	6HX	E306M10	10.0	10.00	100.0	20.0	5	DIN 2174
		1.535					*.394*	*.394*	*3.937*	*.787*		
M 12	1.75	83.00	9.00 x 7.00	C	6HX	E306M12	9.0	12.00	110.0	23.0	5	DIN 2174
		3.268					*.354*	*.472*	*4.331*	*.906*		

C170 C157 E9 C154

ITA

Maschio a rullare CoroTap™ 400

Tipo di filetto: metrico

DIN 2174

ULDR 3.5
SUBSTRATE HSS-E
COATING PVD TIN

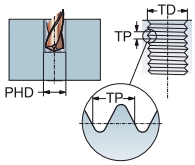

P M N S

TDZ	TP	LU	CZC$_{MS}$	THCHT	TCTR	Codice di ordinazione	DCON$_{MS}$	TD	LF	THL	NOF	BSG
							Dimensioni in mm e pollici					
M 3	0.50	18.00	3.50 x 2.70	C	6HX	E308M3	3.5	3.00	56.0	9.0	4	DIN 2174
		.709					*.138*	*.118*	*2.205*	*.354*		
M 4	0.70	21.00	4.50 x 3.40	C	6HX	E308M4	4.5	4.00	63.0	12.0	5	DIN 2174
		.827					*.177*	*.157*	*2.480*	*.472*		
M 5	0.80	25.00	6.00 x 4.90	C	6HX	E308M5	6.0	5.00	70.0	13.0	5	DIN 2174
		.984					*.236*	*.197*	*2.756*	*.512*		
M 6	1.00	30.00	6.00 x 4.90	C	6HX	E308M6	6.0	6.00	80.0	15.0	5	DIN 2174
		1.181					*.236*	*.236*	*3.150*	*.591*		
M 7	1.00	30.00	7.00 x 5.50	C	6HX	E308M7	7.0	7.00	80.0	15.0	5	DIN 2174
		1.181					*.276*	*.276*	*3.150*	*.591*		
M 8	1.25	35.00	8.00 x 6.20	C	6HX	E308M8	8.0	8.00	90.0	18.0	5	DIN 2174
		1.378					*.315*	*.315*	*3.543*	*.709*		
M 10	1.50	39.00	10.00 x 8.00	C	6HX	E308M10	10.0	10.00	100.0	20.0	5	DIN 2174
		1.535					*.394*	*.394*	*3.937*	*.787*		
M 12	1.75	83.00	9.00 x 7.00	C	6HX	E308M12	9.0	12.00	110.0	23.0	5	DIN 2174
		3.268					*.354*	*.472*	*4.331*	*.906*		
M 14	2.00	81.00	11.00 x 9.00	C	6HX	E308M14	11.0	14.00	110.0	25.0	6	DIN 2174
		3.189					*.433*	*.551*	*4.331*	*.984*		
M 16	2.00	68.00	12.00 x 9.00	C	6HX	E308M16	12.0	16.00	110.0	25.0	6	DIN 2174
		2.677					*.472*	*.630*	*4.331*	*.984*		
M 20	2.50	95.00	16.00 x 12.00	C	6HX	E308M20	16.0	20.00	140.0	30.0	7	DIN 2174
		3.740					*.630*	*.787*	*5.512*	*1.181*		
M 24	3.00	113.00	18.00 x 14.50	C	6HX	E308M24	18.0	24.00	160.0	36.0	8	DIN 2174
		4.449					*.709*	*.945*	*6.299*	*1.417*		

C170 C157 E9 C154

Maschio a rullare CoroTap™ 400

Tipo di filetto: metrico

DIN 2174

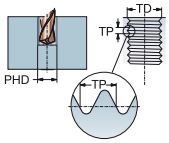

ULDR 3.5
SUBSTRATE HSS-E
COATING PVD TIN

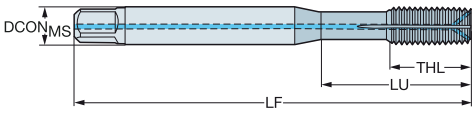

P M N S

									Dimensioni in mm e pollici					
TDZ	TP	LU	CZC_{MS}	THCHT	TCTR	CNSC	CXSC	**Codice di ordinazione**	$DCON_{MS}$	TD	LF	THL	NOF	BSG
M 5	0.80	21.00	6.00 x 4.90	C	6HX	1	2	**E315M5**	6.0	5.00	70.0	13.0	5	DIN 2174
		.827							*.236*	*.197*	*2.756*	*.512*		
M 6	1.00	26.00	6.00 x 4.90	C	6HX	1	2	**E315M6**	6.0	6.00	80.0	15.0	5	DIN 2174
		1.024							*.236*	*.236*	*3.150*	*.591*		
M 8	1.25	30.00	8.00 x 6.20	C	6HX	1	2	**E315M8**	8.0	8.00	90.0	18.0	5	DIN 2174
		1.181							*.315*	*.315*	*3.543*	*.709*		
M 10	1.50	33.00	10.00 x 8.00	C	6HX	1	2	**E315M10**	10.0	10.00	100.0	20.0	5	DIN 2174
		1.299							*.394*	*.394*	*3.937*	*.787*		
M 12	1.75	83.00	9.00 x 7.00	C	6HX	1	2	**E315M12**	9.0	12.00	110.0	23.0	5	DIN 2174
		3.268							*.354*	*.472*	*4.331*	*.906*		

CXSC 2 = uscita refrigerante radiale

C170 C157 E9 E28 C154

SANDVIK Coromant

ITA

Maschio a rullare CoroTap™ 400

Tipo di filetto: metrico

C-DIN 2174, DIN 2174

ULDR 3.0
SUBSTRATE HM
COATING PVD TICN

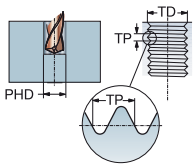

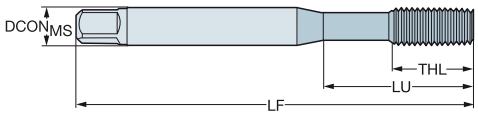

P M N S

TDZ	TP	LU	CZC$_{MS}$	THCHT	TCTR	Codice di ordinazione	DCON$_{MS}$	TD	LF	THL	NOF	BSG
							Dimensioni in mm e pollici					
M 3	0.50	10.00	3.50 x 2.70	C	6HX	**T115M3**	3.5	3.00	56.0	10.0	4	C-DIN 2174
		.394					*.138*	*.118*	*2.205*	*.394*		
M 4	0.70	13.00	4.50 x 3.40	C	6HX	**T115M4**	4.5	4.00	63.0	13.0	5	C-DIN 2174
		.512					*.177*	*.157*	*2.480*	*.512*		
M 5	0.80	16.00	6.00 x 4.90	C	6HX	**T115M5**	6.0	5.00	70.0	16.0	5	C-DIN 2174
		.630					*.236*	*.197*	*2.756*	*.630*		
M 6	1.00	30.00	6.00 x 4.90	C	6HX	**T115M6**	6.0	6.00	80.0	19.0	5	DIN 2174
		1.181					*.236*	*.236*	*3.150*	*.748*		
M 8	1.25	35.00	8.00 x 6.20	C	6HX	**T115M8**	8.0	8.00	90.0	22.0	5	DIN 2174
		1.378					*.315*	*.315*	*3.543*	*.866*		
M 10	1.50	39.00	10.00 x 8.00	C	6HX	**T115M10**	10.0	10.00	100.0	24.0	5	DIN 2174
		1.535					*.394*	*.394*	*3.937*	*.945*		

C170 C157 E9 C154

Maschio a rullare CoroTap™ 400

Tipo di filetto: metrico

C-DIN 2174, DIN 2174

ULDR 3.0
SUBSTRATE HM
COATING PVD TICN

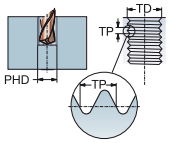

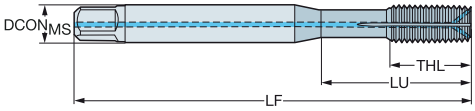

P M N S

									Dimensioni in mm e pollici					
TDZ	TP	LU	CZC_{MS}	THCHT	TCTR	CNSC	CXSC	**Codice di ordinazione**	$DCON_{MS}$	TD	LF	THL	NOF	BSG
M 5	0.80	16.00	6.00 x 4.90	C	6HX	1	1	**T116M5**	6.0	5.00	70.0	16.0	5	C-DIN 2174
		.630							*.236*	*.197*	*2.756*	*.630*		
M 6	1.00	30.00	6.00 x 4.90	C	6HX	1	1	**T116M6**	6.0	6.00	80.0	19.0	5	DIN 2174
		1.181							*.236*	*.236*	*3.150*	*.748*		
M 8	1.25	35.00	8.00 x 6.20	C	6HX	1	1	**T116M8**	8.0	8.00	90.0	22.0	5	DIN 2174
		1.378							*.315*	*.315*	*3.543*	*.866*		
M 10	1.50	39.00	10.00 x 8.00	C	6HX	1	1	**T116M10**	10.0	10.00	100.0	24.0	5	DIN 2174
		1.535							*.394*	*.394*	*3.937*	*.945*		
M 12	1.75	83.00	9.00 x 7.00	C	6HX	1	1	**T116M12**	9.0	12.00	110.0	23.0	5	DIN 2174
		3.268							*.354*	*.472*	*4.331*	*.906*		

CXSC 1 = uscita refrigerante assiale concentrica

C170 C157 E9 E28 C154

SANDVIK Coromant

ITA

Maschio a rullare CoroTap™ 400

Tipo di filetto: metrico

DIN/ANSI

ULDR 3.0
SUBSTRATE HSS-PM
COATING PVD TIN

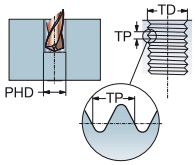

P M N S

Dimensioni in mm e pollici

TDZ	TP	LU	CZC_{MS}	THCHT	TCTR	Codice di ordinazione	$DCON_{MS}$	TD	LF	THL	NOF	BSG
M 3	0.50	18.81	.141 x .110	C	6H	E890M3	3.6	3.00	56.0	18.8	4	DIN/ANSI
		.740					*.141*	*.118*	*2.205*	*.740*		
M 4	0.70	16.58	.168 x .131	C	6H	E890M4	4.3	4.00	63.0	16.5	4	DIN/ANSI
		.653					*.168*	*.157*	*2.480*	*.650*		
M 5	0.80	21.42	.194 x .152	C	6H	E890M5	4.9	5.00	70.0	19.3	4	DIN/ANSI
		.843					*.194*	*.197*	*2.756*	*.760*		
M 6	1.00	25.59	.255 x .191	C	6H	E890M6	6.5	6.00	80.0	15.0	4	DIN/ANSI
		1.007					*.255*	*.236*	*3.150*	*.591*		
M 8	1.25	30.20	.318 x .238	C	6H	E890M8	8.1	8.00	90.0	18.0	5	DIN/ANSI
		1.189					*.318*	*.315*	*3.543*	*.709*		
M 10	1.50	32.80	.381 x .286	C	6H	E890M10	9.7	10.00	100.0	20.0	6	DIN/ANSI
		1.292					*.381*	*.394*	*3.937*	*.787*		
M 12	1.75	87.00	.367 x .275	C	6H	E890M12	9.3	12.00	110.0	23.0	6	DIN/ANSI
		3.425					*.367*	*.472*	*4.331*	*.906*		
M 16	2.00	72.00	.480 x .360	C	6H	E890M16	12.2	16.00	110.0	23.0	8	DIN/ANSI
		2.835					*.480*	*.630*	*4.331*	*.906*		
M 18	2.50	87.00	.542 x .406	C	6H	E890M18	13.8	18.00	125.0	30.0	8	DIN/ANSI
		3.425					*.542*	*.709*	*4.921*	*1.181*		
M 20	2.50	102.00	.652 x .489	C	6H	E890M20	16.6	20.00	140.0	36.0	8	DIN/ANSI
		4.016					*.652*	*.787*	*5.512*	*1.417*		

C170 C157 E9 C154

Maschio a rullare CoroTap™ 400

Tipo di filetto: metrico a passo fine

DIN 2174

ULDR 3.0
SUBSTRATE HSS-E
COATING PVD TIN

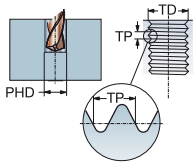

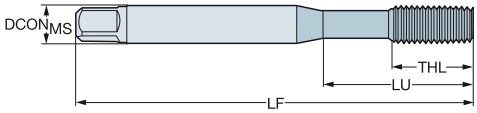

P M N S

Dimensioni in mm e pollici

TDZ	TP	LU	CZC_{MS}	THCHT	TCTR	Codice di ordinazione	$DCON_{MS}$	TD	LF	THL	NOF	BSG
MF 5x0.5	0.50	25.00	6.00 x 4.90	C	6HX	E317M5X0.5	6.0	5.00	70.0	13.0	5	DIN 2174
		.984					*.236*	*.197*	*2.756*	*.512*		
MF 6x0.75	0.75	30.00	6.00 x 4.90	C	6HX	E317M6X0.75	6.0	6.00	80.0	15.0	5	DIN 2174
		1.181					*.236*	*.236*	*3.150*	*.591*		
MF 7x0.75	0.75	30.00	7.00 x 5.50	C	6HX	E317M7X0.75	7.0	7.00	80.0	15.0	5	DIN 2174
		1.181					*.276*	*.276*	*3.150*	*.591*		
MF 8x0.75	0.75	57.00	6.00 x 4.90	C	6HX	E317M8X.75	6.0	8.00	80.0	18.0	5	DIN 2174
		2.244					*.236*	*.315*	*3.150*	*.709*		
MF 8x1	1.00	67.00	6.00 x 4.90	C	6HX	E317M8X1	6.0	8.00	90.0	18.0	5	DIN 2174
		2.638					*.236*	*.315*	*3.543*	*.709*		
MF 10x1	1.00	75.00	7.00 x 5.50	C	6HX	E317M10X1	7.0	10.00	100.0	20.0	5	DIN 2174
		2.953					*.276*	*.394*	*3.937*	*.787*		
MF 10x1.25	1.25	75.00	7.00 x 5.50	C	6HX	E317M10X1.25	7.0	10.00	100.0	20.0	5	DIN 2174
		2.953					*.276*	*.394*	*3.937*	*.787*		
MF 12x1	1.00	73.00	9.00 x 7.00	C	6HX	E317M12X1	9.0	12.00	100.0	23.0	5	DIN 2174
		2.874					*.354*	*.472*	*3.937*	*.906*		
MF 12x1.25	1.25	73.00	9.00 x 7.00	C	6HX	E317M12X1.25	9.0	12.00	100.0	23.0	5	DIN 2174
		2.874					*.354*	*.472*	*3.937*	*.906*		
MF 12x1.5	1.50	73.00	9.00 x 7.00	C	6HX	E317M12X1.5	9.0	12.00	100.0	23.0	5	DIN 2174
		2.874					*.354*	*.472*	*3.937*	*.906*		
MF 14x1	1.00	71.00	11.00 x 9.00	C	6HX	E317M14X1	11.0	14.00	100.0	21.0	6	DIN 2174
		2.795					*.433*	*.551*	*3.937*	*.827*		
MF 14x1.25	1.25	71.00	11.00 x 9.00	C	6HX	E317M14X1.25	11.0	14.00	100.0	21.0	6	DIN 2174
		2.795					*.433*	*.551*	*3.937*	*.827*		
MF 14x1.5	1.50	71.00	11.00 x 9.00	C	6HX	E317M14X1.5	11.0	14.00	100.0	21.0	6	DIN 2174
		2.795					*.433*	*.551*	*3.937*	*.827*		
MF 16x1.5	1.50	58.00	12.00 x 9.00	C	6HX	E317M16X1.5	12.0	16.00	100.0	21.0	6	DIN 2174
		2.283					*.472*	*.630*	*3.937*	*.827*		

C170 C157 E9 C154

SANDVIK Coromant

ITA

Maschio a rullare CoroTap™ 400

Tipo di filetto: metrico a passo fine

DIN/ANSI

ULDR 3.0
SUBSTRATE HSS-PM
COATING PVD TIN

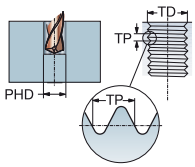

P M N S

TDZ	TP	LU	CZC$_{MS}$	THCHT	TCTR	Codice di ordinazione	Dimensioni in mm e pollici DCON$_{MS}$	TD	LF	THL	NOF	BSG
MF 10x1.25	1.25	36.61	.381 x .286	C	6H	**E891M10X1.25**	9.7	10.00	100.0	20.0	6	DIN/ANSI
		1.442					*.381*	*.394*	*3.937*	*.787*		
MF 12x1.5	1.50	87.00	.367 x .275	C	6H	**E891M12X1.5**	9.3	12.00	110.0	23.0	6	DIN/ANSI
		3.425					*.367*	*.472*	*4.331*	*.906*		

C170 C157 E9 C154

Maschio a rullare CoroTap™ 400

Tipo di filetto: UNC

DIN/ANSI

ULDR 3.0
SUBSTRATE HSS-PM
COATING PVD TIN

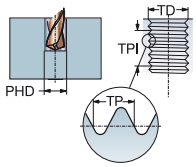

P M N S

Dimensioni in mm e pollici

TDZ	TPI	LU	CZC_{MS}	THCHT	TCTR	Codice di ordinazione	$DCON_{MS}$	TD	LF	THL	NOF	BSG
UNC #4-40	40.00	15.47	.141 x .110	C	2B	E8924-40	3.6	2.84	56.0	11.0	3	DIN/ANSI
		.609					*.141*	*.112*	*2.205*	*.433*		
UNC #6-32	32.00	15.08	.141 x .110	C	2B	E8926-32	3.6	3.51	56.0	13.0	3	DIN/ANSI
		.594					*.141*	*.138*	*2.205*	*.510*		
UNC #8-32	32.00	16.58	.168 x .131	C	2B	E8928-32	4.3	4.17	63.0	16.5	4	DIN/ANSI
		.653					*.168*	*.164*	*2.480*	*.650*		
UNC #10-24	24.00	21.42	.194 x .152	C	2B	E89210-24	4.9	4.83	70.0	19.3	4	DIN/ANSI
		.843					*.194*	*.190*	*2.756*	*.760*		
UNC #12-24	24.00	25.55	.220 x .165	C	2B	E89212-24	5.6	5.49	80.0	15.0	4	DIN/ANSI
		1.006					*.220*	*.216*	*3.150*	*.591*		
UNC 1/4-20	20.00	25.59	.255 x .191	C	2B	E8921/4	6.5	6.35	80.0	15.0	4	DIN/ANSI
		1.007					*.255*	*.250*	*3.150*	*.591*		
UNC 5/16-18	18.00	30.20	.318 x .238	C	2B	E8925/16	8.1	7.94	90.0	18.0	5	DIN/ANSI
		1.189					*.318*	*.313*	*3.543*	*.709*		
UNC 3/8-16	16.00	32.80	.381 x .286	C	2B	E8923/8	9.7	9.53	100.0	20.0	6	DIN/ANSI
		1.292					*.381*	*.375*	*3.937*	*.787*		
UNC 7/16-14	14.00	72.60	.323 x .242	C	2B	E8927/16	8.2	11.11	100.0	20.0	6	DIN/ANSI
		2.858					*.323*	*.438*	*3.937*	*.787*		
UNC 1/2-13	13.00	81.80	.367 x .275	C	2B	E8921/2	9.3	12.70	110.0	23.0	6	DIN/ANSI
		3.220					*.367*	*.500*	*4.331*	*.906*		
UNC 5/8-11	11.00	65.80	.480 x .360	C	2B	E8925/8	12.2	15.88	110.0	23.0	8	DIN/ANSI
		2.591					*.480*	*.625*	*4.331*	*.906*		
UNC 3/4-10	10.00	77.50	.590 x .442	C	2B	E8923/4	15.0	19.05	125.0	30.0	8	DIN/ANSI
		3.051					*.590*	*.750*	*4.921*	*1.181*		
UNC 7/8-9	9.00	90.90	.697 x .523	C	2B	E8927/8-9	17.7	22.23	140.0	34.0	8	DIN/ANSI
		3.579					*.697*	*.875*	*5.512*	*1.339*		
UNC 1"-8	8.00	95.40	.800 x .600	C	2B	E8921	20.3	25.40	160.0	38.0	8	DIN/ANSI
		3.756					*.800*	*1.000*	*6.299*	*1.496*		

C170 C157 E9 C154

SANDVIK Coromant

ITA

Maschio a rullare CoroTap™ 400

Tipo di filetto: UNF

DIN/ANSI

ULDR 3.0
SUBSTRATE HSS-PM
COATING PVD TIN

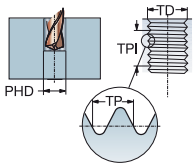

P M N S

TDZ	TPI	LU	CZC$_{MS}$	THCHT	TCTR	Codice di ordinazione	DCON$_{MS}$	TD	LF	THL	NOF	BSG
							Dimensioni in mm e pollici					
UNF #10-32	32.00	21.42	.194 x .152	C	2B	**E89310-32**	4.9	4.83	70.0	19.3	4	DIN/ANSI
		.843					*.194*	*.190*	*2.756*	*.760*		
UNF 1/4-28	28.00	25.59	.255 x .191	C	2B	**E8931/4**	6.5	6.35	80.0	15.0	4	DIN/ANSI
		1.007					*.255*	*.250*	*3.150*	*.591*		
UNF 5/16-24	24.00	30.20	.318 x .238	C	2B	**E8935/16**	8.1	7.94	90.0	18.0	5	DIN/ANSI
		1.189					*.318*	*.313*	*3.543*	*.709*		
UNF 3/8-24	24.00	32.80	.381 x .286	C	2B	**E8933/8**	9.7	9.53	100.0	20.0	6	DIN/ANSI
		1.292					*.381*	*.375*	*3.937*	*.787*		
UNF 7/16-20	20.00	72.60	.323 x .242	C	2B	**E8937/16**	8.2	11.11	100.0	20.0	6	DIN/ANSI
		2.858					*.323*	*.438*	*3.937*	*.787*		
UNF 1/2-20	20.00	81.80	.367 x .275	C	2B	**E8931/2**	9.3	12.70	110.0	23.0	6	DIN/ANSI
		3.220					*.367*	*.500*	*4.331*	*.906*		
UNF 5/8-18	18.00	65.80	.480 x .360	C	2B	**E8935/8**	12.2	15.88	110.0	23.0	8	DIN/ANSI
		2.591					*.480*	*.625*	*4.331*	*.906*		
UNF 3/4-16	16.00	77.50	.590 x .442	C	2B	**E8933/4**	15.0	19.05	125.0	30.0	8	DIN/ANSI
		3.051					*.590*	*.750*	*4.921*	*1.181*		
UNF 1"-12	12.00	95.40	.800 x .600	C	2B	**E8931**	20.3	25.40	160.0	36.0	8	DIN/ANSI
		3.756					*.800*	*1.000*	*6.299*	*1.417*		

C170 C157 E9 C154

Maschio a rullare CoroTap™ 400

Tipo di filetto: EGM

DIN 40435

ULDR 3.0
SUBSTRATE HSS-E
COATING PVD TIN

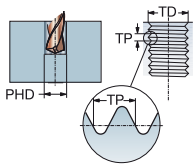

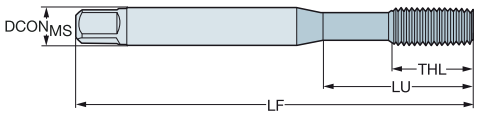

P M N S

							Dimensioni in mm e pollici					
TDZ	TP	LU	CZC_{MS}	THCHT	TCTR	**Codice di ordinazione**	$DCON_{MS}$	TD	LF	THL	NOF	BSG
EGM 3	0.50	21.00	4.50 x 3.40	C	6HMOD	**E323M3**	4.5	3.65	63.0	12.0	4	DIN 40435
		.827					*.177*	*.144*	*2.480*	*.472*		
EGM 4	0.70	25.00	6.00 x 4.90	C	6HMOD	**E323M4**	6.0	4.91	70.0	13.0	4	DIN 40435
		.984					*.236*	*.193*	*2.756*	*.512*		
EGM 5	0.80	30.00	6.00 x 4.90	C	6HMOD	**E323M5**	6.0	6.04	80.0	15.0	4	DIN 40435
		1.181					*.236*	*.238*	*3.150*	*.591*		
EGM 6	1.00	35.00	8.00 x 6.20	C	6HMOD	**E323M6**	8.0	7.30	90.0	18.0	5	DIN 40435
		1.378					*.315*	*.287*	*3.543*	*.709*		
EGM 8	1.25	39.00	10.00 x 8.00	C	6HMOD	**E323M8**	10.0	9.62	100.0	20.0	5	DIN 40435
		1.535					*.394*	*.379*	*3.937*	*.787*		
EGM 10	1.50	73.00	9.00 x 7.00	C	6HMOD	**E323M10**	9.0	11.95	100.0	21.0	5	DIN 40435
		2.874					*.354*	*.470*	*3.937*	*.827*		
EGM 12	1.75	81.00	11.00 x 9.00	C	6HMOD	**E323M12**	11.0	14.27	110.0	25.0	6	DIN 40435
		3.189					*.433*	*.562*	*4.331*	*.984*		

C170 C157 E9 C154

CoroTap™ 100

O C

Applicazioni

- Maschi ottimizzati per materiali specifici
- Fori sia passanti sia ciechi
- Profondità fino a 2.5 volte il diametro
- Tolleranze ISO K: 6H, 6HX, 2B, 2BX, 3B
- Tolleranze ISO N: 6H
- Tolleranze ISO H: 6H, 6HX

Vantaggi e caratteristiche

- Tre fori per il refrigerante per ottimizzare la robustezza
- Cinque scanalature per ridurre il carico sui taglienti e l'usura
- Qualità esclusiva con durezza maggiore per ridurre l'usura sul rivestimento ed il substrato
- Per materiali ISO N: maschi con filetti interrotti per ridurre il momento torcente

- Maschi con scanalature dritte
- Primariamente utilizzati per materiali a truciolo corto, come la ghisa
- Adatti sia per fori ciechi che passanti
- Scanalature usate principalmente per fluido da taglio, ma con passaggio interno, l'evacuazione del truciolo è anche possibile

www.sandvik.coromant.com/corotap100

CoroChuck™ 970, vedere il catalogo degli utensili rotanti.

Maschio con scanalature diritte CoroTap™ 100

Tipo di filetto: metrico

C-DIN 371, DIN 371, DIN 376

ULDR 2.5
SUBSTRATE HM
COATING PVD TIALN

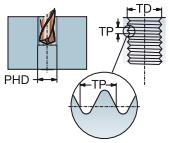

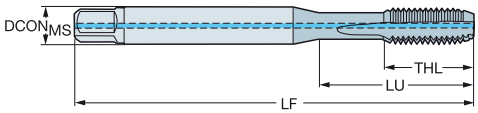

K

									Dimensioni in mm e pollici					
TDZ	TP	LU	CZC_{MS}	THCHT	TCTR	CNSC	CXSC	**Codice di ordinazione**	$DCON_{MS}$	TD	LF	THL	NOF	BSG
M 5	0.80	47.00	6.00 x 4.90	C	6HX	1	1	**T101M5**	6.0	5.00	70.0	16.0	4	C-DIN 371
		1.850							*.236*	*.197*	*2.756*	*.630*		
M 6	1.00	30.00	6.00 x 4.90	C	6HX	1	1	**T101M6**	6.0	6.00	80.0	19.0	4	DIN 371
		1.181							*.236*	*.236*	*3.150*	*.748*		
M 8	1.25	35.00	8.00 x 6.20	C	6HX	1	1	**T101M8**	8.0	8.00	90.0	22.0	4	DIN 371
		1.378							*.315*	*.315*	*3.543*	*.866*		
M 10	1.50	39.00	10.00 x 8.00	C	6HX	1	1	**T101M10**	10.0	10.00	100.0	24.0	4	DIN 371
		1.535							*.394*	*.394*	*3.937*	*.945*		
M 12	1.75	83.00	9.00 x 7.00	C	6HX	1	1	**T101M12**	9.0	12.00	110.0	23.0	4	DIN 376
		3.268							*.354*	*.472*	*4.331*	*.906*		
M 16	2.00	68.00	12.00 x 9.00	C	6HX	1	1	**T101M16**	12.0	16.00	110.0	25.0	4	DIN 376
		2.677							*.472*	*.630*	*4.331*	*.984*		

CXSC 1 = uscita refrigerante assiale concentrica

C172 C157 E9 E28 C154

SANDVIK Coromant

Maschio con scanalature diritte CoroTap™ 100

Tipo di filetto: metrico

C-DIN 371

ULDR 2.0
SUBSTRATE HM
COATING PVD TIALN

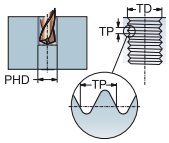

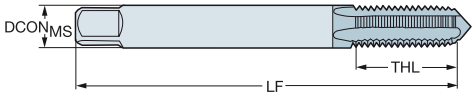

H

Dimensioni in mm e pollici

TDZ	TP	LU	CZC_{MS}	THCHT	TCTR	CNSC	CXSC	Codice di ordinazione	$DCON_{MS}$	TD	LF	THL	NOF	BSG
M 3	0.50	10.00	3.50 x 2.70	C	6H	0	0	T100M3	3.5	3.00	56.0	10.0	3	C-DIN 371
		.394							*.138*	*.118*	*2.205*	*.394*		
M 4	0.70	13.00	4.50 x 3.40	C	6H	0	0	T100M4	4.5	4.00	63.0	13.0	3	C-DIN 371
		.512							*.177*	*.157*	*2.480*	*.512*		
M 5	0.80	16.00	6.00 x 4.90	C	6H	0	0	T100M5	6.0	5.00	70.0	16.0	3	C-DIN 371
		.630							*.236*	*.197*	*2.756*	*.630*		
M 6	1.00	20.00	6.00 x 4.90	C	6H	0	0	T100M6	6.0	6.00	80.0	20.0	3	C-DIN 371
		.787							*.236*	*.236*	*3.150*	*.787*		
M 8	1.25	25.00	8.00 x 6.20	C	6H	0	0	T100M8	8.0	8.00	90.0	25.0	3	C-DIN 371
		.984							*.315*	*.315*	*3.543*	*.984*		
M 10	1.50	30.00	10.00 x 8.00	C	6H	0	0	T100M10	10.0	10.00	100.0	30.0	3	C-DIN 371
		1.181							*.394*	*.394*	*3.937*	*1.181*		
M 12	1.75	36.00	12.00 x 9.00	C	6H	0	0	T100M12	12.0	12.00	110.0	36.0	3	C-DIN 371
		1.417							*.472*	*.472*	*4.331*	*1.417*		
M 3	0.50	8.00	3.50 x 2.70	C	6HX	0	0	T110M3	3.5	3.00	56.0	8.0	4	C-DIN 371
		.315							*.138*	*.118*	*2.205*	*.315*		
M 4	0.70	11.00	4.50 x 3.40	C	6HX	0	0	T110M4	4.5	4.00	63.0	11.0	5	C-DIN 371
		.433							*.177*	*.157*	*2.480*	*.433*		
M 5	0.80	13.50	6.00 x 4.90	C	6HX	0	0	T110M5	6.0	5.00	70.0	13.5	5	C-DIN 371
		.531							*.236*	*.197*	*2.756*	*.531*		
M 6	1.00	16.50	6.00 x 4.90	C	6HX	0	0	T110M6	6.0	6.00	80.0	16.5	5	C-DIN 371
		.650							*.236*	*.236*	*3.150*	*.650*		
M 8	1.25	21.50	8.00 x 6.20	C	6HX	0	0	T110M8	8.0	8.00	90.0	21.5	5	C-DIN 371
		.846							*.315*	*.315*	*3.543*	*.846*		
M 10	1.50	27.00	10.00 x 8.00	C	6HX	0	0	T110M10	10.0	10.00	100.0	27.0	5	C-DIN 371
		1.063							*.394*	*.394*	*3.937*	*1.063*		
M 12	1.75	32.00	12.00 x 9.00	C	6HX	0	0	T110M12	12.0	12.00	110.0	32.0	6	C-DIN 371
		1.260							*.472*	*.472*	*4.331*	*1.260*		

C172 C157 E9 E28 C154

Maschio con scanalature diritte CoroTap™ 100

Tipo di filetto: metrico

DIN 371, DIN 376

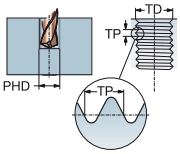

ULDR	2.5
SUBSTRATE	HSS-E-PM
COATING	PVD TIALN

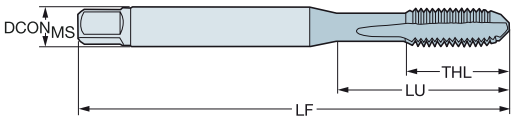

Dimensioni in mm e pollici

TDZ	TP	LU	CZC$_{MS}$	THCHT	TCTR	Codice di ordinazione	K D210	DCON$_{MS}$	TD	LF	THL	NOF	PHD	BSG
M 3	0.50	18.00	3.50 x 2.70	C	6HX	T100-KM100DA-M3	★	3.5	3.00	56.0	9.0	4	2.5	DIN 371
		.709						*.138*	*.118*	*2.205*	*.354*		*.098*	
M 4	0.70	21.00	4.50 x 3.40	C	6HX	T100-KM100DA-M4	★	4.5	4.00	63.0	12.0	4	3.3	DIN 371
		.827						*.177*	*.157*	*2.480*	*.472*		*.130*	
M 5	0.80	25.00	6.00 x 4.90	C	6HX	T100-KM100DA-M5	★	6.0	5.00	70.0	13.0	5	4.2	DIN 371
		.984						*.236*	*.197*	*2.756*	*.512*		*.165*	
M 6	1.00	30.00	6.00 x 4.90	C	6HX	T100-KM100DA-M6	★	6.0	6.00	80.0	15.0	5	5.0	DIN 371
		1.181						*.236*	*.236*	*3.150*	*.591*		*.197*	
M 8	1.25	35.00	8.00 x 6.20	C	6HX	T100-KM100DA-M8	★	8.0	8.00	90.0	18.0	5	6.8	DIN 371
		1.378						*.315*	*.315*	*3.543*	*.709*		*.268*	
M 10	1.50	39.00	10.00 x 8.00	C	6HX	T100-KM100DA-M10	★	10.0	10.00	100.0	20.0	5	8.5	DIN 371
		1.535						*.394*	*.394*	*3.937*	*.787*		*.335*	
M 8	1.25	67.00	6.00 x 4.90	C	6HX	T100-KM101DA-M8	★	6.0	8.00	90.0	20.0	5	6.8	DIN 376
		2.638						*.236*	*.315*	*3.543*	*.787*		*.268*	
M 10	1.50	77.00	7.00 x 5.50	C	6HX	T100-KM101DA-M10	★	7.0	10.00	100.0	23.5	5	8.5	DIN 376
		3.032						*.276*	*.394*	*3.937*	*.925*		*.335*	
M 12	1.75	83.00	9.00 x 7.00	C	6HX	T100-KM101DA-M12	★	9.0	12.00	110.0	23.0	5	10.2	DIN 376
		3.268						*.354*	*.472*	*4.331*	*.906*		*.402*	
M 14	2.00	81.00	11.00 x 9.00	C	6HX	T100-KM101DA-M14	★	11.0	14.00	110.0	25.0	5	12.0	DIN 376
		3.189						*.433*	*.551*	*4.331*	*.984*		*.472*	
M 16	2.00	68.00	12.00 x 9.00	C	6HX	T100-KM101DA-M16	★	12.0	16.00	110.0	25.0	5	14.0	DIN 376
		2.677						*.472*	*.630*	*4.331*	*.984*		*.551*	
M 18	2.50	81.00	14.00 x 11.00	C	6HX	T100-KM101DA-M18	★	14.0	18.00	125.0	30.0	5	15.5	DIN 376
		3.189						*.551*	*.709*	*4.921*	*1.181*		*.610*	
M 20	2.50	95.00	16.00 x 12.00	C	6HX	T100-KM101DA-M20	★	16.0	20.00	140.0	30.0	5	17.5	DIN 376
		3.740						*.630*	*.787*	*5.512*	*1.181*		*.689*	
M 22	2.50	93.00	18.00 x 14.50	C	6HX	T100-KM101DA-M22	★	18.0	22.00	140.0	34.0	5	19.5	DIN 376
		3.661						*.709*	*.866*	*5.512*	*1.339*		*.768*	
M 24	3.00	113.00	18.00 x 14.50	C	6HX	T100-KM101DA-M24	★	18.0	24.00	160.0	38.0	5	21.0	DIN 376
		4.449						*.709*	*.945*	*6.299*	*1.496*		*.827*	
M 5	0.80	25.00	6.00 x 4.90	E	6HX	T100-KM102DA-M5	★	6.0	5.00	70.0	13.0	5	4.2	DIN 371
		.984						*.236*	*.197*	*2.756*	*.512*		*.165*	
M 6	1.00	30.00	6.00 x 4.90	E	6HX	T100-KM102DA-M6	★	6.0	6.00	80.0	15.0	5	5.0	DIN 371
		1.181						*.236*	*.236*	*3.150*	*.591*		*.197*	
M 8	1.25	35.00	8.00 x 6.20	E	6HX	T100-KM102DA-M8	★	8.0	8.00	90.0	18.0	5	6.8	DIN 371
		1.378						*.315*	*.315*	*3.543*	*.709*		*.268*	
M 10	1.50	39.00	10.00 x 8.00	E	6HX	T100-KM102DA-M10	★	10.0	10.00	100.0	20.0	5	8.5	DIN 371
		1.535						*.394*	*.394*	*3.937*	*.787*		*.335*	
M 12	1.75	83.00	9.00 x 7.00	E	6HX	T100-KM103DA-M12	★	9.0	12.00	110.0	23.0	5	10.2	DIN 376
		3.268						*.354*	*.472*	*4.331*	*.906*		*.402*	

C172 C157 E9 E27 C154

SANDVIK Coromant

ITA

Maschio con scanalature diritte CoroTap™ 100

Tipo di filetto: metrico

DIN 371, DIN 376

ULDR 2.5
SUBSTRATE HSS-E-PM
COATING PVD TIALN

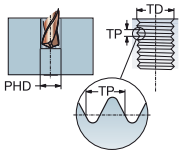

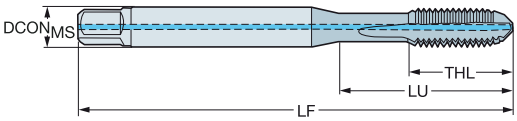

TDZ	TP	LU	CZC_{MS}	THCHT	TCTR	CNSC	CXSC	Codice di ordinazione	K P210	Dimensioni in mm e pollici $DCON_{MS}$	TD	LF	THL	NOF	BSG
M 6	1.00	30.00	6.00 x 4.90	C	6HX	1	1	T100-KM104DA-M6	★	6.0	6.00	80.0	15.0	5	DIN 371
		1.181								*.236*	*.236*	*3.150*	*.591*		
M 8	1.25	35.00	8.00 x 6.20	C	6HX	1	1	T100-KM104DA-M8	★	8.0	8.00	90.0	18.0	5	DIN 371
		1.378								*.315*	*.315*	*3.543*	*.709*		
M 10	1.50	39.00	10.00 x 8.00	C	6HX	1	1	T100-KM104DA-M10	★	10.0	10.00	100.0	20.0	5	DIN 371
		1.535								*.394*	*.394*	*3.937*	*.787*		
M 12	1.75	83.00	9.00 x 7.00	C	6HX	1	1	T100-KM105DA-M12	★	9.0	12.00	110.0	23.0	5	DIN 376
		3.268								*.354*	*.472*	*4.331*	*.906*		
M 14	2.00	81.00	11.00 x 9.00	C	6HX	1	1	T100-KM105DA-M14	★	11.0	14.00	110.0	25.0	5	DIN 376
		3.189								*.433*	*.551*	*4.331*	*.984*		
M 16	2.00	68.00	12.00 x 9.00	C	6HX	1	1	T100-KM105DA-M16	★	12.0	16.00	110.0	25.0	5	DIN 376
		2.677								*.472*	*.630*	*4.331*	*.984*		
M 20	2.50	95.00	16.00 x 12.00	C	6HX	1	1	T100-KM105DA-M20	★	16.0	20.00	140.0	30.0	5	DIN 376
		3.740								*.630*	*.787*	*5.512*	*1.181*		
M 22	2.50	93.00	18.00 x 14.50	C	6HX	1	1	T100-KM105DA-M22	★	18.0	22.00	140.0	34.0	5	DIN 376
		3.661								*.709*	*.866*	*5.512*	*1.339*		
M 24	3.00	113.00	18.00 x 14.50	C	6HX	1	1	T100-KM105DA-M24	★	18.0	24.00	160.0	38.0	5	DIN 376
		4.449								*.709*	*.945*	*6.299*	*1.496*		

CXSC 1 = uscita refrigerante assiale concentrica

C172 C157 E9 E27 E28 C154

Maschio con scanalature diritte CoroTap™ 100

Tipo di filetto: metrico

DIN 371/ANSI, DIN 376/ANSI

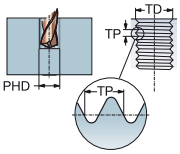

ULDR 2.5
SUBSTRATE HSS-E-PM
COATING PVD TIALN

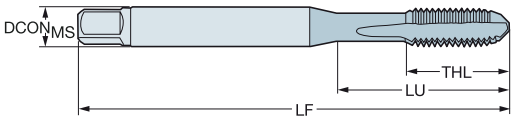

Dimensioni in mm e pollici

TDZ	TP	LU	CZC_{MS}	THCHT	TCTR	Codice di ordinazione	K D210	$DCON_{MS}$	TD	LF	THL	NOF	PHD	BSG
M 6	1.00	25.00	.255 x .191	C	6HX	T100-KM100AA-M6	★	6.5	6.00	80.0	15.6	5	5.0	DIN 371/ANSI
		.984						*.255*	*.236*	*3.150*	*.614*		*.197*	
M 8	1.25	33.50	.318 x .238	C	6HX	T100-KM100AA-M8	★	8.1	8.00	90.0	18.7	5	6.8	DIN 371/ANSI
		1.319						*.318*	*.315*	*3.543*	*.736*		*.268*	
M 10	1.50	38.00	.381 x .286	C	6HX	T100-KM100AA-M10	★	9.7	10.00	100.0	20.6	5	8.5	DIN 371/ANSI
		1.496						*.381*	*.394*	*3.937*	*.811*		*.335*	
M 12	1.75	81.90	.367 x .275	C	6HX	T100-KM101AA-M12	★	9.3	12.00	110.0	23.0	5	10.2	DIN 376/ANSI
		3.224						*.367*	*.472*	*4.331*	*.906*		*.402*	
M 14	2.00	80.30	.429 x .322	C	6HX	T100-KM101AA-M14	★	10.9	14.00	110.0	23.0	5	12.0	DIN 376/ANSI
		3.161						*.429*	*.551*	*4.331*	*.906*		*.472*	
M 16	2.00	65.70	.480 x .360	C	6HX	T100-KM101AA-M16	★	12.2	16.00	110.0	23.0	5	14.0	DIN 376/ANSI
		2.587						*.480*	*.630*	*4.331*	*.906*		*.551*	
M 18	2.50	79.10	.542 x .406	C	6HX	T100-KM101AA-M18	★	13.8	18.00	125.0	30.0	5	15.5	DIN 376/ANSI
		3.114						*.542*	*.709*	*4.921*	*1.181*		*.610*	
M 6	1.00	25.00	.255 x .191	E	6HX	T100-KM102AA-M6	★	6.5	6.00	80.0	15.6	5	5.0	DIN 371/ANSI
		.984						*.255*	*.236*	*3.150*	*.614*		*.197*	
M 8	1.25	33.50	.318 x .238	E	6HX	T100-KM102AA-M8	★	8.1	8.00	90.0	18.7	5	6.8	DIN 371/ANSI
		1.319						*.318*	*.315*	*3.543*	*.736*		*.268*	
M 10	1.50	38.00	.381 x .286	E	6HX	T100-KM102AA-M10	★	9.7	10.00	100.0	20.6	5	8.5	DIN 371/ANSI
		1.496						*.381*	*.394*	*3.937*	*.811*		*.335*	
M 12	1.75	81.90	.367 x .275	E	6HX	T100-KM103AA-M12	★	9.3	12.00	110.0	23.0	5	10.2	DIN 376/ANSI
		3.224						*.367*	*.472*	*4.331*	*.906*		*.402*	
M 14	2.00	80.30	.429 x .322	E	6HX	T100-KM103AA-M14	★	10.9	14.00	110.0	23.0	5	12.0	DIN 376/ANSI
		3.161						*.429*	*.551*	*4.331*	*.906*		*.472*	
M 16	2.00	65.70	.480 x .360	E	6HX	T100-KM103AA-M16	★	12.2	16.00	110.0	23.0	5	14.0	DIN 376/ANSI
		2.587						*.480*	*.630*	*4.331*	*.906*		*.551*	

C172 C157 E9 E27 C154

SANDVIK Coromant

ITA

Maschio con scanalature diritte CoroTap™ 100

Tipo di filetto: metrico

DIN 371/ANSI, DIN 376/ANSI

ULDR 2.5
SUBSTRATE HSS-E-PM
COATING PVD TIALN

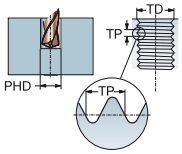

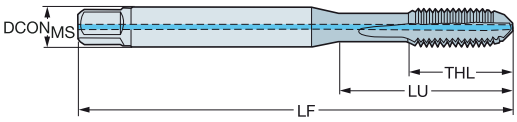

Dimensioni in mm e pollici

TDZ	TP	LU	CZC_{MS}	THCHT	TCTR	CNSC	CXSC	Codice di ordinazione	K D210	$DCON_{MS}$	TD	LF	THL	NOF	BSG
M 6	1.00	25.00	.255 x .191	C	6HX	1	1	T100-KM104AA-M6	★	6.5	6.00	80.0	15.6	5	DIN 371/ANSI
		.984								*.255*	*.236*	*3.150*	*.614*		
M 8	1.25	33.50	.318 x .238	C	6HX	1	1	T100-KM104AA-M8	★	8.1	8.00	90.0	18.7	5	DIN 371/ANSI
		1.319								*.318*	*.315*	*3.543*	*.736*		
M 10	1.50	38.00	.381 x .286	C	6HX	1	1	T100-KM104AA-M10	★	9.7	10.00	100.0	20.6	5	DIN 371/ANSI
		1.496								*.381*	*.394*	*3.937*	*.811*		
M 12	1.75	81.90	.367 x .275	C	6HX	1	1	T100-KM105AA-M12	★	9.3	12.00	110.0	23.0	5	DIN 376/ANSI
		3.224								*.367*	*.472*	*4.331*	*.906*		
M 16	2.00	65.70	.480 x .360	C	6HX	1	1	T100-KM105AA-M16	★	12.2	16.00	110.0	23.0	5	DIN 376/ANSI
		2.587								*.480*	*.630*	*4.331*	*.906*		
M 20	2.50	92.50	.652 x .489	C	6HX	1	1	T100-KM105AA-M20	★	16.6	20.00	140.0	30.0	5	DIN 376/ANSI
		3.642								*.652*	*.787*	*5.512*	*1.181*		
M 6	1.00	25.00	.255 x .191	E	6HX	1	1	T100-KM106AA-M6	★	6.5	6.00	80.0	15.6	5	DIN 371/ANSI
		.984								*.255*	*.236*	*3.150*	*.614*		
M 8	1.25	33.50	.318 x .238	E	6HX	1	1	T100-KM106AA-M8	★	8.1	8.00	90.0	18.7	5	DIN 371/ANSI
		1.319								*.318*	*.315*	*3.543*	*.736*		
M 10	1.50	38.00	.381 x .286	E	6HX	1	1	T100-KM106AA-M10	★	9.7	10.00	100.0	20.6	5	DIN 371/ANSI
		1.496								*.381*	*.394*	*3.937*	*.811*		
M 12	1.75	81.90	.367 x .275	E	6HX	1	1	T100-KM107AA-M12	★	9.3	12.00	110.0	23.0	5	DIN 376/ANSI
		3.224								*.367*	*.472*	*4.331*	*.906*		
M 14	2.00	80.30	.429 x .322	E	6HX	1	1	T100-KM107AA-M14	★	10.9	14.00	110.0	23.0	5	DIN 376/ANSI
		3.161								*.429*	*.551*	*4.331*	*.906*		
M 16	2.00	65.70	.480 x .360	E	6HX	1	1	T100-KM107AA-M16	★	12.2	16.00	110.0	23.0	5	DIN 376/ANSI
		2.587								*.480*	*.630*	*4.331*	*.906*		
M 20	2.50	92.50	.652 x .489	E	6HX	1	1	T100-KM107AA-M20	★	16.6	20.00	140.0	30.0	5	DIN 376/ANSI
		3.642								*.652*	*.787*	*5.512*	*1.181*		
M 6	1.00	25.00	.255 x .191	C	6HX	1	2	T100-KM108AA-M6	★	6.5	6.00	80.0	15.6	5	DIN 371/ANSI
		.984								*.255*	*.236*	*3.150*	*.614*		
M 8	1.25	33.50	.318 x .238	C	6HX	1	2	T100-KM108AA-M8	★	8.1	8.00	90.0	18.7	5	DIN 371/ANSI
		1.319								*.318*	*.315*	*3.543*	*.736*		
M 10	1.50	38.00	.381 x .286	C	6HX	1	2	T100-KM108AA-M10	★	9.7	10.00	100.0	20.6	5	DIN 371/ANSI
		1.496								*.381*	*.394*	*3.937*	*.811*		
M 12	1.75	81.90	.367 x .275	C	6HX	1	2	T100-KM109AA-M12	★	9.3	12.00	110.0	23.0	5	DIN 376/ANSI
		3.224								*.367*	*.472*	*4.331*	*.906*		
M 14	2.00	80.30	.429 x .322	C	6HX	1	2	T100-KM109AA-M14	★	10.9	14.00	110.0	23.0	5	DIN 376/ANSI
		3.161								*.429*	*.551*	*4.331*	*.906*		
M 16	2.00	65.70	.480 x .360	C	6HX	1	2	T100-KM109AA-M16	★	12.2	16.00	110.0	23.0	5	DIN 376/ANSI
		2.587								*.480*	*.630*	*4.331*	*.906*		
M 20	2.50	92.50	.652 x .489	C	6HX	1	2	T100-KM109AA-M20	★	16.6	20.00	140.0	30.0	5	DIN 376/ANSI
		3.642								*.652*	*.787*	*5.512*	*1.181*		

CXSC 1 = uscita refrigerante assiale concentrica
CXSC 2 = uscita refrigerante radiale

C172 C157 E9 E27 E28 C154

Maschio con scanalature diritte CoroTap™ 100

Tipo di filetto: metrico

DIN 371, DIN 376

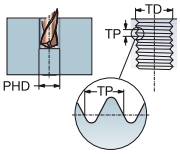

ULDR	2.5
SUBSTRATE	HSS-E-PM
COATING	PVD TIALN

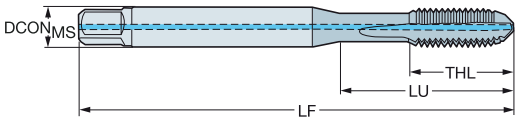

Dimensioni in mm e pollici

TDZ	TP	LU	CZC_{MS}	THCHT	TCTR	CNSC	CXSC	Codice di ordinazione	K D210	$DCON_{MS}$	TD	LF	THL	NOF	BSG
M 6	1.00	30.00	6.00 x 4.90	E	6HX	1	1	T100-KM106DA-M6	★	6.0	6.00	80.0	15.0	5	DIN 371
		1.181								*.236*	*.236*	*3.150*	*.591*		
M 8	1.25	35.00	8.00 x 6.20	E	6HX	1	1	T100-KM106DA-M8	★	8.0	8.00	90.0	18.0	5	DIN 371
		1.378								*.315*	*.315*	*3.543*	*.709*		
M 10	1.50	39.00	10.00 x 8.00	E	6HX	1	1	T100-KM106DA-M10	★	10.0	10.00	100.0	20.0	5	DIN 371
		1.535								*.394*	*.394*	*3.937*	*.787*		
M 12	1.75	83.00	9.00 x 7.00	E	6HX	1	1	T100-KM107DA-M12	★	9.0	12.00	110.0	23.0	5	DIN 376
		3.268								*.354*	*.472*	*4.331*	*.906*		
M 6	1.00	30.00	6.00 x 4.90	C	6HX	1	2	T100-KM108DA-M6	★	6.0	6.00	80.0	15.0	5	DIN 371
		1.181								*.236*	*.236*	*3.150*	*.591*		
M 8	1.25	35.00	8.00 x 6.20	C	6HX	1	2	T100-KM108DA-M8	★	8.0	8.00	90.0	18.0	5	DIN 371
		1.378								*.315*	*.315*	*3.543*	*.709*		
M 10	1.50	39.00	10.00 x 8.00	C	6HX	1	2	T100-KM108DA-M10	★	10.0	10.00	100.0	20.0	5	DIN 371
		1.535								*.394*	*.394*	*3.937*	*.787*		
M 12	1.75	83.00	9.00 x 7.00	C	6HX	1	2	T100-KM109DA-M12	★	9.0	12.00	110.0	23.0	5	DIN 376
		3.268								*.354*	*.472*	*4.331*	*.906*		
M 14	2.00	81.00	11.00 x 9.00	C	6HX	1	2	T100-KM109DA-M14	★	11.0	14.00	110.0	25.0	5	DIN 376
		3.189								*.433*	*.551*	*4.331*	*.984*		
M 16	2.00	68.00	12.00 x 9.00	C	6HX	1	2	T100-KM109DA-M16	★	12.0	16.00	110.0	25.0	5	DIN 376
		2.677								*.472*	*.630*	*4.331*	*.984*		
M 20	2.50	95.00	16.00 x 12.00	C	6HX	1	2	T100-KM109DA-M20	★	16.0	20.00	140.0	30.0	5	DIN 376
		3.740								*.630*	*.787*	*5.512*	*1.181*		

CXSC 1 = uscita refrigerante assiale concentrica
CXSC 2 = uscita refrigerante radiale

C172 C157 E9 E27 E28 C154

ITA

Maschio con scanalature diritte CoroTap™ 100

Tipo di filetto: metrico

DIN 371

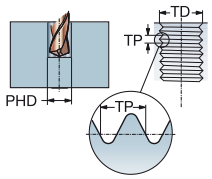

ULDR 2.0
SUBSTRATE HSS-E-PM

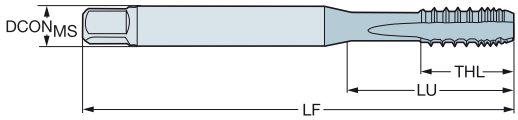

N

TDZ	TP	LU	CZC_{MS}	THCHT	TCTR	Codice di ordinazione	N D150	$DCON_{MS}$	TD	LF	THL	NOF	PHD	BSG
								Dimensioni in mm e pollici						
M 3	0.50	18.00	3.50 x 2.70	C	6H	T100-NM100DA-M3	★	3.5	3.00	56.0	9.0	3	2.5	DIN 371
		.709						*.138*	*.118*	*2.205*	*.354*		*.098*	
M 4	0.70	21.00	4.50 x 3.40	C	6H	T100-NM100DA-M4	★	4.5	4.00	63.0	12.0	3	3.3	DIN 371
		.827						*.177*	*.157*	*2.480*	*.472*		*.130*	
M 5	0.80	25.00	6.00 x 4.90	C	6H	T100-NM100DA-M5	★	6.0	5.00	70.0	13.0	3	4.2	DIN 371
		.984						*.236*	*.197*	*2.756*	*.512*		*.165*	
M 6	1.00	30.00	6.00 x 4.90	C	6H	T100-NM100DA-M6	★	6.0	6.00	80.0	15.0	3	5.0	DIN 371
		1.181						*.236*	*.236*	*3.150*	*.591*		*.197*	
M 8	1.25	35.00	8.00 x 6.20	C	6H	T100-NM100DA-M8	★	8.0	8.00	90.0	18.0	3	6.8	DIN 371
		1.378						*.315*	*.315*	*3.543*	*.709*		*.268*	
M 10	1.50	39.00	10.00 x 8.00	C	6H	T100-NM100DA-M10	★	10.0	10.00	100.0	20.0	3	8.5	DIN 371
		1.535						*.394*	*.394*	*3.937*	*.787*		*.335*	

DIN 376

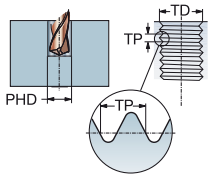

ULDR 2.0
SUBSTRATE HSS-E-PM

N

TDZ	TP	LU	CZC_{MS}	THCHT	TCTR	Codice di ordinazione	N D150	$DCON_{MS}$	TD	LF	THL	NOF	PHD	BSG
								Dimensioni in mm e pollici						
M 12	1.75	83.00	9.00 x 7.00	C	6H	T100-NM101DA-M12	★	9.0	12.00	110.0	23.0	3	10.2	DIN 376
		3.268						*.354*	*.472*	*4.331*	*.906*		*.402*	
M 16	2.00	68.00	12.00 x 9.00	C	6H	T100-NM101DA-M16	★	12.0	16.00	110.0	25.0	4	14.0	DIN 376
		2.677						*.472*	*.630*	*4.331*	*.984*		*.551*	

C172 C157 E9 E27 E28 C154

Maschio con scanalature diritte CoroTap™ 100

Tipo di filetto: metrico a passo fine

DIN 374

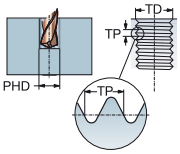

ULDR	2.5
SUBSTRATE	HSS-E-PM
COATING	PVD TIALN

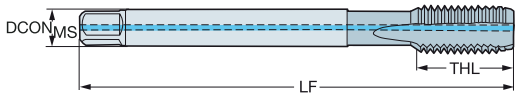

Dimensioni in mm e pollici

TDZ	TP	LU	CZC_{MS}	THCHT	TCTR	CNSC	CXSC	Codice di ordinazione	K D210	$DCON_{MS}$	TD	LF	THL	NOF	BSG
MF 10x1	1.00	67.00	7.00 x 5.50	C	6HX	1	1	T100-KM104DB-M10X100	★	7.0	10.00	90.0	18.0	5	DIN 374
		2.638								*.276*	*.394*	*3.543*	*.709*		
MF 10x1.25	1.25	77.00	7.00 x 5.50	C	6HX	1	1	T100-KM104DB-M10X125	★	7.0	10.00	100.0	20.0	5	DIN 374
		3.032								*.276*	*.394*	*3.937*	*.787*		
MF 12x1.25	1.25	73.00	9.00 x 7.00	C	6HX	1	1	T100-KM104DB-M12X125	★	9.0	12.00	100.0	21.0	5	DIN 374
		2.874								*.354*	*.472*	*3.937*	*.827*		
MF 12x1.5	1.50	73.00	9.00 x 7.00	C	6HX	1	1	T100-KM104DB-M12X150	★	9.0	12.00	100.0	21.0	5	DIN 374
		2.874								*.354*	*.472*	*3.937*	*.827*		
MF 14x1.5	1.50	71.00	11.00 x 9.00	C	6HX	1	1	T100-KM104DB-M14X150	★	11.0	14.00	100.0	21.0	5	DIN 374
		2.795								*.433*	*.551*	*3.937*	*.827*		
MF 16x1.5	1.50	58.00	12.00 x 9.00	C	6HX	1	1	T100-KM104DB-M16X150	★	12.0	16.00	100.0	21.0	5	DIN 374
		2.283								*.472*	*.630*	*3.937*	*.827*		
MF 18x1.5	1.50	66.00	14.00 x 11.00	C	6HX	1	1	T100-KM104DB-M18X150	★	14.0	18.00	110.0	24.0	5	DIN 374
		2.598								*.551*	*.709*	*4.331*	*.945*		
MF 20x1.5	1.50	80.00	16.00 x 12.00	C	6HX	1	1	T100-KM104DB-M20X150	★	16.0	20.00	125.0	24.0	5	DIN 374
		3.150								*.630*	*.787*	*4.921*	*.945*		
MF 10x1	1.00	67.00	7.00 x 5.50	E	6HX	1	1	T100-KM106DB-M10X100	★	7.0	10.00	90.0	18.0	5	DIN 374
		2.638								*.276*	*.394*	*3.543*	*.709*		
MF 10x1.25	1.25	77.00	7.00 x 5.50	E	6HX	1	1	T100-KM106DB-M10X125	★	7.0	10.00	100.0	20.0	5	DIN 374
		3.032								*.276*	*.394*	*3.937*	*.787*		
MF 12x1.25	1.25	73.00	9.00 x 7.00	E	6HX	1	1	T100-KM106DB-M12X125	★	9.0	12.00	100.0	21.0	5	DIN 374
		2.874								*.354*	*.472*	*3.937*	*.827*		
MF 12x1.5	1.50	73.00	9.00 x 7.00	E	6HX	1	1	T100-KM106DB-M12X150	★	9.0	12.00	100.0	21.0	5	DIN 374
		2.874								*.354*	*.472*	*3.937*	*.827*		
MF 14x1.5	1.50	71.00	11.00 x 9.00	E	6HX	1	1	T100-KM106DB-M14X150	★	11.0	14.00	100.0	21.0	5	DIN 374
		2.795								*.433*	*.551*	*3.937*	*.827*		
MF 16x1.5	1.50	58.00	12.00 x 9.00	E	6HX	1	1	T100-KM106DB-M16X150	★	12.0	16.00	100.0	21.0	5	DIN 374
		2.283								*.472*	*.630*	*3.937*	*.827*		
MF 18x1.5	1.50	66.00	14.00 x 11.00	E	6HX	1	1	T100-KM106DB-M18X150	★	14.0	18.00	110.0	24.0	5	DIN 374
		2.598								*.551*	*.709*	*4.331*	*.945*		
MF 20x1.5	1.50	80.00	16.00 x 12.00	E	6HX	1	1	T100-KM106DB-M20X150	★	16.0	20.00	125.0	24.0	5	DIN 374
		3.150								*.630*	*.787*	*4.921*	*.945*		
MF 10x1	1.00	67.00	7.00 x 5.50	C	6HX	1	2	T100-KM108DB-M10X100	★	7.0	10.00	90.0	18.0	5	DIN 374
		2.638								*.276*	*.394*	*3.543*	*.709*		
MF 10x1.25	1.25	77.00	7.00 x 5.50	C	6HX	1	2	T100-KM108DB-M10X125	★	7.0	10.00	100.0	20.0	5	DIN 374
		3.032								*.276*	*.394*	*3.937*	*.787*		
MF 12x1.25	1.25	73.00	9.00 x 7.00	C	6HX	1	2	T100-KM108DB-M12X125	★	9.0	12.00	100.0	21.0	5	DIN 374
		2.874								*.354*	*.472*	*3.937*	*.827*		
MF 12x1.5	1.50	73.00	9.00 x 7.00	C	6HX	1	2	T100-KM108DB-M12X150	★	9.0	12.00	100.0	21.0	5	DIN 374
		2.874								*.354*	*.472*	*3.937*	*.827*		
MF 14x1.5	1.50	71.00	11.00 x 9.00	C	6HX	1	2	T100-KM108DB-M14X150	★	11.0	14.00	100.0	21.0	5	DIN 374
		2.795								*.433*	*.551*	*3.937*	*.827*		
MF 16x1.5	1.50	58.00	12.00 x 9.00	C	6HX	1	2	T100-KM108DB-M16X150	★	12.0	16.00	100.0	21.0	5	DIN 374
		2.283								*.472*	*.630*	*3.937*	*.827*		
MF 18x1.5	1.50	66.00	14.00 x 11.00	C	6HX	1	2	T100-KM108DB-M18X150	★	14.0	18.00	110.0	24.0	5	DIN 374
		2.598								*.551*	*.709*	*4.331*	*.945*		
MF 20x1.5	1.50	80.00	16.00 x 12.00	C	6HX	1	2	T100-KM108DB-M20X150	★	16.0	20.00	125.0	24.0	5	DIN 374
		3.150								*.630*	*.787*	*4.921*	*.945*		

CXSC 1 = uscita refrigerante assiale concentrica

CXSC 2 = uscita refrigerante radiale

C172 C157 E9 E27 E28 C154

SANDVIK Coromant

ITA

Maschio con scanalature diritte CoroTap™ 100

Tipo di filetto: metrico a passo fine

DIN 374

ULDR 2.5
SUBSTRATE HM
COATING PVD TIALN

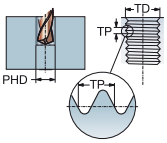

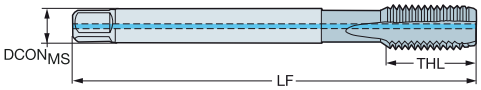

K

									Dimensioni in mm e pollici					
TDZ	TP	LU	CZC_{MS}	THCHT	TCTR	CNSC	CXSC	**Codice di ordinazione**	$DCON_{MS}$	TD	LF	THL	NOF	BSG
MF 8x1	1.00	67.00	6.00 x 4.90	C	6HX	1	1	**T120M8X1.0**	6.0	8.00	90.0	12.0	4	DIN 374
		2.638							*.236*	*.315*	*3.543*	*.472*		
MF 10x1	1.00	67.00	7.00 x 5.50	C	6HX	1	1	**T120M10X1.0**	7.0	10.00	90.0	14.0	4	DIN 374
		2.638							*.276*	*.394*	*3.543*	*.551*		
MF 12x1.5	1.50	73.00	9.00 x 7.00	C	6HX	1	1	**T120M12X1.5**	9.0	12.00	100.0	20.0	4	DIN 374
		2.874							*.354*	*.472*	*3.937*	*.787*		
MF 14x1.5	1.50	71.00	11.00 x 9.00	C	6HX	1	1	**T120M14X1.5**	11.0	14.00	100.0	21.0	4	DIN 374
		2.795							*.433*	*.551*	*3.937*	*.827*		

CXSC 1 = uscita refrigerante assiale concentrica

C172 C157 E9 E28 C154

Maschio con scanalature diritte CoroTap™ 100

Tipo di filetto: metrico a passo fine

DIN 374

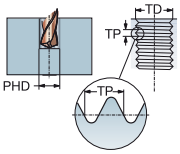

ULDR	2.5
SUBSTRATE	HSS-E-PM
COATING	PVD TIALN



Dimensioni in mm e pollici

TDZ	TP	LU	CZC$_{MS}$	THCHT	TCTR	Codice di ordinazione	K D210	DCON$_{MS}$	TD	LF	THL	NOF	PHD	BSG
MF 10x1	1.00	67.00	7.00 x 5.50	C	6HX	T100-KM100DB-M10X100	★	7.0	10.00	90.0	18.0	5	9.0	DIN 374
		2.638						*.276*	*.394*	*3.543*	*.709*		*.354*	
MF 10x1.25	1.25	77.00	7.00 x 5.50	C	6HX	T100-KM100DB-M10X125	★	7.0	10.00	100.0	20.0	5	8.8	DIN 374
		3.032						*.276*	*.394*	*3.937*	*.787*		*.346*	
MF 12x1.25	1.25	73.00	9.00 x 7.00	C	6HX	T100-KM100DB-M12X125	★	9.0	12.00	100.0	21.0	5	10.8	DIN 374
		2.874						*.354*	*.472*	*3.937*	*.827*		*.423*	
MF 12x1.5	1.50	73.00	9.00 x 7.00	C	6HX	T100-KM100DB-M12X150	★	9.0	12.00	100.0	21.0	5	10.5	DIN 374
		2.874						*.354*	*.472*	*3.937*	*.827*		*.413*	
MF 14x1.5	1.50	71.00	11.00 x 9.00	C	6HX	T100-KM100DB-M14X150	★	11.0	14.00	100.0	21.0	5	12.5	DIN 374
		2.795						*.433*	*.551*	*3.937*	*.827*		*.492*	
MF 16x1.5	1.50	58.00	12.00 x 9.00	C	6HX	T100-KM100DB-M16X150	★	12.0	16.00	100.0	21.0	5	14.5	DIN 374
		2.283						*.472*	*.630*	*3.937*	*.827*		*.571*	
MF 18x1.5	1.50	66.00	14.00 x 11.00	C	6HX	T100-KM100DB-M18X150	★	14.0	18.00	110.0	24.0	5	16.5	DIN 374
		2.598						*.551*	*.709*	*4.331*	*.945*		*.650*	
MF 20x1.5	1.50	80.00	16.00 x 12.00	C	6HX	T100-KM100DB-M20X150	★	16.0	20.00	125.0	24.0	5	18.5	DIN 374
		3.150						*.630*	*.787*	*4.921*	*.945*		*.728*	
MF 10x1	1.00	67.00	7.00 x 5.50	E	6HX	T100-KM102DB-M10X100	★	7.0	10.00	90.0	18.0	5	9.0	DIN 374
		2.638						*.276*	*.394*	*3.543*	*.709*		*.354*	
MF 10x1.25	1.25	77.00	7.00 x 5.50	E	6HX	T100-KM102DB-M10X125	★	7.0	10.00	100.0	20.0	5	8.8	DIN 374
		3.032						*.276*	*.394*	*3.937*	*.787*		*.346*	
MF 12x1.25	1.25	73.00	9.00 x 7.00	E	6HX	T100-KM102DB-M12X125	★	9.0	12.00	100.0	21.0	5	10.8	DIN 374
		2.874						*.354*	*.472*	*3.937*	*.827*		*.423*	
MF 12x1.5	1.50	73.00	9.00 x 7.00	E	6HX	T100-KM102DB-M12X150	★	9.0	12.00	100.0	21.0	5	10.5	DIN 374
		2.874						*.354*	*.472*	*3.937*	*.827*		*.413*	
MF 14x1.5	1.50	71.00	11.00 x 9.00	E	6HX	T100-KM102DB-M14X150	★	11.0	14.00	100.0	21.0	5	12.5	DIN 374
		2.795						*.433*	*.551*	*3.937*	*.827*		*.492*	
MF 16x1.5	1.50	58.00	12.00 x 9.00	E	6HX	T100-KM102DB-M16X150	★	12.0	16.00	100.0	21.0	5	14.5	DIN 374
		2.283						*.472*	*.630*	*3.937*	*.827*		*.571*	
MF 18x1.5	1.50	66.00	14.00 x 11.00	E	6HX	T100-KM102DB-M18X150	★	14.0	18.00	110.0	24.0	5	16.5	DIN 374
		2.598						*.551*	*.709*	*4.331*	*.945*		*.650*	
MF 20x1.5	1.50	80.00	16.00 x 12.00	E	6HX	T100-KM102DB-M20X150	★	16.0	20.00	125.0	24.0	5	18.5	DIN 374
		3.150						*.630*	*.787*	*4.921*	*.945*		*.728*	

C172 C157 E9 E27 C154

SANDVIK Coromant

ITA

Maschio con scanalature diritte CoroTap™ 100

Tipo di filetto: metrico a passo fine

DIN 374/ANSI

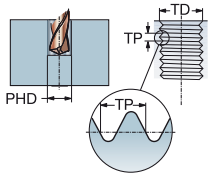

ULDR	2.5
SUBSTRATE	HSS-E-PM
COATING	PVD TIALN

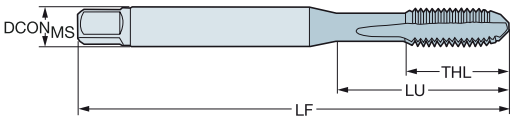

Dimensioni in mm e pollici

TDZ	TP	LU	CZC_{MS}	THCHT	TCTR	Codice di ordinazione	K	D210	$DCON_{MS}$	TD	LF	THL	NOF	PHD	BSG
MF 10x1	1.00	38.00	.381 x .286	C	6HX	T100-KM100AB-M10X100	★		9.7	10.00	90.0	20.6	5	9.0	DIN 374/ANSI
		1.496							*.381*	*.394*	*3.543*	*.811*		*.354*	
MF 12x1.25	1.25	71.90	.367 x .275	C	6HX	T100-KM101AB-M12X125	★		9.3	12.00	100.0	23.0	5	10.8	DIN 374/ANSI
		2.831							*.367*	*.472*	*3.937*	*.906*		*.423*	
MF 12x1.5	1.50	71.90	.367 x .275	C	6HX	T100-KM101AB-M12X150	★		9.3	12.00	100.0	23.0	5	10.5	DIN 374/ANSI
		2.831							*.367*	*.472*	*3.937*	*.906*		*.413*	
MF 14x1.5	1.50	70.30	.429 x .322	C	6HX	T100-KM101AB-M14X150	★		10.9	14.00	100.0	23.0	5	12.5	DIN 374/ANSI
		2.768							*.429*	*.551*	*3.937*	*.906*		*.492*	

C172 C157 E9 E27 C154

Maschio con scanalature diritte CoroTap™ 100

Tipo di filetto: metrico a passo fine

DIN 374/ANSI

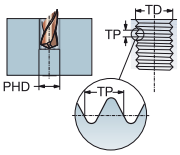

ULDR 2.5
SUBSTRATE HSS-E-PM
COATING PVD TIALN

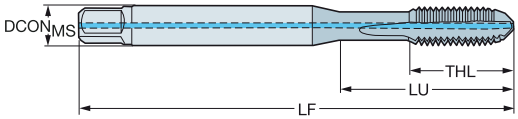

Dimensioni in mm e pollici

TDZ	TP	LU	CZC_{MS}	THCHT	TCTR	CNSC	CXSC	Codice di ordinazione	K D210	$DCON_{MS}$	TD	LF	THL	NOF	BSG
MF 10x1.25	1.25	38.00	.381 x .286	C	6HX	1	1	T100-KM104AB-M10X125	★	9.7	10.00	100.0	20.6	5	DIN 374/ANSI
		1.496								*.381*	*.394*	*3.937*	*.811*		
MF 14x1.5	1.50	70.30	.429 x .322	C	6HX	1	1	T100-KM105AB-M14X150	★	10.9	14.00	100.0	23.0	5	DIN 374/ANSI
		2.768								*.429*	*.551*	*3.937*	*.906*		
MF 10x1.25	1.25	38.00	.381 x .286	C	6HX	1	2	T100-KM108AB-M10X125	★	9.7	10.00	100.0	20.6	5	DIN 374/ANSI
		1.496								*.381*	*.394*	*3.937*	*.811*		
MF 12x1.5	1.50	71.90	.367 x .275	C	6HX	1	2	T100-KM109AB-M12X150	★	9.3	12.00	100.0	23.0	5	DIN 374/ANSI
		2.831								*.367*	*.472*	*3.937*	*.906*		
MF 14x1.5	1.50	70.30	.429 x .322	C	6HX	1	2	T100-KM109AB-M14X150	★	10.9	14.00	100.0	23.0	5	DIN 374/ANSI
		2.768								*.429*	*.551*	*3.937*	*.906*		

CXSC 1 = uscita refrigerante assiale concentrica
CXSC 2 = uscita refrigerante radiale

C172 C157 E9 E27 E28 C154

ITA

Maschio con scanalature diritte CoroTap™ 100

Tipo di filetto: UNC

DIN 2184-1/ANSI

ULDR 2.5
SUBSTRATE HSS-E-PM
COATING PVD TIALN

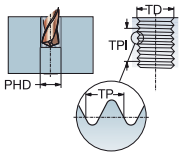

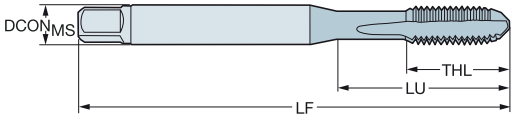

Dimensioni in mm e pollici

TDZ	TPI	LU	CZC_{MS}	THCHT	TCTR	Codice di ordinazione	K D210	$DCON_{MS}$	TD	LF	THL	NOF	PHD	BSG
UNC 1/4-20	20.00	25.00	.255 x .191	C	2BX	T100-KM100AE-1/4	★	6.5	6.35	80.0	15.6	5	5.1	DIN 2184-1/ANSI
		.984						*.255*	*.250*	*3.150*	*.614*		*.201*	
UNC 5/16-18	18.00	33.50	.318 x .238	C	2BX	T100-KM100AE-5/16	★	8.1	7.94	90.0	18.7	5	6.6	DIN 2184-1/ANSI
		1.319						*.318*	*.313*	*3.543*	*.736*		*.260*	
UNC 3/8-16	16.00	38.00	.381 x .286	C	2BX	T100-KM100AE-3/8	★	9.7	9.53	100.0	20.6	5	8.0	DIN 2184-1/ANSI
		1.496						*.381*	*.375*	*3.937*	*.811*		*.315*	
UNC 7/16-14	14.00	72.70	.323 x .242	C	2BX	T100-KM101AE-7/16	★	8.2	11.11	100.0	20.0	5	9.4	DIN 2184-1/ANSI
		2.862						*.323*	*.438*	*3.937*	*.787*		*.370*	
UNC 1/2-13	13.00	81.90	.367 x .275	C	2BX	T100-KM101AE-1/2	★	9.3	12.70	110.0	23.0	5	10.8	DIN 2184-1/ANSI
		3.224						*.367*	*.500*	*4.331*	*.906*		*.425*	
UNC 5/8-11	11.00	65.70	.480 x .360	C	2BX	T100-KM101AE-5/8	★	12.2	15.88	110.0	23.0	5	13.5	DIN 2184-1/ANSI
		2.587						*.480*	*.625*	*4.331*	*.906*		*.531*	
UNC 3/4-10	10.00	77.50	.590 x .442	C	2BX	T100-KM101AE-3/4	★	15.0	19.05	125.0	30.0	5	16.5	DIN 2184-1/ANSI
		3.051						*.590*	*.750*	*4.921*	*1.181*		*.650*	
UNC 7/8-9	9.00	90.95	.697 x .523	C	2BX	T100-KM101AE-7/8	★	17.7	22.23	140.0	34.0	5	19.5	DIN 2184-1/ANSI
		3.581						*.697*	*.875*	*5.512*	*1.339*		*.768*	
UNC 1/4-20	20.00	25.00	.255 x .191	E	2BX	T100-KM102AE-1/4	★	6.5	6.35	80.0	15.6	5	5.1	DIN 2184-1/ANSI
		.984						*.255*	*.250*	*3.150*	*.614*		*.201*	
UNC 5/16-18	18.00	33.50	.318 x .238	E	2BX	T100-KM102AE-5/16	★	8.1	7.94	90.0	18.7	5	6.6	DIN 2184-1/ANSI
		1.319						*.318*	*.313*	*3.543*	*.736*		*.260*	
UNC 3/8-16	16.00	38.00	.381 x .286	E	2BX	T100-KM102AE-3/8	★	9.7	9.53	100.0	20.6	5	8.0	DIN 2184-1/ANSI
		1.496						*.381*	*.375*	*3.937*	*.811*		*.315*	
UNC 1/2-13	13.00	81.90	.367 x .275	E	2BX	T100-KM103AE-1/2	★	9.3	12.70	110.0	23.0	5	10.8	DIN 2184-1/ANSI
		3.224						*.367*	*.500*	*4.331*	*.906*		*.425*	
UNC 5/8-11	11.00	65.70	.480 x .360	E	2BX	T100-KM103AE-5/8	★	12.2	15.88	110.0	23.0	5	13.5	DIN 2184-1/ANSI
		2.587						*.480*	*.625*	*4.331*	*.906*		*.531*	
UNC 3/4-10	10.00	77.50	.590 x .442	E	2BX	T100-KM103AE-3/4	★	15.0	19.05	125.0	30.0	5	16.5	DIN 2184-1/ANSI
		3.051						*.590*	*.750*	*4.921*	*1.181*		*.650*	
UNC 7/8-9	9.00	90.95	.697 x .523	E	2BX	T100-KM103AE-7/8	★	17.7	22.23	140.0	34.0	5	19.5	DIN 2184-1/ANSI
		3.581						*.697*	*.875*	*5.512*	*1.339*		*.768*	

C172 C157 E9 E27 C154

Maschio con scanalature diritte CoroTap™ 100

Tipo di filetto: UNC

DIN 2184-1/ANSI, DIN 376/ANSI

ULDR 2.5
SUBSTRATE HSS-E-PM
COATING PVD TIALN

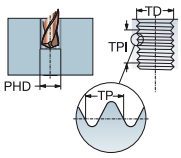

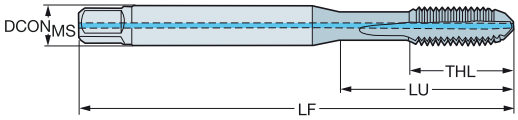

Dimensioni in mm e pollici

TDZ	TPI	LU	CZC_{MS}	THCHT	TCTR	CNSC	CXSC	Codice di ordinazione	K D210	$DCON_{MS}$	TD	LF	THL	NOF	BSG
UNC 1/4-20	20.00	25.00	.255 x .191	C	2BX	1	1	T100-KM104AE-1/4	★	6.5	6.35	80.0	15.6	5	DIN 2184-1/ANSI
		.984								*.255*	*.250*	*3.150*	*.614*		
UNC 5/16-18	18.00	33.50	.318 x .238	C	2BX	1	1	T100-KM104AE-5/16	★	8.1	7.94	90.0	18.7	5	DIN 2184-1/ANSI
		1.319								*.318*	*.313*	*3.543*	*.736*		
UNC 3/8-16	16.00	38.00	.381 x .286	C	2BX	1	1	T100-KM104AE-3/8	★	9.7	9.53	100.0	20.6	5	DIN 2184-1/ANSI
		1.496								*.381*	*.375*	*3.937*	*.811*		
UNC 7/16-14	14.00	72.70	.323 x .242	C	2BX	1	1	T100-KM105AE-7/16	★	8.2	11.11	100.0	20.0	5	DIN 376/ANSI
		2.862								*.323*	*.438*	*3.937*	*.787*		
UNC 1/2-13	13.00	81.90	.367 x .275	C	2BX	1	1	T100-KM105AE-1/2	★	9.3	12.70	110.0	23.0	5	DIN 2184-1/ANSI
		3.224								*.367*	*.500*	*4.331*	*.906*		
UNC 1/4-20	20.00	25.00	.255 x .191	E	2BX	1	1	T100-KM106AE-1/4	★	6.5	6.35	80.0	15.6	5	DIN 2184-1/ANSI
		.984								*.255*	*.250*	*3.150*	*.614*		
UNC 5/16-18	18.00	33.50	.318 x .238	E	2BX	1	1	T100-KM106AE-5/16	★	8.1	7.94	90.0	18.7	5	DIN 2184-1/ANSI
		1.319								*.318*	*.313*	*3.543*	*.736*		
UNC 3/8-16	16.00	38.00	.381 x .286	E	2BX	1	1	T100-KM106AE-3/8	★	9.7	9.53	100.0	20.6	5	DIN 2184-1/ANSI
		1.496								*.381*	*.375*	*3.937*	*.811*		
UNC 1/2-13	13.00	81.90	.367 x .275	E	2BX	1	1	T100-KM107AE-1/2	★	9.3	12.70	110.0	23.0	5	DIN 2184-1/ANSI
		3.224								*.367*	*.500*	*4.331*	*.906*		
UNC 1/4-20	20.00	25.00	.255 x .191	C	2BX	1	2	T100-KM108AE-1/4	★	6.5	6.35	80.0	15.6	5	DIN 2184-1/ANSI
		.984								*.255*	*.250*	*3.150*	*.614*		
UNC 5/16-18	18.00	33.50	.318 x .238	C	2BX	1	2	T100-KM108AE-5/16	★	8.1	7.94	90.0	18.7	5	DIN 2184-1/ANSI
		1.319								*.318*	*.313*	*3.543*	*.736*		
UNC 3/8-16	16.00	38.00	.381 x .286	C	2BX	1	2	T100-KM108AE-3/8	★	9.7	9.53	100.0	20.6	5	DIN 2184-1/ANSI
		1.496								*.381*	*.375*	*3.937*	*.811*		
UNC 7/16-14	14.00	72.70	.323 x .242	C	2BX	1	2	T100-KM109AE-7/16	★	8.2	11.11	100.0	20.0	5	DIN 2184-1/ANSI
		2.862								*.323*	*.438*	*3.937*	*.787*		
UNC 1/2-13	13.00	81.90	.367 x .275	C	2BX	1	2	T100-KM109AE-1/2	★	9.3	12.70	110.0	23.0	5	DIN 2184-1/ANSI
		3.224								*.367*	*.500*	*4.331*	*.906*		

CXSC 1 = uscita refrigerante assiale concentrica
CXSC 2 = uscita refrigerante radiale

C172 C157 E9 E27 E28 C154

ITA

Maschio con scanalature diritte CoroTap™ 100

Tipo di filetto: UNF

DIN 2184-1/ANSI

ULDR 2.5
SUBSTRATE HSS-E-PM
COATING PVD TIALN

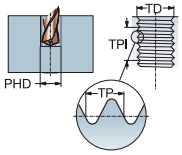

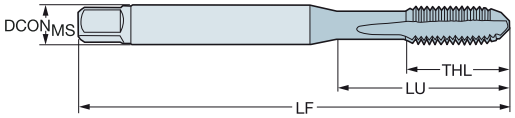

Dimensioni in mm e pollici

TDZ	TPI	LU	CZC_{MS}	THCHT	TCTR	Codice di ordinazione	K D210	$DCON_{MS}$	TD	LF	THL	NOF	PHD	BSG
UNF 1/4-28	28.00	25.00	.255 x .191	C	2BX	T100-KM100AF-1/4	★	6.5	6.35	80.0	15.6	5	5.5	DIN 2184-1/ANSI
		.984						*.255*	*.250*	*3.150*	*.614*		*.217*	
UNF 5/16-24	24.00	33.50	.318 x .238	C	2BX	T100-KM100AF-5/16	★	8.1	7.94	90.0	18.7	5	6.9	DIN 2184-1/ANSI
		1.319						*.318*	*.313*	*3.543*	*.736*		*.272*	
UNF 3/8-24	24.00	38.00	.381 x .286	C	2BX	T100-KM100AF-3/8	★	9.7	9.53	90.0	20.6	5	8.5	DIN 2184-1/ANSI
		1.496						*.381*	*.375*	*3.543*	*.811*		*.335*	
UNF 7/16-20	20.00	72.70	.323 x .242	C	2BX	T100-KM101AF-7/16	★	8.2	11.11	100.0	20.0	5	9.9	DIN 2184-1/ANSI
		2.862						*.323*	*.438*	*3.937*	*.787*		*.390*	
UNF 1/2-20	20.00	71.90	.367 x .275	C	2BX	T100-KM101AF-1/2	★	9.3	12.70	100.0	23.0	5	11.5	DIN 2184-1/ANSI
		2.831						*.367*	*.500*	*3.937*	*.906*		*.453*	
UNF 3/4-16	16.00	62.50	.590 x .442	C	2BX	T100-KM101AF-3/4	★	15.0	19.05	110.0	25.0	5	17.5	DIN 2184-1/ANSI
		2.461						*.590*	*.750*	*4.331*	*.984*		*.689*	
UNF 1/4-28	28.00	25.00	.255 x .191	E	2BX	T100-KM102AF-1/4	★	6.5	6.35	80.0	15.6	5	5.5	DIN 2184-1/ANSI
		.984						*.255*	*.250*	*3.150*	*.614*		*.217*	
UNF 3/8-24	24.00	38.00	.381 x .286	E	2BX	T100-KM102AF-3/8	★	9.7	9.53	90.0	20.6	5	8.5	DIN 2184-1/ANSI
		1.496						*.381*	*.375*	*3.543*	*.811*		*.335*	
UNF 7/16-20	20.00	72.70	.323 x .242	E	2BX	T100-KM103AF-7/16	★	8.2	11.11	100.0	20.0	5	9.9	DIN 2184-1/ANSI
		2.862						*.323*	*.438*	*3.937*	*.787*		*.390*	
UNF 1/2-20	20.00	71.90	.367 x .275	E	2BX	T100-KM103AF-1/2	★	9.3	12.70	100.0	23.0	5	11.5	DIN 2184-1/ANSI
		2.831						*.367*	*.500*	*3.937*	*.906*		*.453*	
UNF 5/8-18	18.00	55.70	.480 x .360	E	2BX	T100-KM103AF-5/8	★	12.2	15.88	100.0	23.0	5	14.5	DIN 2184-1/ANSI
		2.193						*.480*	*.625*	*3.937*	*.906*		*.571*	
UNF 3/4-16	16.00	62.50	.590 x .442	E	2BX	T100-KM103AF-3/4	★	15.0	19.05	110.0	25.0	5	17.5	DIN 2184-1/ANSI
		2.461						*.590*	*.750*	*4.331*	*.984*		*.689*	
UNF 7/8-14	14.00	75.95	.697 x .523	E	2BX	T100-KM103AF-7/8	★	17.7	22.23	125.0	25.0	5	20.4	DIN 2184-1/ANSI
		2.990						*.697*	*.875*	*4.921*	*.984*		*.803*	

C172 C157 E9 E27 C154

Maschio con scanalature diritte CoroTap™ 100

Tipo di filetto: UNF

DIN 2184-1/ANSI

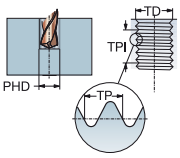

ULDR 2.5
SUBSTRATE HSS-E-PM
COATING PVD TIALN

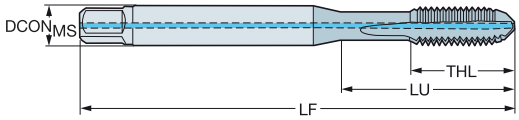

Dimensioni in mm e pollici

TDZ	TPI	LU	CZC_{MS}	THCHT	TCTR	CNSC	CXSC	Codice di ordinazione	K C210	$DCON_{MS}$	TD	LF	THL	NOF	BSG
UNF 1/4-28	28.00	25.00	.255 x .191	C	2BX	1	1	T100-KM104AF-1/4	★	6.5	6.35	80.0	15.6	5	DIN 2184-1/ANSI
		.984								*.255*	*.250*	*3.150*	*.614*		
UNF 5/16-24	24.00	33.50	.318 x .238	C	2BX	1	1	T100-KM104AF-5/16	★	8.1	7.94	90.0	18.7	5	DIN 2184-1/ANSI
		1.319								*.318*	*.313*	*3.543*	*.736*		
UNF 3/8-24	24.00	38.00	.381 x .286	C	2BX	1	1	T100-KM104AF-3/8	★	9.7	9.53	90.0	20.6	5	DIN 2184-1/ANSI
		1.496								*.381*	*.375*	*3.543*	*.811*		
UNF 7/16-20	20.00	72.70	.323 x .242	C	2BX	1	1	T100-KM105AF-7/16	★	8.2	11.11	100.0	20.0	5	DIN 2184-1/ANSI
		2.862								*.323*	*.438*	*3.937*	*.787*		
UNF 1/2-20	20.00	71.90	.367 x .275	C	2BX	1	1	T100-KM105AF-1/2	★	9.3	12.70	100.0	23.0	5	DIN 2184-1/ANSI
		2.831								*.367*	*.500*	*3.937*	*.906*		
UNF 1/4-28	28.00	25.00	.255 x .191	E	2BX	1	1	T100-KM106AF-1/4	★	6.5	6.35	80.0	15.6	5	DIN 2184-1/ANSI
		.984								*.255*	*.250*	*3.150*	*.614*		
UNF 5/16-24	24.00	33.50	.318 x .238	E	2BX	1	1	T100-KM106AF-5/16	★	8.1	7.94	90.0	18.7	5	DIN 2184-1/ANSI
		1.319								*.318*	*.313*	*3.543*	*.736*		
UNF 3/8-24	24.00	38.00	.381 x .286	E	2BX	1	1	T100-KM106AF-3/8	★	9.7	9.53	90.0	20.6	5	DIN 2184-1/ANSI
		1.496								*.381*	*.375*	*3.543*	*.811*		
UNF 7/16-20	20.00	72.70	.323 x .242	E	2BX	1	1	T100-KM107AF-7/16	★	8.2	11.11	100.0	20.0	5	DIN 2184-1/ANSI
		2.862								*.323*	*.438*	*3.937*	*.787*		
UNF 1/2-20	20.00	71.90	.367 x .275	E	2BX	1	1	T100-KM107AF-1/2	★	9.3	12.70	100.0	23.0	5	DIN 2184-1/ANSI
		2.831								*.367*	*.500*	*3.937*	*.906*		
UNF 1/4-28	28.00	25.00	.255 x .191	C	2BX	1	2	T100-KM108AF-1/4	★	6.5	6.35	80.0	15.6	5	DIN 2184-1/ANSI
		.984								*.255*	*.250*	*3.150*	*.614*		
UNF 5/16-24	24.00	33.50	.318 x .238	C	2BX	1	2	T100-KM108AF-5/16	★	8.1	7.94	90.0	18.7	5	DIN 2184-1/ANSI
		1.319								*.318*	*.313*	*3.543*	*.736*		
UNF 3/8-24	24.00	38.00	.381 x .286	C	2BX	1	2	T100-KM108AF-3/8	★	9.7	9.53	90.0	20.6	5	DIN 2184-1/ANSI
		1.496								*.381*	*.375*	*3.543*	*.811*		
UNF 7/16-20	20.00	72.70	.323 x .242	C	2BX	1	2	T100-KM109AF-7/16	★	8.2	11.11	100.0	20.0	5	DIN 2184-1/ANSI
		2.862								*.323*	*.438*	*3.937*	*.787*		
UNF 1/2-20	20.00	71.90	.367 x .275	C	2BX	1	2	T100-KM109AF-1/2	★	9.3	12.70	100.0	23.0	5	DIN 2184-1/ANSI
		2.831								*.367*	*.500*	*3.937*	*.906*		

CXSC 1 = uscita refrigerante assiale concentrica
CXSC 2 = uscita refrigerante radiale

C172 C157 E9 E27 E28 C154

SANDVIK Coromant

ITA

Maschio con scanalature diritte CoroTap™ 100

Tipo di filetto: G

DIN 5156

ULDR 2.0
SUBSTRATE HSS-E
COATING PVD FEN

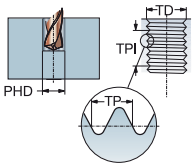

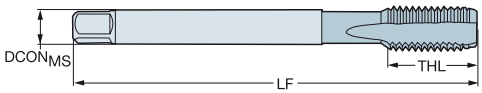

K

Dimensioni in mm e pollici

TDZ	TPI	LU	CZC_{MS}	THCHT	TCTR	Codice di ordinazione	$DCON_{MS}$	TD	LF	THL	NOF	BSG
G 1/8-28	28.00	67.00	7.00 x 5.50	C	NORMAL	E4161/8	7.0	9.73	90.0	20.0	4	DIN 5156
		2.638					*.276*	*.383*	*3.543*	*.787*		
G 1/4-19	19.00	71.00	11.00 x 9.00	C	NORMAL	E4161/4	11.0	13.16	100.0	21.0	4	DIN 5156
		2.795					*.433*	*.518*	*3.937*	*.827*		
G 3/8-19	19.00	58.00	12.00 x 9.00	C	NORMAL	E4163/8	12.0	16.66	100.0	21.0	5	DIN 5156
		2.283					*.472*	*.656*	*3.937*	*.827*		
G 1/2-14	14.00	80.00	16.00 x 12.00	C	NORMAL	E4161/2	16.0	20.96	125.0	24.0	5	DIN 5156
		3.150					*.630*	*.825*	*4.921*	*.945*		
G 3/4-14	14.00	77.00	20.00 x 16.00	C	NORMAL	E4163/4	20.0	26.44	140.0	28.0	6	DIN 5156
		3.032					*.787*	*1.041*	*5.512*	*1.102*		
G 1"-11	11.00	93.00	25.00 x 20.00	C	NORMAL	E4161	25.0	33.25	160.0	30.0	6	DIN 5156
		3.661					*.984*	*1.309*	*6.299*	*1.181*		

C172 C157 E9 C154

CoroTap™ 200

Applicazioni

- Solo per fori passanti
- Disponibili con varie forme di filetti e standard
- Fino a 3xD in base al materiale

O C

Vantaggi e caratteristiche

- Smusso B (filetti 3.5-5) per elevata sicurezza di processo
- Trattamento dei taglienti per ridurre forza assiale e momento torcente, rendere più fluido il funzionamento dell'utensile, ridurre il rischio di scheggiatura del tagliente e, infine, migliorare finitura superficiale, durata utensile e formazione truciolo
- Maschi di acciaio sinterizzato ad alta velocità per maggiore robustezza, resistenza all'usura e durata utensile
- Disponibilità di rivestimenti e qualità differenti

- Maschi con imbocco corretto rettificato
- Spingono i trucioli in avanti
- Utilizzati per fori passanti

www.sandvik.coromant.com/corotap200

CoroChuck™ 970, vedere il catalogo degli utensili rotanti.

ITA

CoroTap™ 200, maschio con imbocco corretto

Tipo di filetto: metrico

C-DIN371, DIN 371, DIN 376

ULDR 2.5
SUBSTRATE HSS-E-PM
COATING PVD TIALN

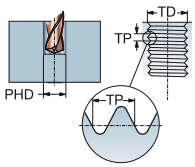

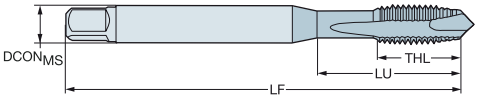

P
30–48 HRC

Dimensioni in mm e pollici

TDZ	TP	LU	CZC_{MS}	THCHT	TCTR	Codice di ordinazione	$DCON_{MS}$	TD	LF	THL	NOF	BSG
M 3	0.50	12.00	4.50 x 3.40	B	6H	E324M3	4.5	3.00	63.0	12.0	3	C-DIN 371
		.472					*.177*	*.118*	*2.480*	*.472*		
M 4	0.70	13.00	6.00 x 4.90	B	6H	E324M4	6.0	4.00	70.0	13.0	3	C-DIN 371
		.512					*.236*	*.157*	*2.756*	*.512*		
M 5	0.80	15.00	6.00 x 4.90	B	6H	E324M5	6.0	5.00	80.0	15.0	3	C-DIN 371
		.591					*.236*	*.197*	*3.150*	*.591*		
M 6	1.00	18.00	8.00 x 6.20	B	6H	E324M6	8.0	6.00	90.0	18.0	3	C-DIN 371
		.709					*.315*	*.236*	*3.543*	*.709*		
M 8	1.25	20.00	10.00 x 8.00	B	6H	E324M8	10.0	8.00	100.0	20.0	3	C-DIN 371
		.787					*.394*	*.315*	*3.937*	*.787*		
M 10	1.50	39.00	10.00 x 8.00	B	6H	E324M10	10.0	10.00	100.0	20.0	3	DIN 371
		1.535					*.394*	*.394*	*3.937*	*.787*		
M 12	1.75	83.00	9.00 x 7.00	B	6H	E326M12	9.0	12.00	110.0	23.0	4	DIN 376
		3.268					*.354*	*.472*	*4.331*	*.906*		
M 14	2.00	81.00	11.00 x 9.00	B	6H	E326M14	11.0	14.00	110.0	25.0	4	DIN 376
		3.189					*.433*	*.551*	*4.331*	*.984*		
M 16	2.00	68.00	12.00 x 9.00	B	6H	E326M16	12.0	16.00	110.0	25.0	4	DIN 376
		2.677					*.472*	*.630*	*4.331*	*.984*		
M 18	2.50	81.00	14.00 x 11.00	B	6H	E326M18	14.0	18.00	125.0	30.0	4	DIN 376
		3.189					*.551*	*.709*	*4.921*	*1.181*		
M 20	2.50	95.00	16.00 x 12.00	B	6H	E326M20	16.0	20.00	140.0	30.0	4	DIN 376
		3.740					*.630*	*.787*	*5.512*	*1.181*		

C174 C157 E9 C154

CoroTap™ 200, maschio con imbocco corretto

Tipo di filetto: metrico

C-DIN/ANSI, DIN/ANSI

ULDR 2.5
SUBSTRATE HSS-E-PM
COATING PVD TIALN

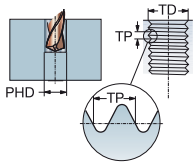

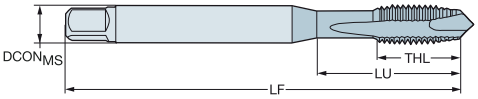

P
30–48 HRC

Dimensioni in mm e pollici

TDZ	TP	LU	CZC$_{MS}$	THCHT	TCTR	Codice di ordinazione	DCON$_{MS}$	TD	LF	THL	NOF	BSG
M 3	0.50	13.00	.168 x .131	B	6H	E854M3	4.3	3.00	63.0	14.7	3	C-DIN/ANSI
		.512					*.168*	*.118*	*2.480*	*.579*		
M 4	0.70	15.10	.194 x .152	B	6H	E854M4	4.9	4.00	70.0	15.1	3	C-DIN/ANSI
		.594					*.194*	*.157*	*2.756*	*.594*		
M 5	0.80	17.00	.255 x .191	B	6H	E854M5	6.5	5.00	80.0	17.0	3	C-DIN/ANSI
		.669					*.255*	*.197*	*3.150*	*.669*		
M 6	1.00	20.20	.318 x .238	B	6H	E854M6	8.1	6.00	90.0	20.2	3	C-DIN/ANSI
		.795					*.318*	*.236*	*3.543*	*.795*		
M 8	1.25	20.00	.381 x .286	B	6H	E854M8	9.7	8.00	100.0	22.8	3	C-DIN/ANSI
		.787					*.381*	*.315*	*3.937*	*.898*		
M 10	1.50	37.80	.381 x .286	B	6H	E854M10	9.7	10.00	100.0	20.0	3	C-DIN/ANSI
		1.488					*.381*	*.394*	*3.937*	*.787*		
M 12	1.75	86.02	.367 x .275	B	6H	E854M12	9.3	12.00	110.0	23.0	4	DIN/ANSI
		3.386					*.367*	*.472*	*4.331*	*.906*		
M 14	2.00	84.82	.429 x .322	B	6H	E854M14	10.9	14.00	110.0	23.0	4	DIN/ANSI
		3.339					*.429*	*.551*	*4.331*	*.906*		
M 16	2.00	70.86	.480 x .360	B	6H	E854M16	12.2	16.00	110.0	23.0	4	DIN/ANSI
		2.790					*.480*	*.630*	*4.331*	*.906*		
M 18	2.50	84.69	.542 x .406	B	6H	E854M18	13.8	18.00	125.0	30.0	4	DIN/ANSI
		3.334					*.542*	*.709*	*4.921*	*1.181*		
M 20	2.50	97.58	.652 x .489	B	6H	E854M20	16.6	20.00	140.0	30.0	4	DIN/ANSI
		3.842					*.652*	*.787*	*5.512*	*1.181*		

C174 C157 E9 C154

SANDVIK Coromant

ITA

CoroTap™ 200, maschio con imbocco corretto

Tipo di filetto: metrico

DIN 371, DIN 376

ULDR 3.0
SUBSTRATE HSS-E-PM
COATING PVD TIALN

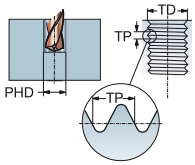

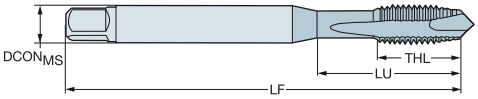

P
≤350HB

Dimensioni in mm e pollici

TDZ	TP	LU	CZC$_{MS}$	THCHT	TCTR	Codice di ordinazione	DCON$_{MS}$	TD	LF	THL	NOF	BSG
M 1	0.25	20.00	2.50 x 2.10	B	5HX	EP03PM1	2.5	1.00	40.0	5.0	2	DIN 371
		.787					*.098*	*.039*	*1.575*	*.197*		
M 1.2	0.25	20.00	2.50 x 2.10	B	5HX	EP03PM1.2	2.5	1.20	40.0	5.0	2	DIN 371
		.787					*.098*	*.047*	*1.575*	*.197*		
M 1.4	0.30	20.00	2.50 x 2.10	B	5HX	EP03PM1.4	2.5	1.40	40.0	6.5	2	DIN 371
		.787					*.098*	*.055*	*1.575*	*.256*		
M 1.6	0.35	20.00	2.50 x 2.10	B	6HX	EP03PM1.6	2.5	1.60	40.0	7.0	2	DIN 371
		.787					*.098*	*.063*	*1.575*	*.276*		
M 1.8	0.35	20.00	2.50 x 2.10	B	6HX	EP03PM1.8	2.5	1.80	40.0	7.0	2	DIN 371
		.787					*.098*	*.071*	*1.575*	*.276*		
M 2	0.40	9.00	2.80 x 2.10	B	6HX	EP03PM2	2.8	2.00	45.0	6.0	2	DIN 371
		.354					*.110*	*.079*	*1.772*	*.236*		
M 2.2	0.45	12.00	2.80 x 2.10	B	6HX	EP03PM2.2	2.8	2.20	45.0	7.0	2	DIN 371
		.472					*.110*	*.087*	*1.772*	*.276*		
M 2.3	0.40	12.00	2.80 x 2.10	B	6HX	EP03PM2.3	2.8	2.30	45.0	7.0	2	DIN 371
		.472					*.110*	*.091*	*1.772*	*.276*		
M 2.5	0.45	12.50	2.80 x 2.10	B	6HX	EP03PM2.5	2.8	2.50	50.0	8.0	2	DIN 371
		.492					*.110*	*.098*	*1.969*	*.315*		
M 3	0.50	18.00	3.50 x 2.70	B	6HX	EP03PM3	3.5	3.00	56.0	8.9	3	DIN 371
		.709					*.138*	*.118*	*2.205*	*.350*		
M 3.5	0.60	20.00	4.00 x 3.00	B	6HX	EP03PM3.5	4.0	3.50	56.0	10.8	3	DIN 371
		.787					*.157*	*.138*	*2.205*	*.425*		
M 4	0.70	21.00	4.50 x 3.40	B	6HX	EP03PM4	4.5	4.00	63.0	11.7	3	DIN 371
		.827					*.177*	*.157*	*2.480*	*.461*		
M 4	0.70	43.00	2.80 x 2.10	B	6HX	EP03PM4DIN376	2.8	4.00	63.0	12.0	3	DIN 376
		1.693					*.110*	*.157*	*2.480*	*.472*		
M 5	0.80	25.00	6.00 x 4.90	B	6HX	EP03PM5	6.0	5.00	70.0	12.6	3	DIN 371
		.984					*.236*	*.197*	*2.756*	*.496*		
M 5	0.80	49.00	3.50 x 2.70	B	6HX	EP03PM5DIN376	3.5	5.00	70.0	13.2	3	DIN 376
		1.929					*.138*	*.197*	*2.756*	*.520*		
M 6	1.00	30.00	6.00 x 4.90	B	6HX	EP03PM6	6.0	6.00	80.0	14.5	3	DIN 371
		1.181					*.236*	*.236*	*3.150*	*.571*		
M 6	1.00	59.00	4.50 x 3.40	B	6HX	EP03PM6DIN376	4.5	6.00	80.0	15.1	3	DIN 376
		2.323					*.177*	*.236*	*3.150*	*.594*		
M 7	1.00	30.00	7.00 x 5.50	B	6HX	EP03PM7	7.0	7.00	80.0	14.5	3	DIN 371
		1.181					*.276*	*.276*	*3.150*	*.571*		
M 8	1.25	35.00	8.00 x 6.20	B	6HX	EP03PM8	8.0	8.00	90.0	17.4	3	DIN 371
		1.378					*.315*	*.315*	*3.543*	*.685*		
M 8	1.25	67.00	6.00 x 4.90	B	6HX	EP03PM8DIN376	6.0	8.00	90.0	18.0	3	DIN 376
		2.638					*.236*	*.315*	*3.543*	*.709*		
M 10	1.50	39.00	10.00 x 8.00	B	6HX	EP03PM10	10.0	10.00	100.0	19.2	3	DIN 371
		1.535					*.394*	*.394*	*3.937*	*.756*		
M 10	1.50	77.00	7.00 x 5.50	B	6HX	EP03PM10DIN376	7.0	10.00	100.0	19.8	3	DIN 376
		3.032					*.276*	*.394*	*3.937*	*.780*		
M 12	1.75	83.00	9.00 x 7.00	B	6HX	EP03PM12	9.0	12.00	110.0	23.0	4	DIN 376
		3.268					*.354*	*.472*	*4.331*	*.906*		
M 14	2.00	81.00	11.00 x 9.00	B	6HX	EP03PM14	11.0	14.00	110.0	25.0	4	DIN 376
		3.189					*.433*	*.551*	*4.331*	*.984*		
M 16	2.00	68.00	12.00 x 9.00	B	6HX	EP03PM16	12.0	16.00	110.0	25.0	4	DIN 376
		2.677					*.472*	*.630*	*4.331*	*.984*		
M 18	2.50	81.00	14.00 x 11.00	B	6HX	EP03PM18	14.0	18.00	125.0	30.0	4	DIN 376
		3.189					*.551*	*.709*	*4.921*	*1.181*		
M 20	2.50	95.00	16.00 x 12.00	B	6HX	EP03PM20	16.0	20.00	140.0	30.0	4	DIN 376
		3.740					*.630*	*.787*	*5.512*	*1.181*		

C174 C157 E9 C154

CoroTap™ 200, maschio con imbocco corretto

Tipo di filetto: metrico

DIN 371, DIN 376

ULDR 3.0
SUBSTRATE HSS-E-PM
COATING PVD TIALN

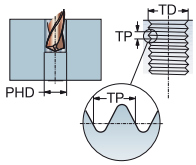

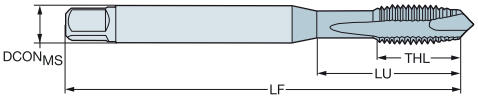

P
≤350HB

Dimensioni in mm e pollici

TDZ	TP	LU	CZC_{MS}	THCHT	TCTR	Codice di ordinazione	$DCON_{MS}$	TD	LF	THL	NOF	BSG
M 22	2.50	93.00	18.00 x 14.50	B	6HX	EP03PM22	18.0	22.00	140.0	34.0	4	DIN 376
		3.661					*.709*	*.866*	*5.512*	*1.339*		
M 24	3.00	113.00	18.00 x 14.50	B	6HX	EP03PM24	18.0	24.00	160.0	38.0	4	DIN 376
		4.449					*.709*	*.945*	*6.299*	*1.496*		
M 27	3.00	97.00	20.00 x 16.00	B	6HX	EP03PM27	20.0	27.00	160.0	38.0	4	DIN 376
		3.819					*.787*	*1.063*	*6.299*	*1.496*		
M 30	3.50	115.00	22.00 x 18.00	B	6HX	EP03PM30	22.0	30.00	180.0	45.0	4	DIN 376
		4.528					*.866*	*1.181*	*7.087*	*1.772*		

C174 C157 E9 C154

ITA

CoroTap™ 200, maschio con imbocco corretto

Tipo di filetto: metrico

DIN 371, DIN 376

ULDR 3.0
SUBSTRATE HSS-E-PM
COATING PVD TIALN

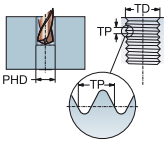

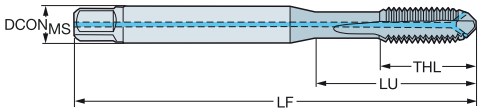

P
≤350HB

Dimensioni in mm e pollici

TDZ	TP	LU	CZC$_{MS}$	THCHT	TCTR	CNSC	CXSC	Codice di ordinazione	DCON$_{MS}$	TD	LF	THL	NOF	BSG
M 4	0.70	21.00	4.50 x 3.40	B	6HX	1	2	EP09PM4	4.5	4.00	63.0	11.7	3	DIN 371
		.827							*.177*	*.157*	*2.480*	*.461*		
M 5	0.80	25.00	6.00 x 4.90	B	6HX	1	2	EP09PM5	6.0	5.00	70.0	12.6	3	DIN 371
		.984							*.236*	*.197*	*2.756*	*.496*		
M 6	1.00	30.00	6.00 x 4.90	B	6HX	1	2	EP09PM6	6.0	6.00	80.0	14.5	3	DIN 371
		1.181							*.236*	*.236*	*3.150*	*.571*		
M 8	1.25	35.00	8.00 x 6.20	B	6HX	1	2	EP09PM8	8.0	8.00	90.0	17.4	3	DIN 371
		1.378							*.315*	*.315*	*3.543*	*.685*		
M 10	1.50	39.00	10.00 x 8.00	B	6HX	1	2	EP09PM10	10.0	10.00	100.0	19.2	3	DIN 371
		1.535							*.394*	*.394*	*3.937*	*.756*		
M 12	1.75	83.00	9.00 x 7.00	B	6HX	1	2	EP09PM12	9.0	12.00	110.0	23.0	4	DIN 376
		3.268							*.354*	*.472*	*4.331*	*.906*		
M 14	2.00	81.00	11.00 x 9.00	B	6HX	1	2	EP09PM14	11.0	14.00	110.0	25.0	4	DIN 376
		3.189							*.433*	*.551*	*4.331*	*.984*		
M 16	2.00	68.00	12.00 x 9.00	B	6HX	1	2	EP09PM16	12.0	16.00	110.0	25.0	4	DIN 376
		2.677							*.472*	*.630*	*4.331*	*.984*		
M 18	2.50	81.00	14.00 x 11.00	B	6HX	1	2	EP09PM18	14.0	18.00	125.0	30.0	4	DIN 376
		3.189							*.551*	*.709*	*4.921*	*1.181*		
M 20	2.50	95.00	16.00 x 12.00	B	6HX	1	2	EP09PM20	16.0	20.00	140.0	30.0	4	DIN 376
		3.740							*.630*	*.787*	*5.512*	*1.181*		
M 22	2.50	93.00	18.00 x 14.50	B	6HX	1	2	EP09PM22	18.0	22.00	140.0	34.0	4	DIN 376
		3.661							*.709*	*.866*	*5.512*	*1.339*		
M 24	3.00	113.00	18.00 x 14.50	B	6HX	1	2	EP09PM24	18.0	24.00	160.0	38.0	4	DIN 376
		4.449							*.709*	*.945*	*6.299*	*1.496*		
M 30	3.50	115.00	22.00 x 18.00	B	6HX	1	2	EP09PM30	22.0	30.00	180.0	45.0	4	DIN 376
		4.528							*.866*	*1.181*	*7.087*	*1.772*		

CXSC 2 = uscita refrigerante radiale

C174 C157 E9 E28 C154

CoroTap™ 200, maschio con imbocco corretto

Tipo di filetto: metrico

DIN/ANSI

ULDR 3.0
SUBSTRATE HSS-E-PM
COATING PVD TIALN

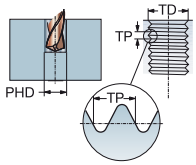

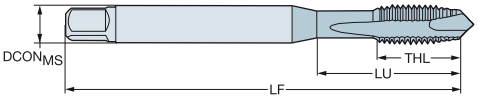

P
≤350HB

Dimensioni in mm e pollici

TDZ	TP	LU	CZC_{MS}	THCHT	TCTR	Codice di ordinazione	$DCON_{MS}$	TD	LF	THL	NOF	BSG
M 3	0.50	17.74	.141 x .110	B	6HX	EP03PAM3	3.6	3.00	56.0	9.0	3	DIN/ANSI
		.698					*.141*	*.118*	*2.205*	*.354*		
M 4	0.70	16.58	.168 x .131	B	6HX	EP03PAM4	4.3	4.00	63.0	13.0	3	DIN/ANSI
		.653					*.168*	*.157*	*2.480*	*.512*		
M 5	0.80	21.42	.194 x .152	B	6HX	EP03PAM5	4.9	5.00	70.0	14.0	3	DIN/ANSI
		.843					*.194*	*.197*	*2.756*	*.551*		
M 6	1.00	25.59	.255 x .191	B	6HX	EP03PAM6	6.5	6.00	80.0	15.0	3	DIN/ANSI
		1.007					*.255*	*.236*	*3.150*	*.591*		
M 8	1.25	30.20	.318 x .238	B	6HX	EP03PAM8	8.1	8.00	90.0	18.0	3	DIN/ANSI
		1.189					*.318*	*.315*	*3.543*	*.709*		
M 10	1.50	32.80	.381 x .286	B	6HX	EP03PAM10	9.7	10.00	100.0	20.0	3	DIN/ANSI
		1.292					*.381*	*.394*	*3.937*	*.787*		
M 12	1.75	86.02	.367 x .275	B	6HX	EP03PAM12	9.3	12.00	110.0	23.0	4	DIN/ANSI
		3.386					*.367*	*.472*	*4.331*	*.906*		
M 14	2.00	84.82	.429 x .322	B	6HX	EP03PAM14	10.9	14.00	110.0	23.0	4	DIN/ANSI
		3.339					*.429*	*.551*	*4.331*	*.906*		
M 16	2.00	70.86	.480 x .360	B	6HX	EP03PAM16	12.2	16.00	110.0	23.0	4	DIN/ANSI
		2.790					*.480*	*.630*	*4.331*	*.906*		
M 18	2.50	84.69	.542 x .406	B	6HX	EP03PAM18	13.8	18.00	125.0	30.0	4	DIN/ANSI
		3.334					*.542*	*.709*	*4.921*	*1.181*		
M 20	2.50	97.58	.652 x .489	B	6HX	EP03PAM20	16.6	20.00	140.0	30.0	4	DIN/ANSI
		3.842					*.652*	*.787*	*5.512*	*1.181*		
M 24	3.00	101.60	.760 x .570	B	6HX	EP03PAM24	19.3	24.00	160.0	36.0	4	DIN/ANSI
		4.000					*.760*	*.945*	*6.299*	*1.417*		

C174 C157 E9 C154

ITA

CoroTap™ 200, maschio con imbocco corretto

Tipo di filetto: metrico

DIN 371, DIN 376

ULDR 2.5
SUBSTRATE HSS-E
COATING PVD FEN

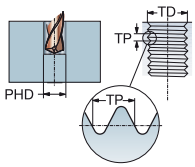

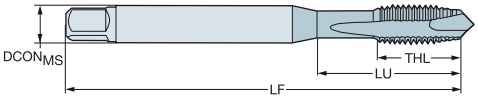

M

Dimensioni in mm e pollici

TDZ	TP	LU	CZC_{MS}	THCHT	TCTR	Codice di ordinazione	$DCON_{MS}$	TD	LF	THL	NOF	BSG
M 3	0.50	18.00	3.50 x 2.70	B	6H	E344M3	3.5	3.00	56.0	8.9	3	DIN 371
		.709					*.138*	*.118*	*2.205*	*.350*		
M 4	0.70	21.00	4.50 x 3.40	B	6H	E344M4	4.5	4.00	63.0	11.7	3	DIN 371
		.827					*.177*	*.157*	*2.480*	*.461*		
M 5	0.80	25.00	6.00 x 4.90	B	6H	E344M5	6.0	5.00	70.0	12.6	3	DIN 371
		.984					*.236*	*.197*	*2.756*	*.496*		
M 6	1.00	30.00	6.00 x 4.90	B	6H	E344M6	6.0	6.00	80.0	14.5	3	DIN 371
		1.181					*.236*	*.236*	*3.150*	*.571*		
M 8	1.25	35.00	8.00 x 6.20	B	6H	E344M8	8.0	8.00	90.0	17.4	3	DIN 371
		1.378					*.315*	*.315*	*3.543*	*.685*		
M 10	1.50	39.00	10.00 x 8.00	B	6H	E344M10	10.0	10.00	100.0	19.2	3	DIN 371
		1.535					*.394*	*.394*	*3.937*	*.756*		
M 12	1.75	83.00	9.00 x 7.00	B	6H	E345M12	9.0	12.00	110.0	23.0	4	DIN 376
		3.268					*.354*	*.472*	*4.331*	*.906*		
M 14	2.00	81.00	11.00 x 9.00	B	6H	E345M14	11.0	14.00	110.0	25.0	4	DIN 376
		3.189					*.433*	*.551*	*4.331*	*.984*		
M 16	2.00	68.00	12.00 x 9.00	B	6H	E345M16	12.0	16.00	110.0	25.0	4	DIN 376
		2.677					*.472*	*.630*	*4.331*	*.984*		
M 18	2.50	81.00	14.00 x 11.00	B	6H	E345M18	14.0	18.00	125.0	30.0	4	DIN 376
		3.189					*.551*	*.709*	*4.921*	*1.181*		
M 20	2.50	95.00	16.00 x 12.00	B	6H	E345M20	16.0	20.00	140.0	30.0	4	DIN 376
		3.740					*.630*	*.787*	*5.512*	*1.181*		
M 24	3.00	113.00	18.00 x 14.50	B	6H	E345M24	18.0	24.00	160.0	38.0	4	DIN 376
		4.449					*.709*	*.945*	*6.299*	*1.496*		
M 30	3.50	115.00	22.00 x 18.00	B	6H	E345M30	22.0	30.00	180.0	45.0	4	DIN 376
		4.528					*.866*	*1.181*	*7.087*	*1.772*		

C174 C157 E9 C154

CoroTap™ 200, maschio con imbocco corretto

Tipo di filetto: metrico

DIN 371, DIN 376

ULDR 2.5
SUBSTRATE HSS-E
COATING PVD TICN

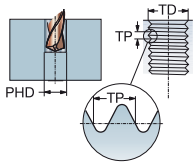

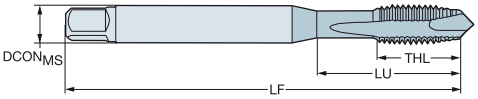

M

Dimensioni in mm e pollici

TDZ	TP	LU	CZC_{MS}	THCHT	TCTR	Codice di ordinazione	$DCON_{MS}$	TD	LF	THL	NOF	BSG
M 1	0.25	20.00	2.50 x 2.10	B	5HX	E454M1	2.5	1.00	40.0	5.0	2	DIN 371
		.787					*.098*	*.039*	*1.575*	*.197*		
M 1.2	0.25	20.00	2.50 x 2.10	B	5HX	E454M1.2	2.5	1.20	40.0	5.0	2	DIN 371
		.787					*.098*	*.047*	*1.575*	*.197*		
M 1.4	0.30	20.00	2.50 x 2.10	B	5HX	E454M1.4	2.5	1.40	40.0	6.5	2	DIN 371
		.787					*.098*	*.055*	*1.575*	*.256*		
M 1.6	0.35	20.00	2.50 x 2.10	B	6H	E454M1.6	2.5	1.60	40.0	7.0	2	DIN 371
		.787					*.098*	*.063*	*1.575*	*.276*		
M 1.8	0.35	20.00	2.50 x 2.10	B	6H	E454M1.8	2.5	1.80	40.0	7.0	2	DIN 371
		.787					*.098*	*.071*	*1.575*	*.276*		
M 2	0.40	9.00	2.80 x 2.10	B	6H	E454M2	2.8	2.00	45.0	6.0	2	DIN 371
		.354					*.110*	*.079*	*1.772*	*.236*		
M 2.2	0.45	12.00	2.80 x 2.10	B	6H	E454M2.2	2.8	2.20	45.0	7.0	2	DIN 371
		.472					*.110*	*.087*	*1.772*	*.276*		
M 2.3	0.40	12.00	2.80 x 2.10	B	6H	E454M2.3	2.8	2.30	45.0	7.0	2	DIN 371
		.472					*.110*	*.091*	*1.772*	*.276*		
M 2.5	0.45	12.50	2.80 x 2.10	B	6H	E454M2.5	2.8	2.50	50.0	8.0	2	DIN 371
		.492					*.110*	*.098*	*1.969*	*.315*		
M 2.6	0.45	12.50	2.80 x 2.10	B	6H	E454M2.6	2.8	2.60	50.0	8.0	2	DIN 371
		.492					*.110*	*.102*	*1.969*	*.315*		
M 3	0.50	18.00	3.50 x 2.70	B	6H	E454M3	3.5	3.00	56.0	8.9	3	DIN 371
		.709					*.138*	*.118*	*2.205*	*.350*		
M 4	0.70	21.00	4.50 x 3.40	B	6H	E454M4	4.5	4.00	63.0	11.7	3	DIN 371
		.827					*.177*	*.157*	*2.480*	*.461*		
M 5	0.80	25.00	6.00 x 4.90	B	6H	E454M5	6.0	5.00	70.0	12.6	3	DIN 371
		.984					*.236*	*.197*	*2.756*	*.496*		
M 6	1.00	30.00	6.00 x 4.90	B	6H	E454M6	6.0	6.00	80.0	14.5	3	DIN 371
		1.181					*.236*	*.236*	*3.150*	*.571*		
M 8	1.25	35.00	8.00 x 6.20	B	6H	E454M8	8.0	8.00	90.0	17.4	3	DIN 371
		1.378					*.315*	*.315*	*3.543*	*.685*		
M 10	1.50	39.00	10.00 x 8.00	B	6H	E454M10	10.0	10.00	100.0	19.2	3	DIN 371
		1.535					*.394*	*.394*	*3.937*	*.756*		
M 12	1.75	83.00	9.00 x 7.00	B	6H	E455M12	9.0	12.00	110.0	23.0	4	DIN 376
		3.268					*.354*	*.472*	*4.331*	*.906*		
M 14	2.00	81.00	11.00 x 9.00	B	6H	E455M14	11.0	14.00	110.0	25.0	4	DIN 376
		3.189					*.433*	*.551*	*4.331*	*.984*		
M 16	2.00	68.00	12.00 x 9.00	B	6H	E455M16	12.0	16.00	110.0	25.0	4	DIN 376
		2.677					*.472*	*.630*	*4.331*	*.984*		
M 18	2.50	81.00	14.00 x 11.00	B	6H	E455M18	14.0	18.00	125.0	30.0	4	DIN 376
		3.189					*.551*	*.709*	*4.921*	*1.181*		
M 20	2.50	95.00	16.00 x 12.00	B	6H	E455M20	16.0	20.00	140.0	30.0	4	DIN 376
		3.740					*.630*	*.787*	*5.512*	*1.181*		

C174 C157 E9 C154

SANDVIK Coromant

ITA

CoroTap™ 200, maschio con imbocco corretto

Tipo di filetto: metrico

DIN/ANSI

ULDR 2.5
SUBSTRATE HSS-E-PM
COATING PVD TIALN+WCC

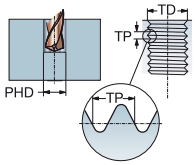

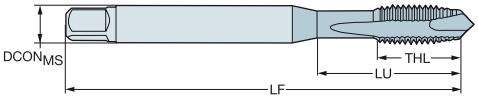

M

							Dimensioni in mm e pollici					
TDZ	TP	LU	CZC_{MS}	THCHT	TCTR	**Codice di ordinazione**	$DCON_{MS}$	TD	LF	THL	NOF	BSG
M 4	0.70	16.58	.168 x .131	B	6H	**E852M4**	4.3	4.00	63.0	13.0	3	DIN/ANSI
		.653					*.168*	*.157*	*2.480*	*.512*		
M 5	0.80	21.42	.194 x .152	B	6H	**E852M5**	4.9	5.00	70.0	14.0	3	DIN/ANSI
		.843					*.194*	*.197*	*2.756*	*.551*		
M 6	1.00	25.59	.255 x .191	B	6H	**E852M6**	6.5	6.00	80.0	15.0	3	DIN/ANSI
		1.007					*.255*	*.236*	*3.150*	*.591*		
M 8	1.25	30.20	.318 x .238	B	6H	**E852M8**	8.1	8.00	90.0	18.0	3	DIN/ANSI
		1.189					*.318*	*.315*	*3.543*	*.709*		
M 10	1.50	32.80	.381 x .286	B	6H	**E852M10**	9.7	10.00	100.0	20.0	3	DIN/ANSI
		1.292					*.381*	*.394*	*3.937*	*.787*		
M 12	1.75	86.02	.367 x .275	B	6H	**E852M12**	9.3	12.00	110.0	23.0	4	DIN/ANSI
		3.386					*.367*	*.472*	*4.331*	*.906*		
M 16	2.00	70.86	.480 x .360	B	6H	**E852M16**	12.2	16.00	110.0	23.0	4	DIN/ANSI
		2.790					*.480*	*.630*	*4.331*	*.906*		
M 18	2.50	84.69	.542 x .406	B	6H	**E852M18**	13.8	18.00	125.0	30.0	4	DIN/ANSI
		3.334					*.542*	*.709*	*4.921*	*1.181*		

C174 C157 E9 C154

CoroTap™ 200, maschio con imbocco corretto

Tipo di filetto: metrico

DIN 371, DIN 376

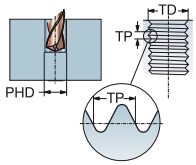

ULDR 2.0
SUBSTRATE HSS-E-PM
COATING PVD TICN

Per leghe di nichel

							S	Dimensioni in mm e pollici						
TDZ	TP	LU	CZC_{MS}	THCHT	TCTR	Codice di ordinazione	D115	$DCON_{MS}$	TD	LF	THL	NOF	PHD	BSG
M 3	0.50	15.00	3.50 x 2.70	B	6H	T200-SD100DA-M3	★	3.5	3.00	55.6	15.0	3	2.5	DIN 371
		.591						*.138*	*.118*	*2.191*	*.591*		*.098*	
M 4	0.70	20.00	4.50 x 3.40	B	6H	T200-SD100DA-M4	★	4.5	4.00	62.5	20.0	3	3.3	DIN 371
		.787						*.177*	*.157*	*2.461*	*.787*		*.130*	
M 5	0.80	25.00	6.00 x 4.90	B	6H	T200-SD100DA-M5	★	6.0	5.00	69.4	25.0	3	4.2	DIN 371
		.984						*.236*	*.197*	*2.733*	*.984*		*.165*	
M 6	1.00	30.00	6.00 x 4.90	B	6H	T200-SD100DA-M6	★	6.0	6.00	79.3	30.0	3	5.0	DIN 371
		1.181						*.236*	*.236*	*3.122*	*1.181*		*.197*	
M 8	1.25	40.00	8.00 x 6.20	B	6H	T200-SD100DA-M8	★	8.0	8.00	89.2	40.0	3	6.8	DIN 371
		1.575						*.315*	*.315*	*3.511*	*1.575*		*.268*	
M 10	1.50	50.00	10.00 x 8.00	B	6H	T200-SD100DA-M10	★	10.0	10.00	99.0	50.0	3	8.5	DIN 371
		1.969						*.394*	*.394*	*3.896*	*1.969*		*.335*	
M 12	1.75	67.85	9.00 x 7.00	B	6H	T200-SD100DA-M12	★	9.0	12.00	109.7	23.0	4	10.2	DIN 376
		2.671						*.354*	*.472*	*4.317*	*.906*		*.402*	
M 14	2.00	66.20	11.00 x 9.00	B	6H	T200-SD100DA-M14	★	11.0	14.00	110.0	25.0	4	12.0	DIN 376
		2.606						*.433*	*.551*	*4.331*	*.984*		*.472*	
M 16	2.00	66.20	12.00 x 9.00	B	6H	T200-SD100DA-M16	★	12.0	16.00	110.0	25.0	4	14.0	DIN 376
		2.606						*.472*	*.630*	*4.331*	*.984*		*.551*	
M 18	2.50	79.20	14.00 x 11.00	B	6H	T200-SD100DA-M18	★	14.0	18.00	125.0	30.0	4	15.5	DIN 376
		3.118						*.551*	*.709*	*4.921*	*1.181*		*.610*	
M 20	2.50	93.20	16.00 x 12.00	B	6H	T200-SD100DA-M20	★	16.0	20.00	140.0	30.0	4	17.5	DIN 376
		3.669						*.630*	*.787*	*5.512*	*1.181*		*.689*	

C174 C157 E9 E27 C154

SANDVIK Coromant

ITA

CoroTap™ 200, maschio con imbocco corretto

Tipo di filetto: metrico

DIN 371, DIN 376



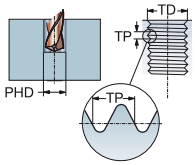

ULDR 2.0
SUBSTRATE HSS-E-PM
COATING PVD ALCRN

Per leghe di titanio

							S	Dimensioni in mm e pollici						
TDZ	TP	LU	CZC_{MS}	THCHT	TCTR	Codice di ordinazione	D115	$DCON_{MS}$	TD	LF	THL	NOF	PHD	BSG
M 2	0.40	8.00	2.80 x 2.10	B	6HX	T200-SM100DA-M2	★	2.8	2.00	45.0	8.0	2	1.6	DIN 371
		.315						*.110*	*.079*	*1.772*	*.315*		*.063*	
M 2.5	0.45	9.00	2.80 x 2.10	B	6HX	T200-SM100DA-M2.5	★	2.8	2.50	50.0	9.0	2	2.1	DIN 371
		.354						*.110*	*.098*	*1.969*	*.354*		*.081*	
M 3	0.50	10.00	3.50 x 2.70	B	6HX	T200-SM100DA-M3	★	3.5	3.00	56.0	10.0	2	2.5	DIN 371
		.394						*.138*	*.118*	*2.205*	*.394*		*.098*	
M 3.5	0.60	12.00	4.00 x 3.00	B	6HX	T200-SM100DA-M3.5	★	4.0	3.50	56.0	12.0	3	2.9	DIN 371
		.472						*.157*	*.138*	*2.205*	*.472*		*.114*	
M 4	0.70	13.00	4.50 x 3.40	B	6HX	T200-SM100DA-M4	★	4.5	4.00	63.0	13.0	3	3.3	DIN 371
		.512						*.177*	*.157*	*2.480*	*.512*		*.130*	
M 5	0.80	16.00	6.00 x 4.90	B	6HX	T200-SM100DA-M5	★	6.0	5.00	70.0	16.0	3	4.2	DIN 371
		.630						*.236*	*.197*	*2.756*	*.630*		*.165*	
M 6	1.00	23.00	6.00 x 4.90	B	6HX	T200-SM100DA-M6	★	6.0	6.00	80.0	15.0	3	5.0	DIN 371
		.906						*.236*	*.236*	*3.150*	*.591*		*.197*	
M 8	1.25	29.50	8.00 x 6.20	B	6HX	T200-SM100DA-M8	★	8.0	8.00	90.0	18.0	3	6.8	DIN 371
		1.161						*.315*	*.315*	*3.543*	*.709*		*.268*	
M 10	1.50	33.50	10.00 x 8.00	B	6HX	T200-SM101DA-M10	★	10.0	10.00	100.0	20.0	3	8.5	DIN 371
		1.319						*.394*	*.394*	*3.937*	*.787*		*.335*	
M 12	1.75	83.00	9.00 x 7.00	B	6HX	T200-SM101DA-M12	★	9.0	12.00	110.0	23.0	4	10.2	DIN 376
		3.268						*.354*	*.472*	*4.331*	*.906*		*.402*	
M 16	2.00	68.00	12.00 x 9.00	B	6HX	T200-SM101DA-M16	★	12.0	16.00	110.0	25.0	4	14.0	DIN 376
		2.677						*.472*	*.630*	*4.331*	*.984*		*.551*	
M 20	2.50	95.00	16.00 x 12.00	B	6HX	T200-SM101DA-M20	★	16.0	20.00	140.0	30.0	4	17.5	DIN 376
		3.740						*.630*	*.787*	*5.512*	*1.181*		*.689*	

C174 C157 E9 E27 C154

CoroTap™ 200, maschio con imbocco corretto

Tipo di filetto: metrico

DIN 371

ULDR 3.0
SUBSTRATE HSS-E
COATING PVD ZrN - B125
UNCOAT - B150

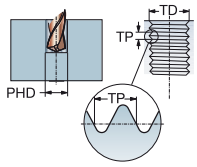

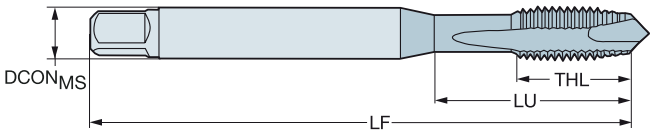

N

TDZ	TP	LU	CZC$_{MS}$	THCHT	TCTR	Codice di ordinazione	N B125	N B150	DCON$_{MS}$	TD	LF	THL	NOF	PHD	BSG
M 3	0.50	16.00	3.50 x 2.70	B	6H	T200-NM100DA-M3	★		3.5	3.00	56.0	9.0	2	2.5	DIN 371
		.630							*.138*	*.118*	*2.205*	*.354*		*.098*	
M 4	0.70	19.00	4.50 x 3.40	B	6H	T200-NM100DA-M4	★	★	4.5	4.00	63.0	12.0	2	3.3	DIN 371
		.748							*.177*	*.157*	*2.480*	*.472*		*.130*	
M 5	0.80	23.00	6.00 x 4.90	B	6H	T200-NM100DA-M5	★	★	6.0	5.00	70.0	13.0	2	4.2	DIN 371
		.906							*.236*	*.197*	*2.756*	*.512*		*.165*	
M 6	1.00	27.00	6.00 x 4.90	B	6H	T200-NM100DA-M6	★	★	6.0	6.00	80.0	15.0	3	5.0	DIN 371
		1.063							*.236*	*.236*	*3.150*	*.591*		*.197*	
M 8	1.25	28.00	8.00 x 6.20	B	6H	T200-NM100DA-M8	★	★	8.0	8.00	90.0	18.0	3	6.8	DIN 371
		1.102							*.315*	*.315*	*3.543*	*.709*		*.268*	
M 10	1.50	30.00	10.00 x 8.00	B	6H	T200-NM100DA-M10	★		10.0	10.00	100.0	20.0	3	8.5	DIN 371
		1.181							*.394*	*.394*	*3.937*	*.787*		*.335*	

Dimensioni in mm e pollici

DIN 376

ULDR 3.0
SUBSTRATE HSS-E
COATING PVD ZrN - B125
UNCOAT - B150

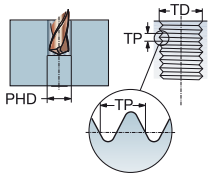

N

TDZ	TP	LU	CZC$_{MS}$	THCHT	TCTR	Codice di ordinazione	N B125	N B150	DCON$_{MS}$	TD	LF	THL	NOF	PHD	BSG
M 12	1.75	83.00	9.00 x 7.00	B	6H	T200-NM101DA-M12	★	★	9.0	12.00	110.0	23.0	3	10.2	DIN 376
		3.268							*.354*	*.472*	*4.331*	*.906*		*.402*	
M 14	2.00	81.00	11.00 x 9.00	B	6H	T200-NM101DA-M14	★		11.0	14.00	110.0	25.0	4	12.0	DIN 376
		3.189							*.433*	*.551*	*4.331*	*.984*		*.472*	
M 16	2.00	68.00	12.00 x 9.00	B	6H	T200-NM101DA-M16	★	★	12.0	16.00	110.0	25.0	4	14.0	DIN 376
		2.677							*.472*	*.630*	*4.331*	*.984*		*.551*	

Dimensioni in mm e pollici

C174 C157 E9 E27 C154

SANDVIK Coromant

ITA

CoroTap™ 200, maschio con imbocco corretto

Tipo di filetto: metrico

DIN/ANSI

ULDR 3.0
SUBSTRATE HSS-E-PM

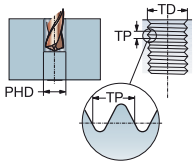

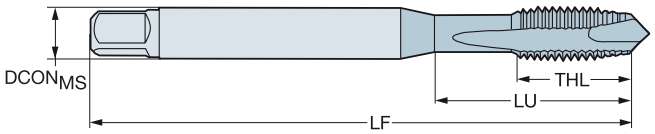

N

TDZ	TP	LU	CZC_{MS}	THCHT	TCTR	Codice di ordinazione	N / D150	$DCON_{MS}$	TD	LF	THL	NOF	PHD	BSG
M 3	0.50	15.88	.141 x .110	B	6H	T200-NM100AA-M3	★	3.6	3.00	56.0	9.0	2	2.5	DIN/ANSI
		.625						*.141*	*.118*	*2.205*	*.354*		*.098*	
M 4	0.70	16.58	.168 x .131	B	6H	T200-NM100AA-M4	★	4.3	4.00	63.0	13.0	2	3.3	DIN/ANSI
		.653						*.168*	*.157*	*2.480*	*.512*		*.130*	
M 5	0.80	21.42	.194 x .152	B	6H	T200-NM100AA-M5	★	4.9	5.00	70.0	14.0	2	4.2	DIN/ANSI
		.843						*.194*	*.197*	*2.756*	*.551*		*.165*	
M 6	1.00	25.59	.255 x .191	B	6H	T200-NM100AA-M6	★	6.5	6.00	80.0	15.0	3	5.0	DIN/ANSI
		1.007						*.255*	*.236*	*3.150*	*.591*		*.197*	
M 8	1.25	30.20	.318 x .238	B	6H	T200-NM100AA-M8	★	8.1	8.00	90.0	18.0	3	6.8	DIN/ANSI
		1.189						*.318*	*.315*	*3.543*	*.709*		*.268*	

C174 C157 E9 E27 C154

CoroTap™ 200, maschio con imbocco corretto

Tipo di filetto: metrico a passo fine

DIN 374

ULDR 3.0
SUBSTRATE HSS-E-PM
COATING PVD TIALN

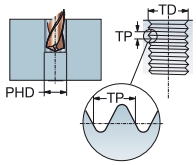

P
≤350HB

Dimensioni in mm e pollici

TDZ	TP	LU	CZC$_{MS}$	THCHT	TCTR	Codice di ordinazione	DCON$_{MS}$	TD	LF	THL	NOF	BSG
MF 4x0.5	0.50	43.00	2.80 x 2.10	B	6HX	EP13PM4X.5	2.8	4.00	63.0	12.0	3	DIN 374
		1.693					*.110*	*.157*	*2.480*	*.472*		
MF 5x0.5	0.50	49.00	3.50 x 2.70	B	6HX	EP13PM5X.5	3.5	5.00	70.0	13.0	3	DIN 374
		1.929					*.138*	*.197*	*2.756*	*.512*		
MF 6x0.75	0.75	59.00	4.50 x 3.40	B	6HX	EP13PM6X.75	4.5	6.00	80.0	15.0	3	DIN 374
		2.323					*.177*	*.236*	*3.150*	*.591*		
MF 8x0.75	0.75	57.00	6.00 x 4.90	B	6HX	EP13PM8X.75	6.0	8.00	80.0	15.0	3	DIN 374
		2.244					*.236*	*.315*	*3.150*	*.591*		
MF 8x1	1.00	67.00	6.00 x 4.90	B	6HX	EP13PM8X1.0	6.0	8.00	90.0	18.0	3	DIN 374
		2.638					*.236*	*.315*	*3.543*	*.709*		
MF 10x1	1.00	67.00	7.00 x 5.50	B	6HX	EP13PM10X1.0	7.0	10.00	90.0	17.6	3	DIN 374
		2.638					*.276*	*.394*	*3.543*	*.693*		
MF 10x1.25	1.25	77.00	7.00 x 5.50	B	6HX	EP13PM10X1.25	7.0	10.00	100.0	19.8	3	DIN 374
		3.032					*.276*	*.394*	*3.937*	*.780*		
MF 12x1	1.00	73.00	9.00 x 7.00	B	6HX	EP13PM12X1.0	9.0	12.00	100.0	21.0	4	DIN 374
		2.874					*.354*	*.472*	*3.937*	*.827*		
MF 12x1.25	1.25	73.00	9.00 x 7.00	B	6HX	EP13PM12X1.25	9.0	12.00	100.0	21.0	4	DIN 374
		2.874					*.354*	*.472*	*3.937*	*.827*		
MF 12x1.5	1.50	73.00	9.00 x 7.00	B	6HX	EP13PM12X1.5	9.0	12.00	100.0	21.0	4	DIN 374
		2.874					*.354*	*.472*	*3.937*	*.827*		
MF 14x1	1.00	71.00	11.00 x 9.00	B	6HX	EP13PM14X1.0	11.0	14.00	100.0	21.0	4	DIN 374
		2.795					*.433*	*.551*	*3.937*	*.827*		
MF 14x1.25	1.25	71.00	11.00 x 9.00	B	6HX	EP13PM14X1.25	11.0	14.00	100.0	21.0	4	DIN 374
		2.795					*.433*	*.551*	*3.937*	*.827*		
MF 14x1.5	1.50	71.00	11.00 x 9.00	B	6HX	EP13PM14X1.5	11.0	14.00	100.0	21.0	4	DIN 374
		2.795					*.433*	*.551*	*3.937*	*.827*		
MF 16x1	1.00	58.00	12.00 x 9.00	B	6HX	EP13PM16X1.0	12.0	16.00	100.0	21.0	4	DIN 374
		2.283					*.472*	*.630*	*3.937*	*.827*		
MF 16x1.5	1.50	58.00	12.00 x 9.00	B	6HX	EP13PM16X1.5	12.0	16.00	100.0	21.0	4	DIN 374
		2.283					*.472*	*.630*	*3.937*	*.827*		
MF 18x1	1.00	66.00	14.00 x 11.00	B	6HX	EP13PM18X1.0	14.0	18.00	110.0	24.0	4	DIN 374
		2.598					*.551*	*.709*	*4.331*	*.945*		
MF 18x1.5	1.50	66.00	14.00 x 11.00	B	6HX	EP13PM18X1.5	14.0	18.00	110.0	24.0	4	DIN 374
		2.598					*.551*	*.709*	*4.331*	*.945*		
MF 20x1	1.00	80.00	16.00 x 12.00	B	6HX	EP13PM20X1.0	16.0	20.00	125.0	24.0	4	DIN 374
		3.150					*.630*	*.787*	*4.921*	*.945*		
MF 20x1.5	1.50	80.00	16.00 x 12.00	B	6HX	EP13PM20X1.5	16.0	20.00	125.0	24.0	4	DIN 374
		3.150					*.630*	*.787*	*4.921*	*.945*		
MF 22x1.5	1.50	78.00	18.00 x 14.50	B	6HX	EP13PM22X1.5	18.0	22.00	125.0	25.0	4	DIN 374
		3.071					*.709*	*.866*	*4.921*	*.984*		
MF 24x1.5	1.50	93.00	18.00 x 14.50	B	6HX	EP13PM24X1.5	18.0	24.00	140.0	28.0	4	DIN 374
		3.661					*.709*	*.945*	*5.512*	*1.102*		
MF 24x2	2.00	93.00	18.00 x 14.50	B	6HX	EP13PM24X2.0	18.0	24.00	140.0	28.0	4	DIN 374
		3.661					*.709*	*.945*	*5.512*	*1.102*		
MF 26x1.5	1.50	93.00	18.00 x 14.50	B	6HX	EP13PM26X1.5	18.0	26.00	140.0	28.0	4	DIN 374
		3.661					*.709*	*1.024*	*5.512*	*1.102*		
MF 27x2	2.00	77.00	20.00 x 16.00	B	6HX	EP13PM27X2.0	20.0	27.00	140.0	28.0	4	DIN 374
		3.032					*.787*	*1.063*	*5.512*	*1.102*		
MF 28x1.5	1.50	77.00	20.00 x 16.00	B	6HX	EP13PM28X1.5	20.0	28.00	140.0	28.0	4	DIN 374
		3.032					*.787*	*1.102*	*5.512*	*1.102*		
MF 30x1.5	1.50	85.00	22.00 x 18.00	B	6HX	EP13PM30X1.5	22.0	30.00	150.0	28.0	4	DIN 374
		3.346					*.866*	*1.181*	*5.906*	*1.102*		
MF 30x2	2.00	85.00	22.00 x 18.00	B	6HX	EP13PM30X2.0	22.0	30.00	150.0	28.0	4	DIN 374
		3.346					*.866*	*1.181*	*5.906*	*1.102*		

C174 C157 E9 C154

SANDVIK Coromant

ITA

CoroTap™ 200, maschio con imbocco corretto

Tipo di filetto: metrico a passo fine

DIN/ANSI

ULDR 3.0
SUBSTRATE HSS-E-PM
COATING PVD TIALN

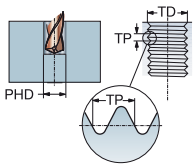

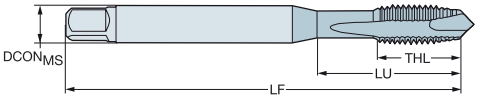

P
≤350HB

Dimensioni in mm e pollici

TDZ	TP	LU	CZC_{MS}	THCHT	TCTR	Codice di ordinazione	$DCON_{MS}$	TD	LF	THL	NOF	BSG
MF 8x1	1.00	30.20	.318 x .238	B	6HX	EP13PAM8X1.0	8.1	8.00	90.0	18.0	3	DIN/ANSI
		1.189					*.318*	*.315*	*3.543*	*.709*		
MF 10x1.25	1.25	32.80	.381 x .286	B	6HX	EP13PAM10X1.25	9.7	10.00	100.0	20.0	3	DIN/ANSI
		1.292					*.381*	*.394*	*3.937*	*.787*		
MF 12x1.25	1.25	86.02	.367 x .275	B	6HX	EP13PAM12X1.25	9.3	12.00	110.0	23.0	4	DIN/ANSI
		3.386					*.367*	*.472*	*4.331*	*.906*		
MF 12x1.5	1.50	86.02	.367 x .275	B	6HX	EP13PAM12X1.5	9.3	12.00	110.0	23.0	4	DIN/ANSI
		3.386					*.367*	*.472*	*4.331*	*.906*		
MF 14x1.5	1.50	84.82	.429 x .322	B	6HX	EP13PAM14X1.5	10.9	14.00	110.0	23.0	4	DIN/ANSI
		3.339					*.429*	*.551*	*4.331*	*.906*		
MF 16x1.5	1.50	70.86	.480 x .360	B	6HX	EP13PAM16X1.5	12.2	16.00	110.0	23.0	4	DIN/ANSI
		2.790					*.480*	*.630*	*4.331*	*.906*		
MF 18x1.5	1.50	84.69	.542 x .406	B	6HX	EP13PAM18X1.5	13.8	18.00	125.0	30.0	4	DIN/ANSI
		3.334					*.542*	*.709*	*4.921*	*1.181*		

C174 C157 E9 C154

CoroTap™ 200, maschio con imbocco corretto

Tipo di filetto: metrico a passo fine

DIN 374

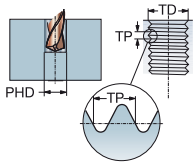

ULDR 2.5
SUBSTRATE HSS-E
COATING PVD FEN

M

							Dimensioni in mm e pollici					
TDZ	TP	LU	CZC_{MS}	THCHT	TCTR	**Codice di ordinazione**	$DCON_{MS}$	TD	LF	THL	NOF	BSG
MF 8x1	1.00	67.00	6.00 x 4.90	B	6H	**E364M8X1.0**	6.0	8.00	90.0	18.0	3	DIN 374
		2.638					*.236*	*.315*	*3.543*	*.709*		
MF 10x1	1.00	67.00	7.00 x 5.50	B	6H	**E364M10X1.0**	7.0	10.00	90.0	20.0	3	DIN 374
		2.638					*.276*	*.394*	*3.543*	*.787*		
MF 10x1.25	1.25	77.00	7.00 x 5.50	B	6H	**E364M10X1.25**	7.0	10.00	100.0	20.0	3	DIN 374
		3.032					*.276*	*.394*	*3.937*	*.787*		
MF 12x1	1.00	73.00	9.00 x 7.00	B	6H	**E364M12X1.0**	9.0	12.00	100.0	21.0	4	DIN 374
		2.874					*.354*	*.472*	*3.937*	*.827*		
MF 12x1.25	1.25	73.00	9.00 x 7.00	B	6H	**E364M12X1.25**	9.0	12.00	100.0	21.0	4	DIN 374
		2.874					*.354*	*.472*	*3.937*	*.827*		
MF 12x1.5	1.50	73.00	9.00 x 7.00	B	6H	**E364M12X1.5**	9.0	12.00	100.0	21.0	4	DIN 374
		2.874					*.354*	*.472*	*3.937*	*.827*		
MF 14x1.5	1.50	71.00	11.00 x 9.00	B	6H	**E364M14X1.5**	11.0	14.00	100.0	21.0	4	DIN 374
		2.795					*.433*	*.551*	*3.937*	*.827*		
MF 16x1.5	1.50	58.00	12.00 x 9.00	B	6H	**E364M16X1.5**	12.0	16.00	100.0	21.0	5	DIN 374
		2.283					*.472*	*.630*	*3.937*	*.827*		
MF 18x1.5	1.50	66.00	14.00 x 11.00	B	6H	**E364M18X1.5**	14.0	18.00	110.0	24.0	5	DIN 374
		2.598					*.551*	*.709*	*4.331*	*.945*		
MF 20x1.5	1.50	80.00	16.00 x 12.00	B	6H	**E364M20X1.5**	16.0	20.00	125.0	24.0	5	DIN 374
		3.150					*.630*	*.787*	*4.921*	*.945*		

C174 C157 E9 C154

ITA

CoroTap™ 200, maschio con imbocco corretto

Tipo di filetto: metrico a passo fine

DIN 371, DIN 374



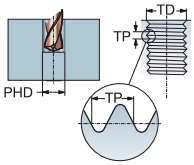

ULDR 2.0
SUBSTRATE HSS-E-PM
COATING PVD ALCRN

Per leghe di titanio

							S	Dimensioni in mm e pollici						
TDZ	TP	LU	CZC_{MS}	THCHT	TCTR	Codice di ordinazione	D115	$DCON_{MS}$	TD	LF	THL	NOF	PHD	BSG
MF 6x0.75	0.75	23.00	6.00 x 4.90	B	6HX	T200-SM100DB-M6X075	★	6.0	6.00	80.0	15.0	3	5.3	DIN 371
		.906						*.236*	*.236*	*3.150*	*.591*		*.207*	
MF 8x0.75	0.75	29.50	8.00 x 6.20	B	6HX	T200-SM100DB-M8X075	★	8.0	8.00	90.0	18.0	3	7.3	DIN 371
		1.161						*.315*	*.315*	*3.543*	*.709*		*.285*	
MF 8x1	1.00	29.50	8.00 x 6.20	B	6HX	T200-SM100DB-M8X100	★	8.0	8.00	90.0	18.0	3	7.0	DIN 371
		1.161						*.315*	*.315*	*3.543*	*.709*		*.276*	
MF 10x1	1.00	33.50	10.00 x 8.00	B	6HX	T200-SM100DB-M10X100	★	10.0	10.00	100.0	20.0	3	9.0	DIN 371
		1.319						*.394*	*.394*	*3.937*	*.787*		*.354*	
MF 12x1	1.00	73.00	9.00 x 7.00	B	6HX	T200-SM100DB-M12X100	★	9.0	12.00	100.0	21.0	4	11.0	DIN 374
		2.874						*.354*	*.472*	*3.937*	*.827*		*.433*	
MF 12x1.5	1.50	73.00	9.00 x 7.00	B	6HX	T200-SM100DB-M12X150	★	9.0	12.00	100.0	21.0	4	10.5	DIN 374
		2.874						*.354*	*.472*	*3.937*	*.827*		*.413*	
MF 14x1.5	1.50	71.00	11.00 x 9.00	B	6HX	T200-SM100DB-M14X150	★	11.0	14.00	100.0	21.0	4	12.5	DIN 374
		2.795						*.433*	*.551*	*3.937*	*.827*		*.492*	

C174 C157 E9 E27 C154

CoroTap™ 200, maschio con imbocco corretto

Tipo di filetto: MJ

DIN 371



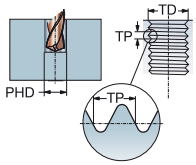

ULDR 2.0
SUBSTRATE HSS-E-PM
COATING PVD ALCRN

Per leghe di titanio

Dimensioni in mm e pollici

TDZ	TP	LU	CZC_{MS}	THCHT	TCTR	Codice di ordinazione	S / D115	$DCON_{MS}$	TD	LF	THL	NOF	PHD	BSG
MJ 4	0.70	13.00	4.50 x 3.40	B	4H	T200-SM100DC-MJ4	★	4.5	4.00	63.0	13.0	3	3.3	DIN 371
		.512						*.177*	*.157*	*2.480*	*.512*		*.130*	
MJ 5	0.80	16.00	6.00 x 4.90	B	4H	T200-SM100DC-MJ5	★	6.0	5.00	70.0	16.0	3	4.2	DIN 371
		.630						*.236*	*.197*	*2.756*	*.630*		*.165*	
MJ 6	1.00	23.00	6.00 x 4.90	B	4H	T200-SM100DC-MJ6	★	6.0	6.00	80.0	15.0	3	5.0	DIN 371
		.906						*.236*	*.236*	*3.150*	*.591*		*.197*	
MJ 8	1.25	29.50	8.00 x 6.20	B	4H	T200-SM100DC-MJ8	★	8.0	8.00	90.0	18.0	3	6.8	DIN 371
		1.161						*.315*	*.315*	*3.543*	*.709*		*.268*	

C174 C157 E9 E27 C154

SANDVIK Coromant

ITA

CoroTap™ 200, maschio con imbocco corretto

Tipo di filetto: UNC

C-DIN/ANSI, DIN/ANSI

ULDR 2.5
SUBSTRATE HSS-E-PM
COATING PVD TIALN

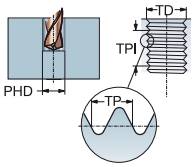

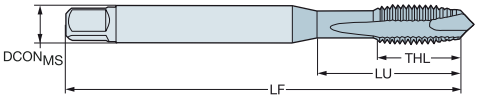

P
30–48 HRC

Dimensioni in mm e pollici

TDZ	TPI	LU	CZC_{MS}	THCHT	TCTR	Codice di ordinazione	$DCON_{MS}$	TD	LF	THL	NOF	BSG
UNC #4-40	40.00	11.90	.141 x .110	B	2B	E8744-40	3.6	2.84	56.0	11.9	3	C-DIN/ANSI
		.469					*.141*	*.112*	*2.205*	*.469*		
UNC #5-40	40.00	11.00	.141 x .110	B	2B	E8745-40	3.6	3.18	56.0	11.0	3	C-DIN/ANSI
		.433					*.141*	*.125*	*2.205*	*.433*		
UNC #6-32	32.00	13.90	.168 x .131	B	2B	E8746-32	4.3	3.51	63.0	13.9	3	C-DIN/ANSI
		.547					*.168*	*.138*	*2.480*	*.547*		
UNC #8-32	32.00	15.10	.194 x .152	B	2B	E8748-32	4.9	4.17	70.0	15.1	3	C-DIN/ANSI
		.594					*.194*	*.164*	*2.756*	*.594*		
UNC #10-24	24.00	17.00	.255 x .191	B	2B	E87410-24	6.5	4.83	80.0	17.0	3	C-DIN/ANSI
		.669					*.255*	*.190*	*3.150*	*.669*		
UNC 1/4-20	20.00	20.20	.318 x .238	B	2B	E8741/4	8.1	6.35	90.0	20.2	3	C-DIN/ANSI
		.795					*.318*	*.250*	*3.543*	*.795*		
UNC 5/16-18	18.00	20.00	.381 x .286	B	2B	E8745/16	9.7	7.94	100.0	22.8	3	C-DIN/ANSI
		.787					*.381*	*.313*	*3.937*	*.898*		
UNC 3/8-16	16.00	29.16	.381 x .286	B	2B	E8743/8	9.7	9.53	100.0	20.0	3	DIN/ANSI
		1.148					*.381*	*.375*	*3.937*	*.787*		
UNC 1/2-13	13.00	81.80	.367 x .275	B	2B	E8741/2	9.3	12.70	110.0	23.0	4	DIN/ANSI
		3.220					*.367*	*.500*	*4.331*	*.906*		
UNC 5/8-11	11.00	65.80	.480 x .360	B	2B	E8745/8	12.2	15.88	110.0	23.0	4	DIN/ANSI
		2.591					*.480*	*.625*	*4.331*	*.906*		
UNC 3/4-10	10.00	77.50	.590 x .442	B	2B	E8743/4	15.0	19.05	125.0	30.0	4	DIN/ANSI
		3.051					*.590*	*.750*	*4.921*	*1.181*		

C174 C157 E9 C154

CoroTap™ 200, maschio con imbocco corretto

Tipo di filetto: UNC

DIN/ANSI

ULDR 3.0
SUBSTRATE HSS-E-PM
COATING PVD TIALN

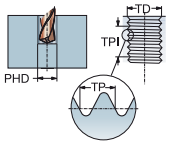

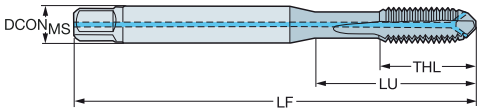

P
≤350HB

Dimensioni in mm e pollici

TDZ	TPI	LU	CZC_{MS}	THCHT	TCTR	CNSC	CXSC	Codice di ordinazione	$DCON_{MS}$	TD	LF	THL	NOF	BSG
UNC 1/4-20	20.00	24.59	.255 x .191	B	2BX	1	2	EP29PA1/4	6.5	6.35	80.0	15.0	3	DIN/ANSI
		.968							*.255*	*.250*	*3.150*	*.591*		
UNC 5/16-18	18.00	33.17	.318 x .238	B	2BX	1	2	EP29PA5/16	8.1	7.94	90.0	18.0	3	DIN/ANSI
		1.306							*.318*	*.313*	*3.543*	*.709*		
UNC 3/8-16	16.00	37.77	.381 x .286	B	2BX	1	2	EP29PA3/8	9.7	9.53	100.0	20.0	3	DIN/ANSI
		1.487							*.381*	*.375*	*3.937*	*.787*		
UNC 7/16-14	14.00	72.60	.323 x .242	B	2BX	1	2	EP29PA7/16	8.2	11.11	100.0	20.0	4	DIN/ANSI
		2.858							*.323*	*.438*	*3.937*	*.787*		
UNC 1/2-13	13.00	81.80	.367 x .275	B	2BX	1	2	EP29PA1/2	9.3	12.70	110.0	23.0	4	DIN/ANSI
		3.220							*.367*	*.500*	*4.331*	*.906*		
UNC 5/8-11	11.00	65.80	.480 x .360	B	2BX	1	2	EP29PA5/8	12.2	15.88	110.0	23.0	4	DIN/ANSI
		2.591							*.480*	*.625*	*4.331*	*.906*		
UNC 3/4-10	10.00	77.50	.590 x .442	B	2BX	1	2	EP29PA3/4	15.0	19.05	125.0	30.0	4	DIN/ANSI
		3.051							*.590*	*.750*	*4.921*	*1.181*		
UNC 7/8-9	9.00	90.90	.697 x .523	B	2BX	1	2	EP29PA7/8	17.7	22.23	140.0	34.0	4	DIN/ANSI
		3.579							*.697*	*.875*	*5.512*	*1.339*		
UNC 1"-8	8.00	95.40	.800 x .600	B	2BX	1	2	EP29PA1	20.3	25.40	160.0	36.0	4	DIN/ANSI
		3.756							*.800*	*1.000*	*6.299*	*1.417*		

CXSC 2 = uscita refrigerante radiale

C174 C157 E9 E28 C154

SANDVIK Coromant

ITA

CoroTap™ 200, maschio con imbocco corretto

Tipo di filetto: UNC

DIN/ANSI

ULDR 3.0
SUBSTRATE HSS-E-PM
COATING PVD TIALN

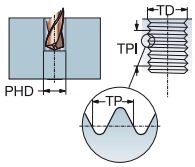

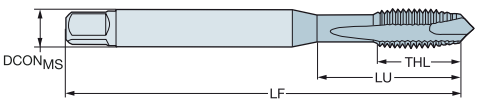

P
≤350HB

Dimensioni in mm e pollici

TCT	TDZ	TPI	LU	CZC_{MS}	THCHT	TCTR	Codice di ordinazione	$DCON_{MS}$	TD	LF	THL	NOF	BSG
H1	UNC #2-56	56.00	11.99	.141 x .110	B	2B	EP23PA2-56	3.6	2.18	45.0	7.0	2	DIN/ANSI
			.472					*.141*	*.086*	*1.772*	*.276*		
H2	UNC #4-40	40.00	16.97	.141 x .110	B	2B	EP23PA4-40	3.6	2.84	56.0	9.0	3	DIN/ANSI
			.668					*.141*	*.112*	*2.205*	*.354*		
H3	UNC #6-32	32.00	20.20	.141 x .110	B	2B	EP23PA6-32	3.6	3.51	56.0	11.0	3	DIN/ANSI
			.795					*.141*	*.138*	*2.205*	*.433*		
H3	UNC #8-32	32.00	21.18	.168 x .131	B	2B	EP23PA8-32	4.3	4.17	63.0	13.0	3	DIN/ANSI
			.834					*.168*	*.164*	*2.480*	*.512*		
H5	UNC #8-32	32.00	21.18	.168 x .131	B	2BX	EP23PA8-32H5	4.3	4.17	63.0	13.0	3	DIN/ANSI
			.834					*.168*	*.164*	*2.480*	*.512*		
H3	UNC #10-24	24.00	27.54	.194 x .152	B	2B	EP23PA10-24	4.9	4.83	70.0	14.0	3	DIN/ANSI
			1.084					*.194*	*.190*	*2.756*	*.551*		
H3	UNC 1/4-20	20.00	24.59	.255 x .191	B	3B	EP23PA1/4	6.5	6.35	80.0	15.0	3	DIN/ANSI
			.968					*.255*	*.250*	*3.150*	*.591*		
H5	UNC 1/4-20	20.00	24.59	.255 x .191	B	2B	EP23PA1/4H5	6.5	6.35	80.0	15.0	3	DIN/ANSI
			.968					*.255*	*.250*	*3.150*	*.591*		
H3	UNC 5/16-18	18.00	33.17	.318 x .238	B	3B	EP23PA5/16	8.1	7.94	90.0	18.0	3	DIN/ANSI
			1.306					*.318*	*.313*	*3.543*	*.709*		
H5	UNC 5/16-18	18.00	33.17	.318 x .238	B	2B	EP23PA5/16H5	8.1	7.94	90.0	18.0	3	DIN/ANSI
			1.306					*.318*	*.313*	*3.543*	*.709*		
H3	UNC 3/8-16	16.00	37.77	.381 x .286	B	3B	EP23PA3/8	9.7	9.53	100.0	20.0	3	DIN/ANSI
			1.487					*.381*	*.375*	*3.937*	*.787*		
H5	UNC 3/8-16	16.00	37.77	.381 x .286	B	2B	EP23PA3/8H5	9.7	9.53	100.0	20.0	3	DIN/ANSI
			1.487					*.381*	*.375*	*3.937*	*.787*		
H3	UNC 7/16-14	14.00	72.60	.323 x .242	B	3B	EP23PA7/16	8.2	11.11	100.0	20.0	4	DIN/ANSI
			2.858					*.323*	*.438*	*3.937*	*.787*		
H3	UNC 1/2-13	13.00	81.80	.367 x .275	B	3B	EP23PA1/2	9.3	12.70	110.0	23.0	4	DIN/ANSI
			3.220					*.367*	*.500*	*4.331*	*.906*		
H5	UNC 1/2-13	13.00	81.80	.367 x .275	B	2B	EP23PA1/2H5	9.3	12.70	110.0	23.0	4	DIN/ANSI
			3.220					*.367*	*.500*	*4.331*	*.906*		
H3	UNC 5/8-11	11.00	65.80	.480 x .360	B	3B	EP23PA5/8	12.2	15.88	110.0	23.0	4	DIN/ANSI
			2.591					*.480*	*.625*	*4.331*	*.906*		
H5	UNC 5/8-11	11.00	65.80	.480 x .360	B	2B	EP23PA5/8H5	12.2	15.88	110.0	23.0	4	DIN/ANSI
			2.591					*.480*	*.625*	*4.331*	*.906*		
H3	UNC 3/4-10	10.00	77.50	.590 x .442	B	3B	EP23PA3/4	15.0	19.05	125.0	30.0	4	DIN/ANSI
			3.051					*.590*	*.750*	*4.921*	*1.181*		
H5	UNC 3/4-10	10.00	77.50	.590 x .442	B	2B	EP23PA3/4H5	15.0	19.05	125.0	30.0	4	DIN/ANSI
			3.051					*.590*	*.750*	*4.921*	*1.181*		
H4	UNC 7/8-9	9.00	92.50	.697 x .523	B	3B	EP23PA7/8	17.7	22.23	140.0	34.0	4	DIN/ANSI
			3.642					*.697*	*.875*	*5.512*	*1.339*		
H4	UNC 1"-8	8.00	95.40	.800 x .600	B	3B	EP23PA1	20.3	25.40	160.0	36.0	4	DIN/ANSI
			3.756					*.800*	*1.000*	*6.299*	*1.417*		

C174 C157 E9 C154

CoroTap™ 200, maschio con imbocco corretto

Tipo di filetto: UNC

DIN/ANSI

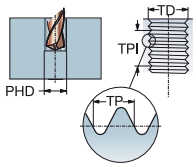

ULDR 2.5
SUBSTRATE HSS-PM
COATING PVD TIALN+WCC

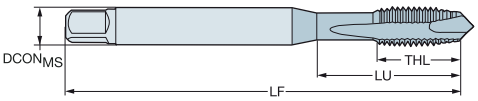

M

Dimensioni in mm e pollici

TDZ	TPI	LU	CZC_{MS}	THCHT	TCTR	Codice di ordinazione	$DCON_{MS}$	TD	LF	THL	NOF	BSG
UNC #4-40	40.00	15.47	.141 x .110	B	2B	E8724-40	3.6	2.84	56.0	9.0	3	DIN/ANSI
		.609					*.141*	*.112*	*2.205*	*.354*		
UNC #6-32	32.00	15.08	.141 x .110	B	2B	E8726-32	3.6	3.51	56.0	11.0	3	DIN/ANSI
		.594					*.141*	*.138*	*2.205*	*.433*		
UNC #8-32	32.00	16.58	.168 x .131	B	2B	E8728-32	4.3	4.17	63.0	13.0	3	DIN/ANSI
		.653					*.168*	*.164*	*2.480*	*.512*		
UNC #10-24	24.00	21.42	.194 x .152	B	2B	E87210-24	4.9	4.83	70.0	14.0	3	DIN/ANSI
		.843					*.194*	*.190*	*2.756*	*.551*		
UNC 1/4-20	20.00	25.59	.255 x .191	B	2B	E8721/4	6.5	6.35	80.0	15.0	3	DIN/ANSI
		1.007					*.255*	*.250*	*3.150*	*.591*		
UNC 5/16-18	18.00	30.20	.318 x .238	B	2B	E8725/16	8.1	7.94	90.0	18.0	3	DIN/ANSI
		1.189					*.318*	*.313*	*3.543*	*.709*		
UNC 3/8-16	16.00	32.80	.381 x .286	B	2B	E8723/8	9.7	9.53	100.0	20.0	3	DIN/ANSI
		1.292					*.381*	*.375*	*3.937*	*.787*		
UNC 7/16-14	14.00	72.60	.323 x .242	B	2B	E8727/16	8.2	11.11	100.0	20.0	4	DIN/ANSI
		2.858					*.323*	*.438*	*3.937*	*.787*		
UNC 1/2-13	13.00	81.80	.367 x .275	B	2B	E8721/2	9.3	12.70	110.0	23.0	4	DIN/ANSI
		3.220					*.367*	*.500*	*4.331*	*.906*		
UNC 3/4-10	10.00	77.50	.590 x .442	B	2B	E8723/4	15.0	19.05	125.0	30.0	4	DIN/ANSI
		3.051					*.590*	*.750*	*4.921*	*1.181*		

C174 C157 E9 C154

SANDVIK Coromant

ITA

CoroTap™ 200, maschio con imbocco corretto

Tipo di filetto: UNC

DIN/ANSI

ULDR 2.0
SUBSTRATE HSS-E-PM
COATING PVD TICN

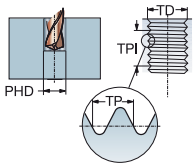

Per leghe di nichel

							S	Dimensioni in mm e pollici						
TDZ	TPI	LU	CZC_{MS}	THCHT	TCTR	Codice di ordinazione	D115	$DCON_{MS}$	TD	LF	THL	NOF	PHD	BSG
UNC #4-40	40.00	14.20	.141 x .110	B	3BX	T200-SD100AE-4-40	★	3.6	2.84	55.9	14.2	3	2.4	DIN/ANSI
		.559						*.141*	*.112*	*2.202*	*.559*		*.093*	
UNC #6-32	32.00	17.50	.141 x .110	B	3BX	T200-SD100AE-6-32	★	3.6	3.51	55.3	17.5	3	2.9	DIN/ANSI
		.689						*.141*	*.138*	*2.176*	*.689*		*.112*	
UNC #8-32	32.00	20.80	.168 x .131	B	3BX	T200-SD100AE-8-32	★	4.3	4.17	62.6	20.8	3	3.5	DIN/ANSI
		.819						*.168*	*.164*	*2.466*	*.819*		*.138*	
UNC #10-24	24.00	24.10	.194 x .152	B	3BX	T200-SD100AE-10-24	★	4.9	4.83	69.7	24.1	3	3.9	DIN/ANSI
		.949						*.194*	*.190*	*2.744*	*.949*		*.154*	
UNC 1/4-20	20.00	31.80	.255 x .191	B	3BX	T200-SD100AE-1/4	★	6.5	6.35	79.0	31.8	3	5.1	DIN/ANSI
		1.252						*.255*	*.250*	*3.111*	*1.252*		*.201*	
UNC 5/16-18	18.00	39.70	.323 x .242	B	3BX	T200-SD100AE-5/16	★	8.2	7.94	89.1	39.7	3	6.6	DIN/ANSI
		1.563						*.323*	*.313*	*3.509*	*1.563*		*.260*	
UNC 3/8-16	16.00	47.60	.381 x .286	B	3BX	T200-SD100AE-3/8	★	9.7	9.53	99.2	47.6	3	8.0	DIN/ANSI
		1.874						*.381*	*.375*	*3.906*	*1.874*		*.315*	
UNC 7/16-14	14.00	72.60	.323 x .242	B	3BX	T200-SD100AE-7/16	★	8.2	11.11	100.0	20.0	4	9.4	DIN/ANSI
		2.858						*.323*	*.438*	*3.937*	*.787*		*.370*	
UNC 1/2-13	13.00	81.80	.367 x .275	B	3BX	T200-SD100AE-1/2	★	9.3	12.70	110.0	23.0	4	10.8	DIN/ANSI
		3.220						*.367*	*.500*	*4.331*	*.906*		*.425*	
UNC 5/8-11	11.00	65.80	.480 x .360	B	3BX	T200-SD100AE-5/8	★	12.2	15.88	110.0	23.0	4	13.5	DIN/ANSI
		2.591						*.480*	*.625*	*4.331*	*.906*		*.531*	
UNC 3/4-10	10.00	77.50	.590 x .442	B	3BX	T200-SD100AE-3/4	★	15.0	19.05	125.0	30.0	4	16.5	DIN/ANSI
		3.051						*.590*	*.750*	*4.921*	*1.181*		*.650*	

C174 C157 E9 E27 C154

CoroTap™ 200, maschio con imbocco corretto

Tipo di filetto: UNC

DIN/ANSI

ULDR 3.0
SUBSTRATE HSS-E-PM

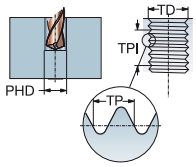

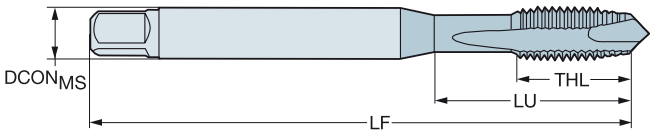

N

TDZ	TPI	LU	CZC_{MS}	THCHT	TCTR	Codice di ordinazione	N / D150	$DCON_{MS}$	TD	LF	THL	NOF	PHD	BSG
								Dimensioni in mm e pollici						
UNC #4-40	40.00	15.47	.141 x .110	B	2B	T200-NM100AE-4-40	★	3.6	2.84	56.0	9.0	2	2.4	DIN/ANSI
		.609						*.141*	*.112*	*2.205*	*.354*		*.093*	
UNC #6-32	32.00	15.08	.141 x .110	B	2B	T200-NM100AE-6-32	★	3.6	3.51	56.0	11.0	2	2.9	DIN/ANSI
		.594						*.141*	*.138*	*2.205*	*.433*		*.112*	
UNC #8-32	32.00	16.58	.168 x .131	B	2B	T200-NM100AE-8-32	★	4.3	4.17	63.0	13.0	2	3.5	DIN/ANSI
		.653						*.168*	*.164*	*2.480*	*.512*		*.138*	
UNC #10-24	24.00	21.42	.194 x .152	B	2B	T200-NM100AE-10-24	★	4.9	4.83	70.0	14.0	2	3.9	DIN/ANSI
		.843						*.194*	*.190*	*2.756*	*.551*		*.154*	
UNC 1/4-20	20.00	25.59	.255 x .191	B	2B	T200-NM100AE-1/4	★	6.5	6.35	80.0	15.0	3	5.1	DIN/ANSI
		1.007						*.255*	*.250*	*3.150*	*.591*		*.201*	
UNC 5/16-18	18.00	30.20	.318 x .238	B	2B	T200-NM100AE-5/16	★	8.1	7.94	90.0	18.0	3	6.6	DIN/ANSI
		1.189						*.318*	*.313*	*3.543*	*.709*		*.260*	
UNC 7/16-14	14.00	72.60	.323 x .242	B	2B	T200-NM100AE-7/16	★	8.2	11.11	100.0	20.0	3	9.4	DIN/ANSI
		2.858						*.323*	*.438*	*3.937*	*.787*		*.370*	
UNC 1/2-13	13.00	81.80	.367 x .275	B	2B	T200-NM100AE-1/2	★	9.3	12.70	110.0	23.0	3	10.8	DIN/ANSI
		3.220						*.367*	*.500*	*4.331*	*.906*		*.425*	

Tipo di filetto: UNF

DIN/ANSI

TDZ	TPI	LU	CZC_{MS}	THCHT	TCTR	Codice di ordinazione	N / D150	$DCON_{MS}$	TD	LF	THL	NOF	PHD	BSG
								Dimensioni in mm e pollici						
UNF #10-32	32.00	21.42	.194 x .152	B	2B	T200-NM100AF-10-32	★	4.9	4.83	70.0	14.0	2	4.1	DIN/ANSI
		.843						*.194*	*.190*	*2.756*	*.551*		*.161*	
UNF 1/4-28	28.00	25.59	.255 x .191	B	2B	T200-NM100AF-1/4	★	6.5	6.35	80.0	15.0	3	5.5	DIN/ANSI
		1.007						*.255*	*.250*	*3.150*	*.591*		*.217*	

C174 C157 E9 E27 C154

SANDVIK Coromant

ITA

CoroTap™ 200, maschio con imbocco corretto

Tipo di filetto: UNF

DIN/ANSI

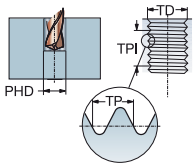

ULDR 2.5
SUBSTRATE HSS-PM
COATING PVD TIALN+WCC

M

							Dimensioni in mm e pollici					
TDZ	TPI	LU	CZC_{MS}	THCHT	TCTR	**Codice di ordinazione**	$DCON_{MS}$	TD	LF	THL	NOF	BSG
UNF #10-32	32.00	21.42	.194 x .152	B	2B	**E87310-32**	4.9	4.83	70.0	14.0	3	DIN/ANSI
		.843					*.194*	*.190*	*2.756*	*.551*		
UNF 1/4-28	28.00	25.59	.255 x .191	B	2B	**E8731/4**	6.5	6.35	80.0	15.0	3	DIN/ANSI
		1.007					*.255*	*.250*	*3.150*	*.591*		
UNF 5/16-24	24.00	30.20	.318 x .238	B	2B	**E8735/16**	8.1	7.94	90.0	18.0	3	DIN/ANSI
		1.189					*.318*	*.313*	*3.543*	*.709*		
UNF 3/8-24	24.00	32.80	.381 x .286	B	2B	**E8733/8**	9.7	9.53	100.0	20.0	3	DIN/ANSI
		1.292					*.381*	*.375*	*3.937*	*.787*		
UNF 7/16-20	20.00	72.60	.323 x .242	B	2B	**E8737/16**	8.2	11.11	100.0	20.0	4	DIN/ANSI
		2.858					*.323*	*.438*	*3.937*	*.787*		
UNF 1/2-20	20.00	81.80	.367 x .275	B	2B	**E8731/2**	9.3	12.70	110.0	23.0	4	DIN/ANSI
		3.220					*.367*	*.500*	*4.331*	*.906*		
UNF 5/8-18	18.00	65.80	.480 x .360	B	2B	**E8735/8**	12.2	15.88	110.0	23.0	4	DIN/ANSI
		2.591					*.480*	*.625*	*4.331*	*.906*		
UNF 7/8-14	14.00	90.90	.697 x .523	B	2B	**E8737/8**	17.7	22.23	140.0	34.0	4	DIN/ANSI
		3.579					*.697*	*.875*	*5.512*	*1.339*		

C174 C157 E9 C154

CoroTap™ 200, maschio con imbocco corretto

Tipo di filetto: UNF

DIN/ANSI

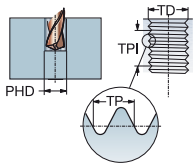

ULDR 2.0
SUBSTRATE HSS-E-PM
COATING PVD TICN

Per leghe di nichel

							S	Dimensioni in mm e pollici						
TDZ	TPI	LU	CZC_{MS}	THCHT	TCTR	Codice di ordinazione	D115	$DCON_{MS}$	TD	LF	THL	NOF	PHD	BSG
UNF #4-48	48.00	14.20	.141 x .110	B	3BX	T200-SD100AF-4-48	★	3.6	2.84	55.9	14.2	3	2.4	DIN/ANSI
		.559						*.141*	*.112*	*2.202*	*.559*		*.094*	
UNF #6-40	40.00	17.50	.141 x .110	B	3BX	T200-SD100AF-6-40	★	3.6	3.51	55.3	17.5	3	3.0	DIN/ANSI
		.689						*.141*	*.138*	*2.176*	*.689*		*.116*	
UNF #8-36	36.00	20.80	.168 x .131	B	3BX	T200-SD100AF-8-36	★	4.3	4.17	62.6	20.8	3	3.5	DIN/ANSI
		.819						*.168*	*.164*	*2.466*	*.819*		*.138*	
UNF #10-32	32.00	24.10	.194 x .152	B	3BX	T200-SD100AF-10-32	★	4.9	4.83	69.7	24.1	3	4.1	DIN/ANSI
		.949						*.194*	*.190*	*2.744*	*.949*		*.161*	
UNF 1/4-28	28.00	31.80	.255 x .191	B	3BX	T200-SD100AF-1/4	★	6.5	6.35	79.0	31.8	3	5.5	DIN/ANSI
		1.252						*.255*	*.250*	*3.111*	*1.252*		*.217*	
UNF 5/16-24	24.00	39.70	.318 x .238	B	3BX	T200-SD100AF-5/16	★	8.1	7.94	89.1	39.7	3	6.9	DIN/ANSI
		1.563						*.318*	*.313*	*3.509*	*1.563*		*.272*	
UNF 3/8-24	24.00	47.60	.381 x .286	B	3BX	T200-SD100AF-3/8	★	9.7	9.53	99.2	47.6	3	8.5	DIN/ANSI
		1.874						*.381*	*.375*	*3.906*	*1.874*		*.335*	
UNF 7/16-20	20.00	72.60	.323 x .242	B	3BX	T200-SD100AF-7/16	★	8.2	11.11	100.0	20.0	4	9.9	DIN/ANSI
		2.858						*.323*	*.438*	*3.937*	*.787*		*.390*	
UNF 1/2-20	20.00	81.80	.367 x .275	B	3BX	T200-SD100AF-1/2	★	9.3	12.70	110.0	23.0	4	11.5	DIN/ANSI
		3.220						*.367*	*.500*	*4.331*	*.906*		*.453*	
UNF 5/8-18	18.00	65.80	.480 x .360	B	3BX	T200-SD100AF-5/8	★	12.2	15.88	110.0	23.0	4	14.5	DIN/ANSI
		2.591						*.480*	*.625*	*4.331*	*.906*		*.571*	
UNF 3/4-16	16.00	77.50	.590 x .442	B	3BX	T200-SD100AF-3/4	★	15.0	19.05	125.0	30.0	4	17.5	DIN/ANSI
		3.051						*.590*	*.750*	*4.921*	*1.181*		*.689*	

C174 C157 E9 E27 C154

ITA

CoroTap™ 200, maschio con imbocco corretto

Tipo di filetto: UNJC

DIN/ANSI

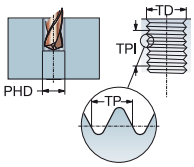

ULDR 2.0
SUBSTRATE HSS-E-PM
COATING PVD TICN

Per leghe di nichel

TDZ	TPI	LU	CZC_{MS}	THCHT	TCTR	Codice di ordinazione	S / D115	$DCON_{MS}$	TD	LF	THL	NOF	PHD	BSG
								Dimensioni in mm e pollici						
UNJC #4-40	40.00	14.20	.141 x .110	B	3BX	T200-SD100AH-4-40	★	3.6	2.84	55.9	14.2	3	2.4	DIN/ANSI
		.559						*.141*	*.112*	*2.202*	*.559*		*.093*	
UNJC #6-32	32.00	17.50	.141 x .110	B	3BX	T200-SD100AH-6-32	★	3.6	3.51	55.3	17.5	3	2.9	DIN/ANSI
		.689						*.141*	*.138*	*2.176*	*.689*		*.112*	
UNJC #8-32	32.00	20.80	.168 x .131	B	3BX	T200-SD100AH-8-32	★	4.3	4.17	62.6	20.8	3	3.5	DIN/ANSI
		.819						*.168*	*.164*	*2.466*	*.819*		*.138*	

C174 C157 E9 E27 C154

CoroTap™ 200, maschio con imbocco corretto

Tipo di filetto: UNJF

DIN 2184-1, DIN/ANSI



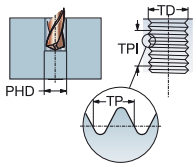

ULDR 2.0
SUBSTRATE HSS-E-PM
COATING PVD ALCRN

Per leghe di titanio

TDZ	TPI	LU	CZC$_{MS}$	THCHT	TCTR	Codice di ordinazione	S / D115	DCON$_{MS}$	TD	LF	THL	NOF	PHD	BSG
UNJF #10-32	32.00	16.00	6.00 x 4.90	B	3B	T200-SM100DI-10-32	★	6.0	4.83	70.0	16.0	3	4.1	DIN 2184-1
		.630						*.236*	*.190*	*2.756*	*.630*		*.161*	
UNJF 1/4-28	28.00	25.00	7.00 x 5.50	B	3B	T200-SM100DI-1/4	★	7.0	6.35	80.0	15.0	3	5.5	DIN 2184-1
		.984						*.276*	*.250*	*3.150*	*.591*		*.217*	
UNJF 5/16-24	24.00	29.50	8.00 x 6.20	B	3B	T200-SM100DI-5/16	★	8.0	7.94	90.0	18.0	3	6.9	DIN 2184-1
		1.161						*.315*	*.313*	*3.543*	*.709*		*.272*	
UNJF 3/8-24	24.00	33.50	10.00 x 8.00	B	3B	T200-SM100DI-3/8	★	10.0	9.53	100.0	20.0	3	8.5	DIN 2184-1
		1.319						*.394*	*.375*	*3.937*	*.787*		*.335*	

Dimensioni in mm e pollici

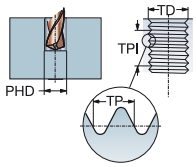

ULDR 2.0
SUBSTRATE HSS-E-PM
COATING PVD TICN

Per leghe di nichel

TDZ	TPI	LU	CZC$_{MS}$	THCHT	TCTR	Codice di ordinazione	S / D115	DCON$_{MS}$	TD	LF	THL	NOF	PHD	BSG
UNJF #10-32	32.00	24.10	.194 x .152	B	3BX	T200-SD100AI-10-32	★	4.9	4.83	69.7	24.1	3	4.1	DIN/ANSI
		.949						*.194*	*.190*	*2.744*	*.949*		*.161*	
UNJF 1/4-28	28.00	31.80	.255 x .191	B	3BX	T200-SD100AI-1/4	★	6.5	6.35	79.0	31.8	3	5.5	DIN/ANSI
		1.252						*.255*	*.250*	*3.111*	*1.252*		*.217*	
UNJF 5/16-24	24.00	39.70	.323 x .242	B	3BX	T200-SD100AI-5/16	★	8.2	7.94	89.1	39.7	3	6.9	DIN/ANSI
		1.563						*.323*	*.313*	*3.509*	*1.563*		*.272*	
UNJF 3/8-24	24.00	47.60	.381 x .286	B	3BX	T200-SD100AI-3/8	★	9.7	9.53	99.2	47.6	3	8.5	DIN/ANSI
		1.874						*.381*	*.375*	*3.906*	*1.874*		*.335*	
UNJF 7/16-20	20.00	72.60	.323 x .242	B	3BX	T200-SD100AI-7/16	★	8.2	11.11	100.0	20.0	4	9.9	DIN/ANSI
		2.858						*.323*	*.438*	*3.937*	*.787*		*.390*	
UNJF 1/2-20	20.00	81.80	.367 x .275	B	3BX	T200-SD100AI-1/2	★	9.3	12.70	110.0	23.0	4	11.5	DIN/ANSI
		3.220						*.367*	*.500*	*4.331*	*.906*		*.453*	

Dimensioni in mm e pollici

C174 C157 E9 E27 C154

CoroTap™ 300

Applicazioni

- Adatti per fori ciechi
- Disponibili con varie forme di filetti e standard
- Profondità fino a 3 volte il diametro

O C

Vantaggi e caratteristiche

- Il design della scanalatura elicoidale garantisce angolo di spoglia e processo di taglio costanti
- Lo smusso in tirata sui maschi con elevato angolo d'elica consente di ridurre momento torcente e scheggiatura
- I maschi con angolo della scanalatura elevato assicurano un'eccellente evacuazione truciolo e la possibilità di filettare fino a 3 volte il diametro nei fori ciechi
- I maschi con angolo della scanalatura ridotto offrono taglienti robusti e sono adatti per la maschiatura di materiali tenaci, con trucioli corti nei fori ciechi
- Maschi di acciaio sinterizzato ad alta velocità per maggiore robustezza, resistenza all'usura e durata utensile
- Maschi in metallo duro integrale per una lunga durata utensile ed alta produttività

- Maschi con scanalature elicoidali
- La scanalatura elicoidale trasporta i trucioli fuori dal foro
- L'opzione migliore per fori ciechi
- Angolo d'elica diverso per differenti applicazioni
- Scanalatura usata sia per il fluido da taglio che per l'evacuazione del truciolo
- Diverse profondità di filettature grazie all'applicazione e alla geometria

www.sandvik.coromant.com/corotap300

CoroChuck™ 970, vedere il catalogo degli utensili rotanti.

Maschio con scanalature elicoidali CoroTap™ 300

Tipo di filetto: metrico

C-DIN 371, DIN 371, DIN 376

ULDR 1.5
FHA 15°
SUBSTRATE HSS-E-PM
COATING PVD TIALN

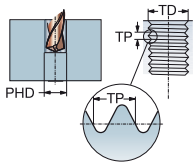

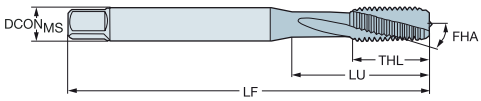

P
30-48 HRC

Dimensioni in mm e pollici

TDZ	TP	LU	CZC$_{MS}$	THCHT	TCTR	Codice di ordinazione	DCON$_{MS}$	TD	LF	THL	NOF	BSG
M 3	0.50	12.00	4.50 x 3.40	C	6H	E314M3	4.5	3.00	63.0	12.0	3	C-DIN 371
		.472					*.177*	*.118*	*2.480*	*.472*		
M 4	0.70	13.00	6.00 x 4.90	C	6H	E314M4	6.0	4.00	70.0	13.0	3	C-DIN 371
		.512					*.236*	*.157*	*2.756*	*.512*		
M 5	0.80	15.00	6.00 x 4.90	C	6H	E314M5	6.0	5.00	80.0	15.0	3	C-DIN 371
		.591					*.236*	*.197*	*3.150*	*.591*		
M 6	1.00	18.00	8.00 x 6.20	C	6H	E314M6	8.0	6.00	90.0	18.0	3	C-DIN 371
		.709					*.315*	*.236*	*3.543*	*.709*		
M 8	1.25	20.00	10.00 x 8.00	C	6H	E314M8	10.0	8.00	100.0	20.0	3	C-DIN 371
		.787					*.394*	*.315*	*3.937*	*.787*		
M 10	1.50	39.00	10.00 x 8.00	C	6H	E314M10	10.0	10.00	100.0	20.0	3	DIN 371
		1.535					*.394*	*.394*	*3.937*	*.787*		
M 12	1.75	83.00	9.00 x 7.00	C	6H	E316M12	9.0	12.00	110.0	23.0	4	DIN 376
		3.268					*.354*	*.472*	*4.331*	*.906*		
M 14	2.00	81.00	11.00 x 9.00	C	6H	E316M14	11.0	14.00	110.0	25.0	4	DIN 376
		3.189					*.433*	*.551*	*4.331*	*.984*		
M 16	2.00	68.00	12.00 x 9.00	C	6H	E316M16	12.0	16.00	110.0	25.0	4	DIN 376
		2.677					*.472*	*.630*	*4.331*	*.984*		
M 20	2.50	95.00	16.00 x 12.00	C	6H	E316M20	16.0	20.00	140.0	30.0	4	DIN 376
		3.740					*.630*	*.787*	*5.512*	*1.181*		

C177 C157 E9 C154

SANDVIK Coromant

ITA

Maschio con scanalature elicoidali CoroTap™ 300

Tipo di filetto: metrico

DIN/ANSI

ULDR 1.5
FHA 15°
SUBSTRATE HSS-E-PM
COATING PVD TIALN

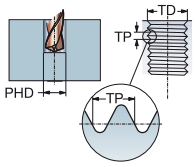

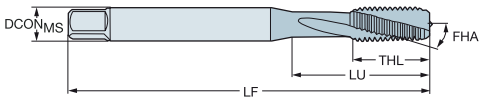

P
30-48 HRC

Dimensioni in mm e pollici

TDZ	TP	LU	CZC_{MS}	THCHT	TCTR	Codice di ordinazione	$DCON_{MS}$	TD	LF	THL	NOF	BSG
M 3	0.50	13.00	.168 x .131	C	6H	E864M3	4.3	3.00	63.0	14.7	3	DIN/ANSI
		.512					*.168*	*.118*	*2.480*	*.579*		
M 4	0.70	15.10	.194 x .152	C	6H	E864M4	4.9	4.00	70.0	15.1	3	DIN/ANSI
		.594					*.194*	*.157*	*2.756*	*.594*		
M 5	0.80	17.00	.255 x .191	C	6H	E864M5	6.5	5.00	80.0	17.0	3	DIN/ANSI
		.669					*.255*	*.197*	*3.150*	*.669*		
M 6	1.00	20.20	.318 x .238	C	6H	E864M6	8.1	6.00	90.0	20.2	3	DIN/ANSI
		.795					*.318*	*.236*	*3.543*	*.795*		
M 8	1.25	20.00	.381 x .286	C	6H	E864M8	9.7	8.00	100.0	22.8	3	DIN/ANSI
		.787					*.381*	*.315*	*3.937*	*.898*		
M 10	1.50	37.80	.381 x .286	C	6H	E864M10	9.7	10.00	100.0	20.0	3	DIN/ANSI
		1.488					*.381*	*.394*	*3.937*	*.787*		
M 12	1.75	86.02	.367 x .275	C	6H	E864M12	9.3	12.00	110.0	23.0	4	DIN/ANSI
		3.386					*.367*	*.472*	*4.331*	*.906*		
M 14	2.00	84.82	.429 x .322	C	6H	E864M14	10.9	14.00	110.0	23.0	4	DIN/ANSI
		3.339					*.429*	*.551*	*4.331*	*.906*		
M 16	2.00	70.86	.480 x .360	C	6H	E864M16	12.2	16.00	110.0	23.0	4	DIN/ANSI
		2.790					*.480*	*.630*	*4.331*	*.906*		
M 18	2.50	84.69	.542 x .406	C	6H	E864M18	13.8	18.00	125.0	30.0	4	DIN/ANSI
		3.334					*.542*	*.709*	*4.921*	*1.181*		
M 20	2.50	97.58	.652 x .489	C	6H	E864M20	16.6	20.00	140.0	30.0	4	DIN/ANSI
		3.842					*.652*	*.787*	*5.512*	*1.181*		

C177 C157 E9 C154

Maschio con scanalature elicoidali CoroTap™ 300

Tipo di filetto: metrico

DIN 371, DIN 376

ULDR 3.0
FHA 48°
SUBSTRATE HSS-E-PM
COATING PVD TIALN

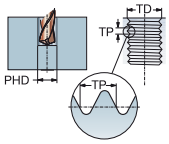

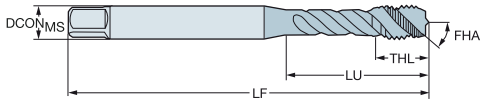

P
≤350HB

Dimensioni in mm e pollici

TDZ	TP	LU	CZC$_{MS}$	THCHT	TCTR	Codice di ordinazione	DCON$_{MS}$	TD	LF	THL	NOF	BSG
M 1.6	0.35	20.00	2.50 x 2.10	C	6HX	EX03PM1.6	2.5	1.60	40.0	6.0	2	DIN 371
		.787					*.098*	*.063*	*1.575*	*.236*		
M 2	0.40	9.00	2.80 x 2.10	C	6HX	EX03PM2	2.8	2.00	45.0	4.0	3	DIN 371
		.354					*.110*	*.079*	*1.772*	*.157*		
M 2.3	0.40	12.00	2.80 x 2.10	C	6HX	EX03PM2.3	2.8	2.30	45.0	4.0	3	DIN 371
		.472					*.110*	*.091*	*1.772*	*.157*		
M 2.5	0.45	12.50	2.80 x 2.10	C	6HX	EX03PM2.5	2.8	2.50	50.0	4.0	3	DIN 371
		.492					*.110*	*.098*	*1.969*	*.157*		
M 2.6	0.45	12.50	2.80 x 2.10	C	6HX	EX03PM2.6	2.8	2.60	50.0	4.0	3	DIN 371
		.492					*.110*	*.102*	*1.969*	*.157*		
M 3	0.50	18.00	3.50 x 2.70	C	6HX	EX03PM3	3.5	3.00	56.0	5.9	3	DIN 371
		.709					*.138*	*.118*	*2.205*	*.232*		
M 3.5	0.60	20.00	4.00 x 3.00	C	6HX	EX03PM3.5	4.0	3.50	56.0	7.0	3	DIN 371
		.787					*.157*	*.138*	*2.205*	*.276*		
M 4	0.70	21.00	4.50 x 3.40	C	6HX	EX03PM4	4.5	4.00	63.0	6.7	3	DIN 371
		.827					*.177*	*.157*	*2.480*	*.264*		
M 5	0.80	25.00	6.00 x 4.90	C	6HX	EX03PM5	6.0	5.00	70.0	7.7	3	DIN 371
		.984					*.236*	*.197*	*2.756*	*.303*		
M 5	0.80	49.00	3.50 x 2.70	C	6HX	EX03PM5DIN376	3.5	5.00	70.0	8.0	3	DIN 376
		1.929					*.138*	*.197*	*2.756*	*.315*		
M 6	1.00	30.00	6.00 x 4.90	C	6HX	EX03PM6	6.0	6.00	80.0	10.0	3	DIN 371
		1.181					*.236*	*.236*	*3.150*	*.394*		
M 6	1.00	59.00	4.50 x 3.40	C	6HX	EX03PM6DIN376	4.5	6.00	80.0	10.0	3	DIN 376
		2.323					*.177*	*.236*	*3.150*	*.394*		
M 7	1.00	31.00	7.00 x 5.50	C	6HX	EX03PM7	7.0	7.00	80.0	10.0	3	DIN 371
		1.220					*.276*	*.276*	*3.150*	*.394*		
M 8	1.25	35.00	8.00 x 6.20	C	6HX	EX03PM8	8.0	8.00	90.0	11.6	3	DIN 371
		1.378					*.315*	*.315*	*3.543*	*.457*		
M 8	1.25	67.00	6.00 x 4.90	C	6HX	EX03PM8DIN376	6.0	8.00	90.0	13.0	3	DIN 376
		2.638					*.236*	*.315*	*3.543*	*.512*		
M 10	1.50	39.00	10.00 x 8.00	C	6HX	EX03PM10	10.0	10.00	100.0	15.1	3	DIN 371
		1.535					*.394*	*.394*	*3.937*	*.594*		
M 10	1.50	77.00	7.00 x 5.50	C	6HX	EX03PM10DIN376	7.0	10.00	100.0	15.0	3	DIN 376
		3.032					*.276*	*.394*	*3.937*	*.591*		
M 12	1.75	83.00	9.00 x 7.00	C	6HX	EX03PM12	9.0	12.00	110.0	16.0	3	DIN 376
		3.268					*.354*	*.472*	*4.331*	*.630*		
M 14	2.00	81.00	11.00 x 9.00	C	6HX	EX03PM14	11.0	14.00	110.0	20.0	3	DIN 376
		3.189					*.433*	*.551*	*4.331*	*.787*		
M 16	2.00	68.00	12.00 x 9.00	C	6HX	EX03PM16	12.0	16.00	110.0	20.0	4	DIN 376
		2.677					*.472*	*.630*	*4.331*	*.787*		
M 18	2.50	81.00	14.00 x 11.00	C	6HX	EX03PM18	14.0	18.00	125.0	25.0	4	DIN 376
		3.189					*.551*	*.709*	*4.921*	*.984*		
M 20	2.50	95.00	16.00 x 12.00	C	6HX	EX03PM20	16.0	20.00	140.0	25.0	4	DIN 376
		3.740					*.630*	*.787*	*5.512*	*.984*		
M 22	2.50	93.00	18.00 x 14.50	C	6HX	EX03PM22	18.0	22.00	140.0	25.0	4	DIN 376
		3.661					*.709*	*.866*	*5.512*	*.984*		
M 24	3.00	113.00	18.00 x 14.50	C	6HX	EX03PM24	18.0	24.00	160.0	30.0	4	DIN 376
		4.449					*.709*	*.945*	*6.299*	*1.181*		
M 27	3.00	97.00	20.00 x 16.00	C	6HX	EX03PM27	20.0	27.00	160.0	30.0	4	DIN 376
		3.819					*.787*	*1.063*	*6.299*	*1.181*		
M 30	3.50	115.00	22.00 x 18.00	C	6HX	EX03PM30	22.0	30.00	180.0	36.0	4	DIN 376
		4.528					*.866*	*1.181*	*7.087*	*1.417*		

C177 C157 E9 C154

SANDVIK Coromant

Maschio con scanalature elicoidali CoroTap™ 300

Tipo di filetto: metrico

DIN 371, DIN 376

ULDR	3.0
FHA	48°
SUBSTRATE	HSS-E-PM
COATING	PVD TIALN

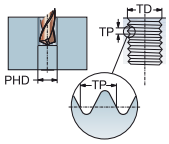

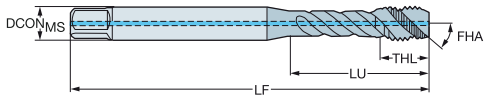

P
≤350HB

									Dimensioni in mm e pollici					
TDZ	TP	LU	CZC_{MS}	THCHT	TCTR	CNSC	CXSC	Codice di ordinazione	$DCON_{MS}$	TD	LF	THL	NOF	BSG
M 4	0.70	21.00	4.50 x 3.40	C	6HX	1	1	EX09PM4	4.5	4.00	63.0	6.7	3	DIN 371
		.827							*.177*	*.157*	*2.480*	*.264*		
M 5	0.80	25.00	6.00 x 4.90	C	6HX	1	1	EX09PM5	6.0	5.00	70.0	7.7	3	DIN 371
		.984							*.236*	*.197*	*2.756*	*.303*		
M 6	1.00	31.00	6.00 x 4.90	C	6HX	1	1	EX09PM6	6.0	6.00	80.0	10.0	3	DIN 371
		1.220							*.236*	*.236*	*3.150*	*.394*		
M 7	1.00	31.00	7.00 x 5.50	C	6HX	1	1	EX09PM7	7.0	7.00	80.0	10.0	3	DIN 371
		1.220							*.276*	*.276*	*3.150*	*.394*		
M 8	1.25	35.00	8.00 x 6.20	C	6HX	1	1	EX09PM8	8.0	8.00	90.0	11.6	3	DIN 371
		1.378							*.315*	*.315*	*3.543*	*.457*		
M 10	1.50	39.00	10.00 x 8.00	C	6HX	1	1	EX09PM10	10.0	10.00	100.0	15.1	3	DIN 371
		1.535							*.394*	*.394*	*3.937*	*.594*		
M 12	1.75	83.00	9.00 x 7.00	C	6HX	1	1	EX09PM12	9.0	12.00	110.0	16.0	3	DIN 376
		3.268							*.354*	*.472*	*4.331*	*.630*		
M 14	2.00	81.00	11.00 x 9.00	C	6HX	1	1	EX09PM14	11.0	14.00	110.0	20.0	3	DIN 376
		3.189							*.433*	*.551*	*4.331*	*.787*		
M 16	2.00	68.00	12.00 x 9.00	C	6HX	1	1	EX09PM16	12.0	16.00	110.0	20.0	4	DIN 376
		2.677							*.472*	*.630*	*4.331*	*.787*		
M 18	2.50	81.00	14.00 x 11.00	C	6HX	1	1	EX09PM18	14.0	18.00	125.0	25.0	4	DIN 376
		3.189							*.551*	*.709*	*4.921*	*.984*		
M 20	2.50	95.00	16.00 x 12.00	C	6HX	1	1	EX09PM20	16.0	20.00	140.0	25.0	4	DIN 376
		3.740							*.630*	*.787*	*5.512*	*.984*		
M 22	2.50	93.00	18.00 x 14.50	C	6HX	1	1	EX09PM22	18.0	22.00	140.0	25.0	4	DIN 376
		3.661							*.709*	*.866*	*5.512*	*.984*		
M 24	3.00	113.00	18.00 x 14.50	C	6HX	1	1	EX09PM24	18.0	24.00	160.0	30.0	4	DIN 376
		4.449							*.709*	*.945*	*6.299*	*1.181*		
M 27	3.00	97.00	20.00 x 16.00	C	6HX	1	1	EX09PM27	20.0	27.00	160.0	30.0	4	DIN 376
		3.819							*.787*	*1.063*	*6.299*	*1.181*		
M 30	3.50	115.00	22.00 x 18.00	C	6HX	1	1	EX09PM30	22.0	30.00	180.0	36.0	4	DIN 376
		4.528							*.866*	*1.181*	*7.087*	*1.417*		

CXSC 1 = uscita refrigerante assiale concentrica

C177 C157 E9 E28 C154

Maschio con scanalature elicoidali CoroTap™ 300

Tipo di filetto: metrico

DIN/ANSI

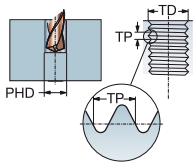

ULDR	3.0
FHA	48°
SUBSTRATE	HSS-E-PM
COATING	PVD TIALN

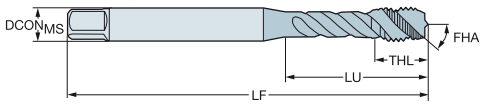

P
≤350HB

Dimensioni in mm e pollici

TDZ	TP	LU	CZC_{MS}	THCHT	TCTR	Codice di ordinazione	$DCON_{MS}$	TD	LF	THL	NOF	BSG
M 3	0.50	15.88	.141 x .110	C	6HX	EX03PAM3	3.6	3.00	56.0	6.0	3	DIN/ANSI
		.625					.141	.118	2.205	.236		
M 4	0.70	16.58	.168 x .131	C	6HX	EX03PAM4	4.3	4.00	63.0	7.0	3	DIN/ANSI
		.653					.168	.157	2.480	.276		
M 5	0.80	21.42	.194 x .152	C	6HX	EX03PAM5	4.9	5.00	70.0	8.0	3	DIN/ANSI
		.843					.194	.197	2.756	.315		
M 6	1.00	25.59	.255 x .191	C	6HX	EX03PAM6	6.5	6.00	80.0	10.0	3	DIN/ANSI
		1.007					.255	.236	3.150	.394		
M 8	1.25	30.20	.318 x .238	C	6HX	EX03PAM8	8.1	8.00	90.0	12.0	3	DIN/ANSI
		1.189					.318	.315	3.543	.472		
M 10	1.50	37.77	.381 x .286	C	6HX	EX03PAM10	9.7	10.00	100.0	15.0	3	DIN/ANSI
		1.487					.381	.394	3.937	.591		
M 12	1.75	86.02	.367 x .275	C	6HX	EX03PAM12	9.3	12.00	110.0	18.0	3	DIN/ANSI
		3.386					.367	.472	4.331	.709		
M 14	2.00	84.82	.429 x .322	C	6HX	EX03PAM14	10.9	14.00	110.0	20.0	3	DIN/ANSI
		3.339					.429	.551	4.331	.787		
M 16	2.00	70.86	.480 x .360	C	6HX	EX03PAM16	12.2	16.00	110.0	23.0	4	DIN/ANSI
		2.790					.480	.630	4.331	.906		
M 18	2.50	84.69	.542 x .406	C	6HX	EX03PAM18	13.8	18.00	125.0	30.0	4	DIN/ANSI
		3.334					.542	.709	4.921	1.181		
M 20	2.50	97.58	.652 x .489	C	6HX	EX03PAM20	16.6	20.00	140.0	30.0	4	DIN/ANSI
		3.842					.652	.787	5.512	1.181		
M 24	3.00	101.60	.760 x .570	C	6HX	EX03PAM24	19.3	24.00	160.0	30.0	4	DIN/ANSI
		4.000					.760	.945	6.299	1.181		

C177 C157 E9 C154

ITA

Maschio con scanalature elicoidali CoroTap™ 300

Tipo di filetto: metrico

DIN 371, DIN 376

ULDR	2.0
FHA	40°
SUBSTRATE	HSS-E
COATING	PVD FEN

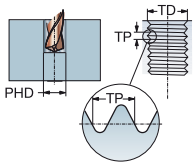

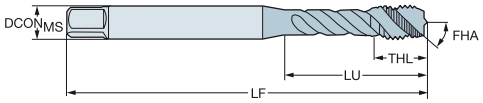

M

							Dimensioni in mm e pollici					
TDZ	TP	LU	CZC_{MS}	THCHT	TCTR	Codice di ordinazione	$DCON_{MS}$	TD	LF	THL	NOF	BSG
M 3	0.50	18.00	3.50 x 2.70	C	6H	E346M3	3.5	3.00	56.0	5.9	3	DIN 371
		.709					*.138*	*.118*	*2.205*	*.232*		
M 4	0.70	21.00	4.50 x 3.40	C	6H	E346M4	4.5	4.00	63.0	6.7	3	DIN 371
		.827					*.177*	*.157*	*2.480*	*.264*		
M 5	0.80	25.00	6.00 x 4.90	C	6H	E346M5	6.0	5.00	70.0	7.7	3	DIN 371
		.984					*.236*	*.197*	*2.756*	*.303*		
M 6	1.00	30.00	6.00 x 4.90	C	6H	E346M6	6.0	6.00	80.0	10.0	3	DIN 371
		1.181					*.236*	*.236*	*3.150*	*.394*		
M 8	1.25	33.00	8.00 x 6.20	C	6H	E346M8	8.0	8.00	90.0	11.6	3	DIN 371
		1.299					*.315*	*.315*	*3.543*	*.457*		
M 10	1.50	39.00	10.00 x 8.00	C	6H	E346M10	10.0	10.00	100.0	15.1	3	DIN 371
		1.535					*.394*	*.394*	*3.937*	*.594*		
M 12	1.75	83.00	9.00 x 7.00	C	6H	E347M12	9.0	12.00	110.0	16.0	4	DIN 376
		3.268					*.354*	*.472*	*4.331*	*.630*		
M 14	2.00	81.00	11.00 x 9.00	C	6H	E347M14	11.0	14.00	110.0	20.0	4	DIN 376
		3.189					*.433*	*.551*	*4.331*	*.787*		
M 16	2.00	68.00	12.00 x 9.00	C	6H	E347M16	12.0	16.00	110.0	20.0	4	DIN 376
		2.677					*.472*	*.630*	*4.331*	*.787*		
M 18	2.50	81.00	14.00 x 11.00	C	6H	E347M18	14.0	18.00	125.0	25.0	4	DIN 376
		3.189					*.551*	*.709*	*4.921*	*.984*		
M 20	2.50	95.00	16.00 x 12.00	C	6H	E347M20	16.0	20.00	140.0	25.0	4	DIN 376
		3.740					*.630*	*.787*	*5.512*	*.984*		
M 24	3.00	113.00	18.00 x 14.50	C	6H	E347M24	18.0	24.00	160.0	30.0	4	DIN 376
		4.449					*.709*	*.945*	*6.299*	*1.181*		
M 27	3.00	97.00	20.00 x 16.00	C	6H	E347M27	20.0	27.00	160.0	30.0	4	DIN 376
		3.819					*.787*	*1.063*	*6.299*	*1.181*		
M 30	3.50	115.00	22.00 x 18.00	C	6H	E347M30	22.0	30.00	180.0	36.0	4	DIN 376
		4.528					*.866*	*1.181*	*7.087*	*1.417*		

C177 C157 E9 C154

Maschio con scanalature elicoidali CoroTap™ 300

Tipo di filetto: metrico

DIN 371, DIN 376

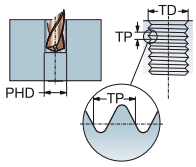

ULDR	2.5
FHA	48°
SUBSTRATE	HSS-E
COATING	PVD TIALN+WCC

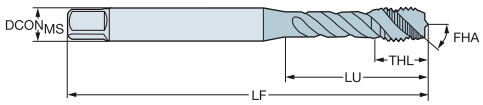

M

Dimensioni in mm e pollici

TDZ	TP	LU	CZC$_{MS}$	THCHT	TCTR	Codice di ordinazione	DCON$_{MS}$	TD	LF	THL	NOF	BSG
M 1.6	0.35	8.00	2.50 x 2.10	C	6H	E404M1.6	2.5	1.60	40.0	6.0	2	DIN 371
		.315					*.098*	*.063*	*1.575*	*.236*		
M 2	0.40	9.00	2.80 x 2.10	C	6H	E404M2	2.8	2.00	45.0	4.0	3	DIN 371
		.354					*.110*	*.079*	*1.772*	*.157*		
M 2.2	0.45	12.00	2.80 x 2.10	C	6H	E404M2.2	2.8	2.20	45.0	4.0	3	DIN 371
		.472					*.110*	*.087*	*1.772*	*.157*		
M 2.3	0.40	12.00	2.80 x 2.10	C	6H	E404M2.3	2.8	2.30	45.0	4.0	3	DIN 371
		.472					*.110*	*.091*	*1.772*	*.157*		
M 2.5	0.45	12.50	2.80 x 2.10	C	6H	E404M2.5	2.8	2.50	50.0	4.0	3	DIN 371
		.492					*.110*	*.098*	*1.969*	*.157*		
M 3	0.50	18.00	3.50 x 2.70	C	6H	E404M3	3.5	3.00	56.0	5.9	3	DIN 371
		.709					*.138*	*.118*	*2.205*	*.232*		
M 4	0.70	21.00	4.50 x 3.40	C	6H	E404M4	4.5	4.00	63.0	6.7	3	DIN 371
		.827					*.177*	*.157*	*2.480*	*.264*		
M 5	0.80	25.00	6.00 x 4.90	C	6H	E404M5	6.0	5.00	70.0	7.7	3	DIN 371
		.984					*.236*	*.197*	*2.756*	*.303*		
M 6	1.00	30.00	6.00 x 4.90	C	6H	E404M6	6.0	6.00	80.0	10.0	3	DIN 371
		1.181					*.236*	*.236*	*3.150*	*.394*		
M 8	1.25	35.00	8.00 x 6.20	C	6H	E404M8	8.0	8.00	90.0	11.6	3	DIN 371
		1.378					*.315*	*.315*	*3.543*	*.457*		
M 10	1.50	39.00	10.00 x 8.00	C	6H	E404M10	10.0	10.00	100.0	15.1	3	DIN 371
		1.535					*.394*	*.394*	*3.937*	*.594*		
M 12	1.75	83.00	9.00 x 7.00	C	6H	E404M12	9.0	12.00	110.0	23.0	3	DIN 376
		3.268					*.354*	*.472*	*4.331*	*.906*		
M 14	2.00	81.00	11.00 x 9.00	C	6H	E404M14	11.0	14.00	110.0	20.0	3	DIN 376
		3.189					*.433*	*.551*	*4.331*	*.787*		
M 16	2.00	68.00	12.00 x 9.00	C	6H	E404M16	12.0	16.00	110.0	20.0	4	DIN 376
		2.677					*.472*	*.630*	*4.331*	*.787*		
M 20	2.50	95.00	16.00 x 12.00	C	6H	E404M20	16.0	20.00	140.0	25.0	4	DIN 376
		3.740					*.630*	*.787*	*5.512*	*.984*		

C177 C157 E9 C154

ITA

Maschio con scanalature elicoidali CoroTap™ 300

Tipo di filetto: metrico

DIN/ANSI

ULDR	2.5
FHA	48°
SUBSTRATE	HSS-PM
COATING	PVD TIALN+WCC

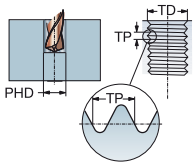

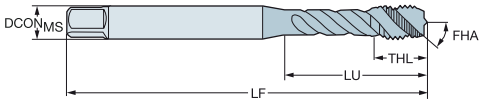

M

Dimensioni in mm e pollici

TDZ	TP	LU	CZC_{MS}	THCHT	TCTR	Codice di ordinazione	$DCON_{MS}$	TD	LF	THL	NOF	BSG
M 4	0.70	16.58	.168 x .131	C	6H	E862M4	4.3	4.00	63.0	7.9	3	DIN/ANSI
		.653					*.168*	*.157*	*2.480*	*.311*		
M 5	0.80	21.42	.194 x .152	C	6H	E862M5	4.9	5.00	70.0	8.0	3	DIN/ANSI
		.843					*.194*	*.197*	*2.756*	*.315*		
M 6	1.00	25.59	.255 x .191	C	6H	E862M6	6.5	6.00	80.0	10.7	3	DIN/ANSI
		1.007					*.255*	*.236*	*3.150*	*.421*		
M 8	1.25	30.20	.318 x .238	C	6H	E862M8	8.1	8.00	90.0	12.1	3	DIN/ANSI
		1.189					*.318*	*.315*	*3.543*	*.476*		
M 10	1.50	32.80	.381 x .286	C	6H	E862M10	9.7	10.00	100.0	15.1	3	DIN/ANSI
		1.292					*.381*	*.394*	*3.937*	*.594*		
M 12	1.75	86.02	.367 x .275	C	6H	E862M12	9.3	12.00	110.0	18.0	3	DIN/ANSI
		3.386					*.367*	*.472*	*4.331*	*.709*		
M 16	2.00	70.86	.480 x .360	C	6H	E862M16	12.2	16.00	110.0	20.0	4	DIN/ANSI
		2.790					*.480*	*.630*	*4.331*	*.787*		

C177 C157 E9 C154

Maschio con scanalature elicoidali CoroTap™ 300

Tipo di filetto: metrico

C-DIN 371, DIN 376

ULDR 2.0
FHA 15°
SUBSTRATE HM

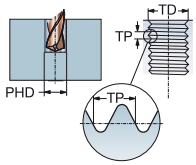

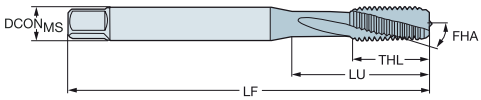

K

TDZ	TP	LU	CZC_{MS}	THCHT	TCTR	Codice di ordinazione	$DCON_{MS}$	TD	LF	THL	NOF	BSG
							Dimensioni in mm e pollici					
M 3	0.50	10.00	3.50 x 2.70	C	6H	T105M3	3.5	3.00	56.0	10.0	3	C-DIN 371
		.394					*.138*	*.118*	*2.205*	*.394*		
M 4	0.70	13.00	4.50 x 3.40	C	6H	T105M4	4.5	4.00	63.0	13.0	3	C-DIN 371
		.512					*.177*	*.157*	*2.480*	*.512*		
M 5	0.80	16.00	6.00 x 4.90	C	6H	T105M5	6.0	5.00	70.0	16.0	3	C-DIN 371
		.630					*.236*	*.197*	*2.756*	*.630*		
M 6	1.00	30.00	6.00 x 4.90	C	6H	T105M6	6.0	6.00	80.0	19.0	3	C-DIN 371
		1.181					*.236*	*.236*	*3.150*	*.748*		
M 8	1.25	35.00	8.00 x 6.20	C	6H	T105M8	8.0	8.00	90.0	22.0	3	C-DIN 371
		1.378					*.315*	*.315*	*3.543*	*.866*		
M 10	1.50	39.00	10.00 x 8.00	C	6H	T105M10	10.0	10.00	100.0	24.0	3	C-DIN 371
		1.535					*.394*	*.394*	*3.937*	*.945*		
M 12	1.75	83.00	9.00 x 7.00	C	6H	T105M12	9.0	12.00	110.0	23.0	3	DIN 376
		3.268					*.354*	*.472*	*4.331*	*.906*		

ULDR 3.0
FHA 15°
SUBSTRATE HM

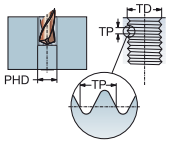

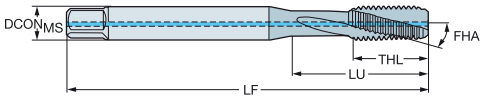

K

TDZ	TP	LU	CZC_{MS}	THCHT	TCTR	CNSC	CXSC	Codice di ordinazione	$DCON_{MS}$	TD	LF	THL	NOF	BSG
									Dimensioni in mm e pollici					
M 5	0.80	47.00	6.00 x 4.90	C	6H	1	1	T106M5	6.0	5.00	70.0	16.0	3	C-DIN 371
		1.850							*.236*	*.197*	*2.756*	*.630*		
M 6	1.00	30.00	6.00 x 4.90	C	6H	1	1	T106M6	6.0	6.00	80.0	19.0	3	C-DIN 371
		1.181							*.236*	*.236*	*3.150*	*.748*		
M 8	1.25	35.00	8.00 x 6.20	C	6H	1	1	T106M8	8.0	8.00	90.0	22.0	3	C-DIN 371
		1.378							*.315*	*.315*	*3.543*	*.866*		
M 10	1.50	39.00	10.00 x 8.00	C	6H	1	1	T106M10	10.0	10.00	100.0	24.0	3	C-DIN 371
		1.535							*.394*	*.394*	*3.937*	*.945*		
M 12	1.75	83.00	9.00 x 7.00	C	6H	1	1	T106M12	9.0	12.00	110.0	23.0	3	DIN 376
		3.268							*.354*	*.472*	*4.331*	*.906*		

CXSC 1 = uscita refrigerante assiale concentrica

C177 C157 E9 E28 C154

SANDVIK Coromant

ITA

Maschio con scanalature elicoidali CoroTap™ 300

Tipo di filetto: metrico

DIN 371

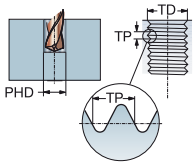

ULDR 1.5
FHA 10°
SUBSTRATE HSS-E-PM

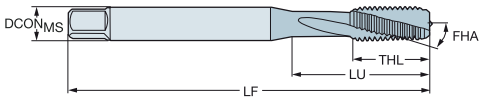

Per leghe di nichel

S Dimensioni in mm e pollici

TDZ	TP	LU	CZC_{MS}	THCHT	TCTR	Codice di ordinazione	D150	$DCON_{MS}$	TD	LF	THL	NOF	PHD	BSG
M 3	0.50	8.00	3.50 x 2.70	C	6HX	T300-SD100DA-M3	★	3.5	3.00	56.0	8.0	3	2.5	DIN 371
		.315						*.138*	*.118*	*2.205*	*.315*		*.098*	
M 4	0.70	10.50	4.50 x 3.40	C	6HX	T300-SD100DA-M4	★	4.5	4.00	63.0	10.5	3	3.3	DIN 371
		.413						*.177*	*.157*	*2.480*	*.413*		*.130*	
M 5	0.80	13.00	6.00 x 4.90	C	6HX	T300-SD100DA-M5	★	6.0	5.00	70.0	13.0	3	4.2	DIN 371
		.512						*.236*	*.197*	*2.756*	*.512*		*.165*	
M 6	1.00	16.00	6.00 x 4.90	C	6HX	T300-SD100DA-M6	★	6.0	6.00	80.0	16.0	3	5.0	DIN 371
		.630						*.236*	*.236*	*3.150*	*.630*		*.197*	
M 8	1.25	20.50	8.00 x 6.20	C	6HX	T300-SD100DA-M8	★	8.0	8.00	90.0	20.5	3	6.8	DIN 371
		.807						*.315*	*.315*	*3.543*	*.807*		*.268*	
M 10	1.50	25.50	10.00 x 8.00	C	6HX	T300-SD100DA-M10	★	10.0	10.00	100.0	25.5	3	8.5	DIN 371
		1.004						*.394*	*.394*	*3.937*	*1.004*		*.335*	
M 12	1.75	30.50	12.00 x 9.00	C	6HX	T300-SD100DA-M12	★	12.0	12.00	110.0	30.5	4	10.2	DIN 371
		1.201						*.472*	*.472*	*4.331*	*1.201*		*.402*	
M 16	2.00	39.50	16.00 x 12.00	C	6HX	T300-SD100DA-M16	★	16.0	16.00	110.0	39.5	4	14.0	DIN 371
		1.555						*.630*	*.630*	*4.331*	*1.555*		*.551*	

C177 C157 E9 E27 C154

Maschio con scanalature elicoidali CoroTap™ 300

Tipo di filetto: metrico

DIN 371

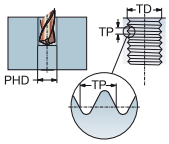

ULDR	1.5
FHA	10°
SUBSTRATE	HSS-E-PM
COATING	PVD TIN

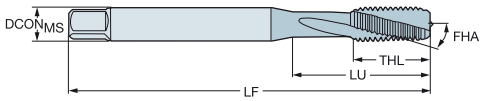

Per leghe di nichel

TDZ	TP	LU	CZC_{MS}	THCHT	TCTR	Codice di ordinazione	P D125	M D125	K D125	N D125	S D125	H D125	Dimensioni in mm e pollici $DCON_{MS}$	TD	LF	THL	NOF	PHD	BSG
M 3	0.50	8.00	3.50 x 2.70	C	6HX	T300-SD101DA-M3	☆	☆	☆	☆	★	☆	3.5	3.00	56.0	8.0	3	2.5	DIN 371
		.315											*.138*	*.118*	*2.205*	*.315*		*.098*	
M 4	0.70	10.50	4.50 x 3.40	C	6HX	T300-SD101DA-M4	☆	☆	☆	☆	★	☆	4.5	4.00	63.0	10.5	3	3.3	DIN 371
		.413											*.177*	*.157*	*2.480*	*.413*		*.130*	
M 5	0.80	13.00	6.00 x 4.90	C	6HX	T300-SD101DA-M5	☆	☆	☆	☆	★	☆	6.0	5.00	70.0	13.0	3	4.2	DIN 371
		.512											*.236*	*.197*	*2.756*	*.512*		*.165*	
M 6	1.00	16.00	6.00 x 4.90	C	6HX	T300-SD101DA-M6	☆	☆	☆	☆	★	☆	6.0	6.00	80.0	16.0	3	5.0	DIN 371
		.630											*.236*	*.236*	*3.150*	*.630*		*.197*	
M 8	1.25	20.50	8.00 x 6.20	C	6HX	T300-SD101DA-M8	☆	☆	☆	☆	★	☆	8.0	8.00	90.0	20.5	3	6.8	DIN 371
		.807											*.315*	*.315*	*3.543*	*.807*		*.268*	
M 10	1.50	25.50	10.00 x 8.00	C	6HX	T300-SD101DA-M10	☆	☆	☆	☆	★	☆	10.0	10.00	100.0	25.5	3	8.5	DIN 371
		1.004											*.394*	*.394*	*3.937*	*1.004*		*.335*	
M 12	1.75	30.50	12.00 x 9.00	C	6HX	T300-SD101DA-M12	☆	☆	☆	☆	★	☆	12.0	12.00	110.0	30.5	4	10.2	DIN 371
		1.201											*.472*	*.472*	*4.331*	*1.201*		*.402*	
M 16	2.00	39.50	16.00 x 12.00	C	6HX	T300-SD101DA-M16	☆	☆	☆	☆	★	☆	16.0	16.00	110.0	39.5	4	14.0	DIN 371
		1.555											*.630*	*.630*	*4.331*	*1.555*		*.551*	

C177 C157 E9 E27 C154

SANDVIK Coromant

Maschio con scanalature elicoidali CoroTap™ 300

Tipo di filetto: metrico

DIN 371, DIN 376

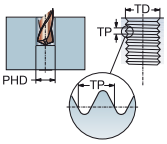

ULDR	2.0
FHA	15°
SUBSTRATE	HSS-E-PM
COATING	PVD ALCRN

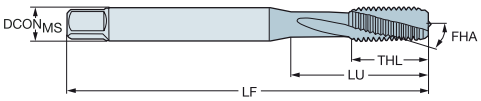

Per leghe di titanio

Dimensioni in mm e pollici

TDZ	TP	LU	CZC$_{MS}$	THCHT	TCTR	Codice di ordinazione	S D115	DCON$_{MS}$	TD	LF	THL	NOF	PHD	BSG
M 2	0.40	8.00	2.80 x 2.10	C	6HX	T300-SM100DA-M2	★	2.8	2.00	45.0	8.0	3	1.6	DIN 371
		.315						*.110*	*.079*	*1.772*	*.315*		*.063*	
M 2.5	0.45	30.00	2.80 x 2.10	C	6HX	T300-SM100DA-M2.5	★	2.8	2.50	50.0	9.0	3	2.1	DIN 371
		1.181						*.110*	*.098*	*1.969*	*.354*		*.081*	
M 3	0.50	10.00	3.50 x 2.70	C	6HX	T300-SM100DA-M3	★	3.5	3.00	56.0	10.0	3	2.5	DIN 371
		.394						*.138*	*.118*	*2.205*	*.394*		*.098*	
M 3.5	0.60	12.00	4.00 x 3.00	C	6HX	T300-SM100DA-M3.5	★	4.0	3.50	56.0	12.0	3	2.9	DIN 371
		.472						*.157*	*.138*	*2.205*	*.472*		*.114*	
M 4	0.70	13.00	4.50 x 3.40	C	6HX	T300-SM100DA-M4	★	4.5	4.00	63.0	13.0	3	3.3	DIN 371
		.512						*.177*	*.157*	*2.480*	*.512*		*.130*	
M 5	0.80	16.00	6.00 x 4.90	C	6HX	T300-SM100DA-M5	★	6.0	5.00	70.0	16.0	3	4.2	DIN 371
		.630						*.236*	*.197*	*2.756*	*.630*		*.165*	
M 6	1.00	23.00	6.00 x 4.90	C	6HX	T300-SM100DA-M6	★	6.0	6.00	80.0	15.0	3	5.0	DIN 371
		.906						*.236*	*.236*	*3.150*	*.591*		*.197*	
M 8	1.25	29.50	8.00 x 6.20	C	6HX	T300-SM100DA-M8	★	8.0	8.00	90.0	18.0	3	6.8	DIN 371
		1.161						*.315*	*.315*	*3.543*	*.709*		*.268*	
M 10	1.50	33.50	10.00 x 8.00	C	6HX	T300-SM101DA-M10	★	10.0	10.00	100.0	20.0	3	8.5	DIN 371
		1.319						*.394*	*.394*	*3.937*	*.787*		*.335*	
M 12	1.75	83.00	9.00 x 7.10	C	6HX	T300-SM101DA-M12	★	9.0	12.00	110.0	23.0	4	10.2	DIN 376
		3.268						*.354*	*.472*	*4.331*	*.906*		*.402*	
M 16	2.00	68.00	12.00 x 9.00	C	6HX	T300-SM101DA-M16	★	12.0	16.00	110.0	25.0	4	14.0	DIN 376
		2.677						*.472*	*.630*	*4.331*	*.984*		*.551*	
M 20	2.50	95.00	16.00 x 12.00	C	6HX	T300-SM101DA-M20	★	16.0	20.00	140.0	30.0	4	17.5	DIN 376
		3.740						*.630*	*.787*	*5.512*	*1.181*		*.689*	

C177 C157 E9 E27 C154

Maschio con scanalature elicoidali CoroTap™ 300

Tipo di filetto: metrico

DIN 371

ULDR	1.5
FHA	15°
SUBSTRATE	HSS-E-PM
COATING	PVD ZrN - D125
	UNCOAT - D150

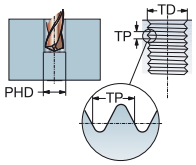

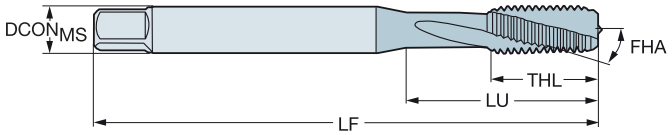

N

Dimensioni in mm e pollici

TDZ	TP	LU	CZC_{MS}	THCHT	TCTR	Codice di ordinazione	N D125	N D150	$DCON_{MS}$	TD	LF	THL	NOF	PHD	BSG
M 3	0.50	18.00	3.50 x 2.70	C	6H	T300-NM100DA-M3	★	★	3.5	3.00	56.0	9.0	3	2.5	DIN 371
		.709							*.138*	*.118*	*2.205*	*.354*		*.098*	
M 4	0.70	21.00	4.50 x 3.40	C	6H	T300-NM100DA-M4	★	★	4.5	4.00	63.0	12.0	3	3.3	DIN 371
		.827							*.177*	*.157*	*2.480*	*.472*		*.130*	
M 5	0.80	25.00	6.00 x 4.90	C	6H	T300-NM100DA-M5	★	★	6.0	5.00	70.0	13.0	3	4.2	DIN 371
		.984							*.236*	*.197*	*2.756*	*.512*		*.165*	
M 6	1.00	30.00	6.00 x 4.90	C	6H	T300-NM100DA-M6	★	★	6.0	6.00	80.0	15.0	3	5.0	DIN 371
		1.181							*.236*	*.236*	*3.150*	*.591*		*.197*	
M 8	1.25	35.00	8.00 x 6.20	C	6H	T300-NM100DA-M8	★	★	8.0	8.00	90.0	18.0	3	6.8	DIN 371
		1.378							*.315*	*.315*	*3.543*	*.709*		*.268*	
M 10	1.50	39.00	10.00 x 8.00	C	6H	T300-NM100DA-M10	★	★	10.0	10.00	100.0	20.0	3	8.5	DIN 371
		1.535							*.394*	*.394*	*3.937*	*.787*		*.335*	

C177 C157 E9 E27 C154

ITA

Maschio con scanalature elicoidali CoroTap™ 300

Tipo di filetto: metrico

DIN 376

ULDR	1.5
FHA	15°
SUBSTRATE	HSS-E-PM
COATING	UNCOAT - D150

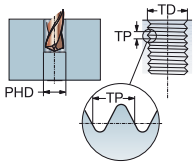

N

Dimensioni in mm e pollici

TDZ	TP	LU	CZC_{MS}	THCHT	TCTR	Codice di ordinazione	N / D150	$DCON_{MS}$	TD	LF	THL	NOF	PHD	BSG
M 14	2.00	81.00	11.00 x 9.00	C	6H	T300-NM101DA-M14	★	11.0	14.00	110.0	25.0	3	12.0	DIN 376
		3.189						*.433*	*.551*	*4.331*	*.984*		*.472*	
M 16	2.00	68.00	12.00 x 9.00	C	6H	T300-NM101DA-M16	★	12.0	16.00	110.0	25.0	3	14.0	DIN 376
		2.677						*.472*	*.630*	*4.331*	*.984*		*.551*	

C177 C157 E9 E27 C154

Maschio con scanalature elicoidali CoroTap™ 300

Tipo di filetto: metrico

DIN 371, DIN 376

ULDR	2.5
FHA	35°
SUBSTRATE	HSS-E, HSS-E-PM
COATING	UNCOAT - B150

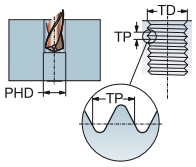

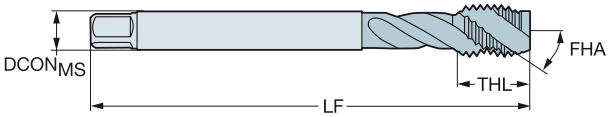

N

Dimensioni in mm e pollici

TDZ	TP	LU	CZC_{MS}	THCHT	TCTR	Codice di ordinazione	N B150	$DCON_{MS}$	TD	LF	THL	NOF	PHD	BSG
M 3	0.50	18.00	3.50 x 2.70	C	6H	T300-NM100DA-M3	★	3.5	3.00	56.0	9.0	3	2.5	DIN 371
		.709						*.138*	*.118*	*2.205*	*.354*		*.098*	
M 4	0.70	21.00	4.50 x 3.40	C	6H	T300-NM100DA-M4	★	4.5	4.00	63.0	12.0	3	3.3	DIN 371
		.827						*.177*	*.157*	*2.480*	*.472*		*.130*	
M 5	0.80	25.00	6.00 x 4.90	C	6H	T300-NM100DA-M5	★	6.0	5.00	70.0	13.0	3	4.2	DIN 371
		.984						*.236*	*.197*	*2.756*	*.512*		*.165*	
M 6	1.00	30.00	6.00 x 4.90	C	6H	T300-NM100DA-M6	★	6.0	6.00	80.0	15.0	3	5.0	DIN 371
		1.181						*.236*	*.236*	*3.150*	*.591*		*.197*	
M 8	1.25	35.00	8.00 x 6.20	C	6H	T300-NM100DA-M8	★	8.0	8.00	90.0	18.0	3	6.8	DIN 371
		1.378						*.315*	*.315*	*3.543*	*.709*		*.268*	
M 10	1.50	39.00	10.00 x 8.00	C	6H	T300-NM100DA-M10	★	10.0	10.00	100.0	20.0	3	8.5	DIN 371
		1.535						*.394*	*.394*	*3.937*	*.787*		*.335*	
M 14	2.00	81.00	11.00 x 9.00	C	6H	T300-NM101DA-M14	★	11.0	14.00	110.0	25.0	3	12.0	DIN 376
		3.189						*.433*	*.551*	*4.331*	*.984*		*.472*	
M 16	2.00	68.00	12.00 x 9.00	C	6H	T300-NM101DA-M16	★	12.0	16.00	110.0	25.0	3	14.0	DIN 376
		2.677						*.472*	*.630*	*4.331*	*.984*		*.551*	
M 12	1.75	83.00	9.00 x 7.00	C	6H	T300-NM101DA-M12	★	9.0	12.00	110.0	23.0	3	10.2	DIN 376
		3.268						*.354*	*.472*	*4.331*	*.906*		*.402*	
M 20	2.50	95.00	16.00 x 12.00	C	6H	T300-NM101DA-M20	★	16.0	20.00	140.0	30.0	3	17.5	DIN 376
		3.740						*.630*	*.787*	*5.512*	*1.181*		*.689*	

C177 C157 E9 E27 C154

SANDVIK Coromant

ITA

Maschio con scanalature elicoidali CoroTap™ 300

Tipo di filetto: metrico

DIN/ANSI

ULDR 1.5
FHA 15°
SUBSTRATE HSS-E-PM

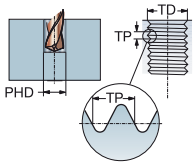

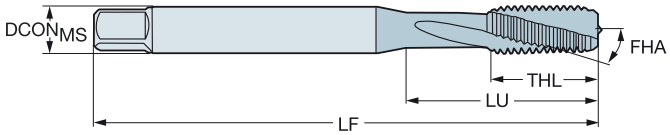

N

TDZ	TP	LU	CZC_{MS}	THCHT	TCTR	Codice di ordinazione	N / D150	$DCON_{MS}$	TD	LF	THL	NOF	PHD	BSG
M 5	0.80	21.42	.194 x .152	C	6H	T300-NM100AA-M5	★	4.9	5.00	70.0	14.0	3	4.2	DIN/ANSI
		.843						*.194*	*.197*	*2.756*	*.551*		*.165*	
M 6	1.00	25.59	.255 x .191	C	6H	T300-NM100AA-M6	★	6.5	6.00	80.0	15.0	3	5.0	DIN/ANSI
		1.007						*.255*	*.236*	*3.150*	*.591*		*.197*	
M 8	1.25	30.20	.318 x .238	C	6H	T300-NM100AA-M8	★	8.1	8.00	90.0	18.0	3	6.8	DIN/ANSI
		1.189						*.318*	*.315*	*3.543*	*.709*		*.268*	
M 10	1.50	32.80	.381 x .286	C	6H	T300-NM100AA-M10	★	9.7	10.00	100.0	20.0	3	8.5	DIN/ANSI
		1.292						*.381*	*.394*	*3.937*	*.787*		*.335*	
M 12	1.75	86.02	.367 x .275	C	6H	T300-NM101AA-M12	★	9.3	12.00	110.0	23.0	3	10.2	DIN/ANSI
		3.386						*.367*	*.472*	*4.331*	*.906*		*.402*	

C177 C157 E9 E27 C154

Maschio con scanalature elicoidali CoroTap™ 300

Tipo di filetto: metrico a passo fine

DIN 374

ULDR 3.0
FHA 48°
SUBSTRATE HSS-E-PM
COATING PVD TIALN

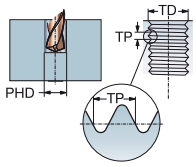

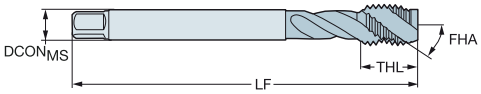

P
≤350HB

Dimensioni in mm e pollici

TDZ	TP	LU	CZC$_{MS}$	THCHT	TCTR	Codice di ordinazione	DCON$_{MS}$	TD	LF	THL	NOF	BSG
MF 4x0.5	0.50	43.00	2.80 x 2.10	C	6HX	EX13PM4X.50	2.8	4.00	63.0	7.0	3	DIN 374
		1.693					*.110*	*.157*	*2.480*	*.276*		
MF 5x0.5	0.50	49.00	3.50 x 2.70	C	6HX	EX13PM5X.50	3.5	5.00	70.0	8.0	3	DIN 374
		1.929					*.138*	*.197*	*2.756*	*.315*		
MF 6x0.75	0.75	59.00	4.50 x 3.40	C	6HX	EX13PM6X.75	4.5	6.00	80.0	10.0	3	DIN 374
		2.323					*.177*	*.236*	*3.150*	*.394*		
MF 8x0.75	0.75	57.00	6.00 x 4.90	C	6HX	EX13PM8X.75	6.0	8.00	80.0	13.0	3	DIN 374
		2.244					*.236*	*.315*	*3.150*	*.512*		
MF 8x1	1.00	67.00	6.00 x 4.90	C	6HX	EX13PM8X1.0	6.0	8.00	90.0	13.0	3	DIN 374
		2.638					*.236*	*.315*	*3.543*	*.512*		
MF 10x1	1.00	67.00	7.00 x 5.50	C	6HX	EX13PM10X1.0	7.0	10.00	90.0	13.0	3	DIN 374
		2.638					*.276*	*.394*	*3.543*	*.512*		
MF 10x1.25	1.25	77.00	7.00 x 5.50	C	6HX	EX13PM10X1.25	7.0	10.00	100.0	15.0	3	DIN 374
		3.032					*.276*	*.394*	*3.937*	*.591*		
MF 12x1	1.00	73.00	9.00 x 7.00	C	6HX	EX13PM12X1.0	9.0	12.00	100.0	15.0	3	DIN 374
		2.874					*.354*	*.472*	*3.937*	*.591*		
MF 12x1.25	1.25	73.00	9.00 x 7.00	C	6HX	EX13PM12X1.25	9.0	12.00	100.0	15.0	3	DIN 374
		2.874					*.354*	*.472*	*3.937*	*.591*		
MF 12x1.5	1.50	73.00	9.00 x 7.00	C	6HX	EX13PM12X1.5	9.0	12.00	100.0	15.0	3	DIN 374
		2.874					*.354*	*.472*	*3.937*	*.591*		
MF 14x1	1.00	71.00	11.00 x 9.00	C	6HX	EX13PM14X1.0	11.0	14.00	100.0	15.0	3	DIN 374
		2.795					*.433*	*.551*	*3.937*	*.591*		
MF 14x1.25	1.25	71.00	11.00 x 9.00	C	6HX	EX13PM14X1.25	11.0	14.00	100.0	15.0	3	DIN 374
		2.795					*.433*	*.551*	*3.937*	*.591*		
MF 14x1.5	1.50	71.00	11.00 x 9.00	C	6HX	EX13PM14X1.5	11.0	14.00	100.0	15.0	3	DIN 374
		2.795					*.433*	*.551*	*3.937*	*.591*		
MF 16x1	1.00	58.00	12.00 x 9.00	C	6HX	EX13PM16X1.0	12.0	16.00	100.0	15.0	4	DIN 374
		2.283					*.472*	*.630*	*3.937*	*.591*		
MF 16x1.5	1.50	58.00	12.00 x 9.00	C	6HX	EX13PM16X1.5	12.0	16.00	100.0	15.0	4	DIN 374
		2.283					*.472*	*.630*	*3.937*	*.591*		
MF 18x1	1.00	66.00	14.00 x 11.00	C	6HX	EX13PM18X1.0	14.0	18.00	110.0	17.0	4	DIN 374
		2.598					*.551*	*.709*	*4.331*	*.669*		
MF 18x1.5	1.50	66.00	14.00 x 11.00	C	6HX	EX13PM18X1.5	14.0	18.00	110.0	17.0	4	DIN 374
		2.598					*.551*	*.709*	*4.331*	*.669*		
MF 20x1	1.00	80.00	16.00 x 12.00	C	6HX	EX13PM20X1.0	16.0	20.00	125.0	17.0	4	DIN 374
		3.150					*.630*	*.787*	*4.921*	*.669*		
MF 20x1.5	1.50	80.00	16.00 x 12.00	C	6HX	EX13PM20X1.5	16.0	20.00	125.0	17.0	4	DIN 374
		3.150					*.630*	*.787*	*4.921*	*.669*		
MF 22x1.5	1.50	78.00	18.00 x 14.50	C	6HX	EX13PM22X1.5	18.0	22.00	125.0	17.0	4	DIN 374
		3.071					*.709*	*.866*	*4.921*	*.669*		
MF 24x1.5	1.50	93.00	18.00 x 14.50	C	6HX	EX13PM24X1.5	18.0	24.00	140.0	20.0	4	DIN 374
		3.661					*.709*	*.945*	*5.512*	*.787*		
MF 24x2	2.00	93.00	18.00 x 14.50	C	6HX	EX13PM24X2.0	18.0	24.00	140.0	20.0	4	DIN 374
		3.661					*.709*	*.945*	*5.512*	*.787*		
MF 25x1.5	1.50	93.00	18.00 x 14.50	C	6HX	EX13PM25X1.5	18.0	25.00	140.0	20.0	4	DIN 374
		3.661					*.709*	*.984*	*5.512*	*.787*		
MF 26x1.5	1.50	93.00	18.00 x 14.50	C	6HX	EX13PM26X1.5	18.0	26.00	140.0	20.0	4	DIN 374
		3.661					*.709*	*1.024*	*5.512*	*.787*		
MF 27x1.5	1.50	77.00	20.00 x 16.00	C	6HX	EX13PM27X1.5	20.0	27.00	140.0	20.0	4	DIN 374
		3.032					*.787*	*1.063*	*5.512*	*.787*		
MF 27x2	2.00	77.00	20.00 x 16.00	C	6HX	EX13PM27X2.0	20.0	27.00	140.0	20.0	4	DIN 374
		3.032					*.787*	*1.063*	*5.512*	*.787*		

C177 C157 E9 C154

SANDVIK Coromant

Maschio con scanalature elicoidali CoroTap™ 300

Tipo di filetto: metrico a passo fine

DIN 374

ULDR	3.0
FHA	48°
SUBSTRATE	HSS-E-PM
COATING	PVD TIALN

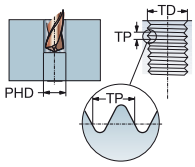

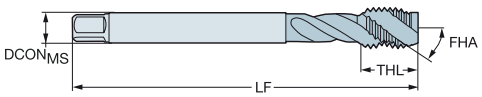

P
≤350HB

Dimensioni in mm e pollici

TDZ	TP	LU	CZC_{MS}	THCHT	TCTR	Codice di ordinazione	$DCON_{MS}$	TD	LF	THL	NOF	BSG
MF 30x1.5	1.50	85.00	22.00 x 18.00	C	6HX	EX13PM30X1.5	22.0	30.00	150.0	20.0	4	DIN 374
		3.346					*.866*	*1.181*	*5.906*	*.787*		
MF 30x2	2.00	85.00	22.00 x 18.00	C	6HX	EX13PM30X2.0	22.0	30.00	150.0	20.0	4	DIN 374
		3.346					*.866*	*1.181*	*5.906*	*.787*		

C177 C157 E9 C154

Maschio con scanalature elicoidali CoroTap™ 300

Tipo di filetto: metrico a passo fine

DIN/ANSI

ULDR 3.0
FHA 48°
SUBSTRATE HSS-E-PM
COATING PVD TIALN

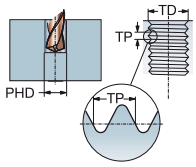

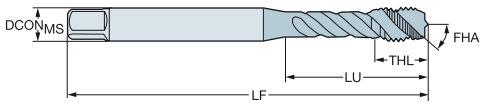

P
≤350HB

Dimensioni in mm e pollici

TDZ	TP	LU	CZC_{MS}	THCHT	TCTR	Codice di ordinazione	$DCON_{MS}$	TD	LF	THL	NOF	BSG
MF 8x1	1.00	33.17	.318 x .238	C	6HX	EX13PAM8X1.0	8.1	8.00	90.0	12.1	3	DIN/ANSI
		1.306					*.318*	*.315*	*3.543*	*.476*		
MF 12x1.25	1.25	81.80	.367 x .275	C	6HX	EX13PAM12X1.25	9.3	12.00	110.0	18.0	3	DIN/ANSI
		3.220					*.367*	*.472*	*4.331*	*.709*		
MF 12x1.5	1.50	81.80	.367 x .275	C	6HX	EX13PAM12X1.5	9.3	12.00	110.0	18.0	3	DIN/ANSI
		3.220					*.367*	*.472*	*4.331*	*.709*		
MF 16x1.5	1.50	65.80	.480 x .360	C	6HX	EX13PAM16X1.5	12.2	16.00	110.0	20.0	4	DIN/ANSI
		2.591					*.480*	*.630*	*4.331*	*.787*		
MF 18x1.5	1.50	79.00	.542 x .406	C	6HX	EX13PAM18X1.5	13.8	18.00	125.0	25.0	4	DIN/ANSI
		3.110					*.542*	*.709*	*4.921*	*.984*		

C177 C157 E9 C154

SANDVIK Coromant

ITA

Maschio con scanalature elicoidali CoroTap™ 300

Tipo di filetto: metrico a passo fine

DIN 374

ULDR	2.0
FHA	40°
SUBSTRATE	HSS-E
COATING	PVD FEN

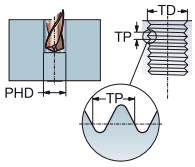

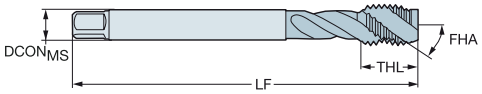

M

Dimensioni in mm e pollici

TDZ	TP	LU	CZC_{MS}	THCHT	TCTR	Codice di ordinazione	$DCON_{MS}$	TD	LF	THL	NOF	BSG
MF 6x0.75	0.75	59.00	4.50 x 3.40	C	6H	E363M6X.75	4.5	6.00	80.0	10.0	3	DIN 374
		2.323					*.177*	*.236*	*3.150*	*.394*		
MF 8x1	1.00	67.00	6.00 x 4.90	C	6H	E363M8X1.0	6.0	8.00	90.0	12.0	3	DIN 374
		2.638					*.236*	*.315*	*3.543*	*.472*		
MF 10x1	1.00	67.00	7.00 x 5.50	C	6H	E363M10X1.0	7.0	10.00	90.0	12.0	3	DIN 374
		2.638					*.276*	*.394*	*3.543*	*.472*		
MF 10x1.25	1.25	77.00	7.00 x 5.50	C	6H	E363M10X1.25	7.0	10.00	100.0	15.0	3	DIN 374
		3.032					*.276*	*.394*	*3.937*	*.591*		
MF 12x1	1.00	73.00	9.00 x 7.00	C	6H	E363M12X1.0	9.0	12.00	100.0	13.0	4	DIN 374
		2.874					*.354*	*.472*	*3.937*	*.512*		
MF 12x1.25	1.25	73.00	9.00 x 7.00	C	6H	E363M12X1.25	9.0	12.00	100.0	13.0	4	DIN 374
		2.874					*.354*	*.472*	*3.937*	*.512*		
MF 12x1.5	1.50	73.00	9.00 x 7.00	C	6H	E363M12X1.5	9.0	12.00	100.0	13.0	4	DIN 374
		2.874					*.354*	*.472*	*3.937*	*.512*		
MF 14x1.5	1.50	71.00	11.00 x 9.00	C	6H	E363M14X1.5	11.0	14.00	100.0	15.0	4	DIN 374
		2.795					*.433*	*.551*	*3.937*	*.591*		
MF 16x1.5	1.50	58.00	12.00 x 9.00	C	6H	E363M16X1.5	12.0	16.00	100.0	15.0	5	DIN 374
		2.283					*.472*	*.630*	*3.937*	*.591*		
MF 18x1.5	1.50	66.00	14.00 x 11.00	C	6H	E363M18X1.5	14.0	18.00	110.0	17.0	5	DIN 374
		2.598					*.551*	*.709*	*4.331*	*.669*		
MF 20x1.5	1.50	80.00	16.00 x 12.00	C	6H	E363M20X1.5	16.0	20.00	125.0	17.0	5	DIN 374
		3.150					*.630*	*.787*	*4.921*	*.669*		

C177 C157 E9 C154

Maschio con scanalature elicoidali CoroTap™ 300

Tipo di filetto: metrico a passo fine

DIN 374

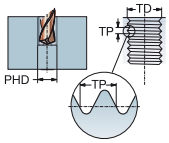

ULDR 1.5
FHA 10°
SUBSTRATE HSS-E-PM

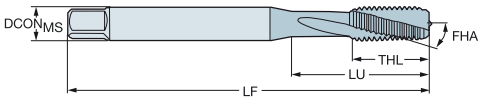

Per leghe di nichel

TDZ	TP	LU	CZC_{MS}	THCHT	TCTR	Codice di ordinazione	S / D150	$DCON_{MS}$	TD	LF	THL	NOF	PHD	BSG
MF 8x1	1.00	20.00	8.00 x 6.20	C	6HX	T300-SD100DB-M8X100	★	8.0	8.00	90.0	20.0	3	7.0	DIN 374
		.787						*.315*	*.315*	*3.543*	*.787*		*.276*	
MF 10x1	1.00	24.00	10.00 x 8.00	C	6HX	T300-SD100DB-M10X100	★	10.0	10.00	90.0	24.0	3	9.0	DIN 374
		.945						*.394*	*.394*	*3.543*	*.945*		*.354*	
MF 10x1.25	1.25	24.50	10.00 x 8.00	C	6HX	T300-SD100DB-M10X125	★	10.0	10.00	100.0	24.5	3	8.8	DIN 374
		.965						*.394*	*.394*	*3.937*	*.965*		*.344*	
MF 12x1	1.00	28.00	12.00 x 9.00	C	6HX	T300-SD100DB-M12X100	★	12.0	12.00	100.0	28.0	4	11.0	DIN 374
		1.102						*.472*	*.472*	*3.937*	*1.102*		*.433*	
MF 12x1.25	1.25	28.50	12.00 x 9.00	C	6HX	T300-SD100DB-M12X125	★	12.0	12.00	100.0	28.5	4	10.8	DIN 374
		1.122						*.472*	*.472*	*3.937*	*1.122*		*.423*	
MF 12x1.5	1.50	29.50	12.00 x 9.00	C	6HX	T300-SD100DB-M12X150	★	12.0	12.00	100.0	29.5	4	10.5	DIN 374
		1.161						*.472*	*.472*	*3.937*	*1.161*		*.413*	

C177 C157 E9 E27 C154

SANDVIK Coromant

Maschio con scanalature elicoidali CoroTap™ 300

Tipo di filetto: metrico a passo fine

DIN 371, DIN 374

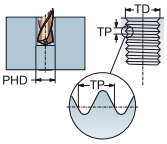

ULDR	2.0
FHA	15°
SUBSTRATE	HSS-E-PM
COATING	PVD ALCRN

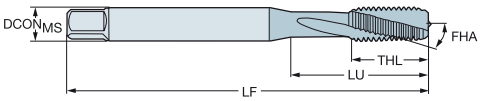

Per leghe di titanio

Dimensioni in mm e pollici

TDZ	TP	LU	CZC_{MS}	THCHT	TCTR	Codice di ordinazione	S	D115	$DCON_{MS}$	TD	LF	THL	NOF	PHD	BSG
MF 6x0.75	0.75	23.00	6.00 x 4.90	C	6HX	T300-SM100DB-M6X075	★		6.0	6.00	80.0	15.0	3	5.3	DIN 371
		.906							*.236*	*.236*	*3.150*	*.591*		*.207*	
MF 8x0.75	0.75	29.50	8.00 x 6.20	C	6HX	T300-SM100DB-M8X075	★		8.0	8.00	90.0	18.0	3	7.3	DIN 371
		1.161							*.315*	*.315*	*3.543*	*.709*		*.285*	
MF 8x1	1.00	29.50	8.00 x 6.20	C	6HX	T300-SM100DB-M8X100	★		8.0	8.00	90.0	18.0	3	7.0	DIN 371
		1.161							*.315*	*.315*	*3.543*	*.709*		*.276*	
MF 10x1	1.00	33.50	10.00 x 8.00	C	6HX	T300-SM100DB-M10X100	★		10.0	10.00	100.0	20.0	3	9.0	DIN 371
		1.319							*.394*	*.394*	*3.937*	*.787*		*.354*	
MF 12x1	1.00	73.00	9.00 x 7.00	C	6HX	T300-SM100DB-M12X100	★		9.0	12.00	100.0	21.0	4	11.0	DIN 374
		2.874							*.354*	*.472*	*3.937*	*.827*		*.433*	
MF 12x1.5	1.50	73.00	9.00 x 7.00	C	6HX	T300-SM100DB-M12X150	★		9.0	12.00	100.0	21.0	4	10.5	DIN 374
		2.874							*.354*	*.472*	*3.937*	*.827*		*.413*	
MF 14x1.5	1.50	71.00	11.00 x 9.00	C	6HX	T300-SM100DB-M14X150	★		11.0	14.00	100.0	21.0	4	12.5	DIN 374
		2.795							*.433*	*.551*	*3.937*	*.827*		*.492*	

C177 C157 E9 E27 C154

Maschio con scanalature elicoidali CoroTap™ 300

Tipo di filetto: metrico a passo fine

DIN 374

ULDR 2.5
FHA 35°
SUBSTRATE HSS-E
COATING UNCOAT

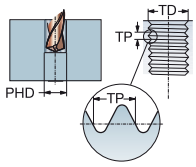

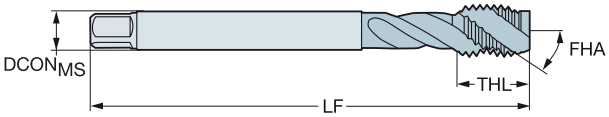

N

Dimensioni in mm e pollici

TDZ	TP	LU	CZC$_{MS}$	THCHT	TCTR	Codice di ordinazione	N R150	DCON$_{MS}$	TD	LF	THL	NOF	PHD	BSG
MF 5x0.5	0.50	49.00	3.50 x 2.70	C	6H	T300-NM100DB-M5X050	★	3.5	5.00	70.0	13.0	2	4.5	DIN 374
		1.929						*.138*	*.197*	*2.756*	*.512*		*.177*	
MF 8x1	1.00	67.00	6.00 x 4.90	C	6H	T300-NM100DB-M8X100	★	6.0	8.00	90.0	18.0	2	7.0	DIN 374
		2.638						*.236*	*.315*	*3.543*	*.709*		*.276*	
MF 10x1	1.00	67.00	7.00 x 5.50	C	6H	T300-NM100DB-M10X100	★	7.0	10.00	90.0	20.0	3	9.0	DIN 374
		2.638						*.276*	*.394*	*3.543*	*.787*		*.354*	
MF 10x1.25	1.25	77.00	7.00 x 5.50	C	6H	T300-NM100DB-M10X125	★	7.0	10.00	100.0	20.0	3	8.8	DIN 374
		3.032						*.276*	*.394*	*3.937*	*.787*		*.346*	
MF 12x1.25	1.25	73.00	9.00 x 7.00	C	6H	T300-NM100DB-M12X125	★	9.0	12.00	100.0	21.0	3	10.8	DIN 374
		2.874						*.354*	*.472*	*3.937*	*.827*		*.425*	
MF 12x1.5	1.50	73.00	9.00 x 7.00	C	6H	T300-NM100DB-M12X150	★	9.0	12.00	100.0	21.0	3	10.5	DIN 374
		2.874						*.354*	*.472*	*3.937*	*.827*		*.413*	
MF 14x1.25	1.25	71.00	11.00 x 9.00	C	6H	T300-NM100DB-M14X125	★	11.0	14.00	100.0	21.0	3	12.8	DIN 374
		2.795						*.433*	*.551*	*3.937*	*.827*		*.504*	
MF 14x1.5	1.50	71.00	11.00 x 9.00	C	6H	T300-NM100DB-M14X150	★	11.0	14.00	100.0	21.0	3	12.5	DIN 374
		2.795						*.433*	*.551*	*3.937*	*.827*		*.492*	
MF 16x1.5	1.50	58.00	12.00 x 9.00	C	6H	T300-NM100DB-M16X150	★	12.0	16.00	100.0	21.0	3	14.5	DIN 374
		2.283						*.472*	*.630*	*3.937*	*.827*		*.571*	
MF 18x1.5	1.50	66.00	14.00 x 11.00	C	6H	T300-NM100DB-M18X150	★	14.0	18.00	110.0	24.0	3	16.5	DIN 374
		2.598						*.551*	*.709*	*4.331*	*.945*		*.650*	
MF 20x1.5	1.50	80.00	16.00 x 12.00	C	6H	T300-NM100DB-M20X150	★	16.0	20.00	125.0	24.0	3	18.5	DIN 374
		3.150						*.630*	*.787*	*4.921*	*.945*		*.728*	

C177 C157 E9 E27 C154

SANDVIK Coromant

Maschio con scanalature elicoidali CoroTap™ 300

Tipo di filetto: MJ

DIN 371

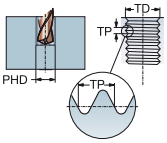

ULDR 1.5
FHA 10°
SUBSTRATE HSS-E-PM

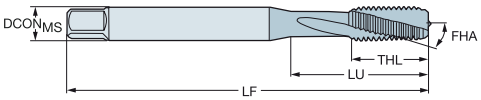

Per leghe di nichel

TDZ	TP	LU	CZC_{MS}	THCHT	TCTR	Codice di ordinazione	S D150	$DCON_{MS}$	TD	LF	THL	NOF	PHD	BSG
								Dimensioni in mm e pollici						
MJ 3	0.50	8.00	3.50 x 2.70	C	4H	T300-SD100DC-MJ3	★	3.5	3.00	56.0	8.0	3	2.5	DIN 371
		.315						*.138*	*.118*	*2.205*	*.315*		*.098*	
MJ 4	0.70	10.50	4.50 x 3.40	C	4H	T300-SD100DC-MJ4	★	4.5	4.00	63.0	10.5	3	3.3	DIN 371
		.413						*.177*	*.157*	*2.480*	*.413*		*.130*	
MJ 5	0.80	13.00	6.00 x 4.90	C	4H	T300-SD100DC-MJ5	★	6.0	5.00	70.0	13.0	3	4.2	DIN 371
		.512						*.236*	*.197*	*2.756*	*.512*		*.165*	
MJ 6	1.00	15.50	6.00 x 4.90	C	4H	T300-SD100DC-MJ6	★	6.0	6.00	80.0	15.5	3	5.0	DIN 371
		.610						*.236*	*.236*	*3.150*	*.610*		*.197*	

ULDR 2.0
FHA 15°
SUBSTRATE HSS-E-PM
COATING PVD ALCRN

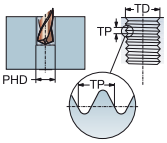

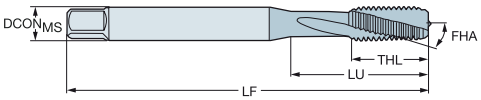

Per leghe di titanio

TDZ	TP	LU	CZC_{MS}	THCHT	TCTR	Codice di ordinazione	S D115	$DCON_{MS}$	TD	LF	THL	NOF	PHD	BSG
								Dimensioni in mm e pollici						
MJ 4	0.70	13.00	4.50 x 3.40	C	6HX	T300-SM100DC-MJ4	★	4.5	4.00	63.0	13.0	3	3.3	DIN 371
		.512						*.177*	*.157*	*2.480*	*.512*		*.130*	
MJ 5	0.80	16.00	6.00 x 4.90	C	6HX	T300-SM100DC-MJ5	★	6.0	5.00	70.0	16.0	3	4.2	DIN 371
		.630						*.236*	*.197*	*2.756*	*.630*		*.165*	
MJ 6	1.00	23.00	6.00 x 4.90	C	6HX	T300-SM100DC-MJ6	★	6.0	6.00	80.0	15.0	3	5.0	DIN 371
		.906						*.236*	*.236*	*3.150*	*.591*		*.197*	
MJ 8	1.25	29.50	8.00 x 6.20	C	6HX	T300-SM100DC-MJ8	★	8.0	8.00	100.0	18.0	3	6.8	DIN 371
		1.161						*.315*	*.315*	*3.937*	*.709*		*.268*	

C177 C157 E9 E27 C154

Maschio con scanalature elicoidali CoroTap™ 300

Tipo di filetto: UNC

DIN 2184-1

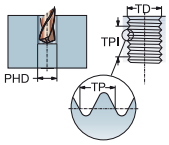

ULDR 1.5
FHA 25°
SUBSTRATE HSS-E-PM

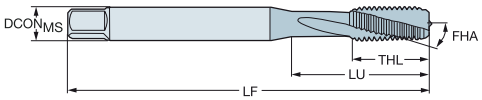

Per leghe di nichel

TDZ	TPI	LU	CZC_{MS}	THCHT	TCTR	Codice di ordinazione	S / D150	$DCON_{MS}$	TD	LF	THL	NOF	PHD	BSG
								Dimensioni in mm e pollici						
UNC #3-48	48.00	9.00	2.80 x 2.10	C	2B	T300-SD100DE-3-48	★	2.8	2.51	50.0	9.0	3	2.1	DIN 2184-1
		.354						*.110*	*.099*	*1.969*	*.354*		*.083*	
UNC #2-56	56.00	9.00	2.80 x 2.10	C	2B	T300-SD100DE-2-56	★	2.8	2.18	45.0	9.0	3	1.9	DIN 2184-1
		.354						*.110*	*.086*	*1.772*	*.354*		*.073*	
UNC #4-40	40.00	10.00	3.50 x 2.70	C	2B	T300-SD100DE-4-40	★	3.5	2.84	56.0	10.0	3	2.4	DIN 2184-1
		.394						*.138*	*.112*	*2.205*	*.394*		*.093*	
UNC #6-32	32.00	12.00	4.00 x 3.00	C	2B	T300-SD100DE-6-32	★	4.0	3.51	56.0	12.0	3	2.9	DIN 2184-1
		.472						*.157*	*.138*	*2.205*	*.472*		*.112*	
UNC #8-32	32.00	13.00	4.50 x 3.40	C	2B	T300-SD100DE-8-32	★	4.5	4.17	63.0	13.0	3	3.5	DIN 2184-1
		.512						*.177*	*.164*	*2.480*	*.512*		*.138*	
UNC #10-24	24.00	16.00	6.00 x 4.90	C	2B	T300-SD100DE-10-24	★	6.0	4.83	70.0	16.0	3	3.9	DIN 2184-1
		.630						*.236*	*.190*	*2.756*	*.630*		*.154*	
UNC 1/4-20	20.00	25.00	7.00 x 5.50	C	2B	T300-SD100DE-1/4	★	7.0	6.35	80.0	15.0	3	5.1	DIN 2184-1
		.984						*.276*	*.250*	*3.150*	*.591*		*.201*	
UNC 5/16-18	18.00	29.50	8.00 x 6.20	C	2B	T300-SD100DE-5/16	★	8.0	7.94	90.0	18.0	3	6.6	DIN 2184-1
		1.161						*.315*	*.313*	*3.543*	*.709*		*.260*	
UNC 3/8-16	16.00	33.50	10.00 x 8.00	C	2B	T300-SD100DE-3/8	★	10.0	9.53	100.0	20.0	4	8.0	DIN 2184-1
		1.319						*.394*	*.375*	*3.937*	*.787*		*.315*	

C177 C157 E9 E27 C154

SANDVIK Coromant

ITA

Maschio con scanalature elicoidali CoroTap™ 300

Tipo di filetto: UNC

C-DIN/ANSI, DIN/ANSI

ULDR	1.5
FHA	15°
SUBSTRATE	HSS-E-PM
COATING	PVD TIALN

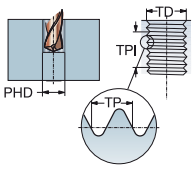

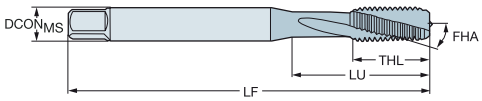

P
30-48 HRC

Dimensioni in mm e pollici

TDZ	TPI	LU	CZC$_{MS}$	THCHT	TCTR	Codice di ordinazione	DCON$_{MS}$	TD	LF	THL	NOF	BSG
UNC #4-40	40.00	11.90	.141 x .110	C	2B	E8844-40	3.6	2.84	56.0	11.9	3	C-DIN/ANSI
		.469					*.141*	*.112*	*2.205*	*.469*		
UNC #6-32	32.00	13.90	.168 x .131	C	2B	E8846-32	4.3	3.51	63.0	13.9	3	C-DIN/ANSI
		.547					*.168*	*.138*	*2.480*	*.547*		
UNC #8-32	32.00	15.10	.194 x .152	C	2B	E8848-32	4.9	4.17	70.0	15.1	3	C-DIN/ANSI
		.594					*.194*	*.164*	*2.756*	*.594*		
UNC #10-24	24.00	17.00	.255 x .191	C	2B	E88410-24	6.5	4.83	80.0	17.0	3	C-DIN/ANSI
		.669					*.255*	*.190*	*3.150*	*.669*		
UNC 1/4-20	20.00	20.20	.318 x .238	C	2B	E8841/4	8.1	6.35	90.0	20.2	3	C-DIN/ANSI
		.795					*.318*	*.250*	*3.543*	*.795*		
UNC 5/16-18	18.00	20.00	.381 x .286	C	2B	E8845/16	9.7	7.94	100.0	22.8	3	C-DIN/ANSI
		.787					*.381*	*.313*	*3.937*	*.898*		
UNC 3/8-16	16.00	37.00	.381 x .286	C	2B	E8843/8	9.7	9.53	100.0	20.0	3	DIN/ANSI
		1.457					*.381*	*.375*	*3.937*	*.787*		
UNC 7/16-14	14.00	72.60	.323 x .242	C	2B	E8847/16	8.2	11.11	100.0	20.0	4	DIN/ANSI
		2.858					*.323*	*.438*	*3.937*	*.787*		
UNC 1/2-13	13.00	81.80	.367 x .275	C	2B	E8841/2	9.3	12.70	110.0	23.0	4	DIN/ANSI
		3.220					*.367*	*.500*	*4.331*	*.906*		
UNC 5/8-11	11.00	65.80	.480 x .360	C	2B	E8845/8	12.2	15.88	110.0	23.0	4	DIN/ANSI
		2.591					*.480*	*.625*	*4.331*	*.906*		
UNC 3/4-10	10.00	77.50	.590 x .442	C	2B	E8843/4	15.0	19.05	125.0	30.0	4	DIN/ANSI
		3.051					*.590*	*.750*	*4.921*	*1.181*		

C177 C157 E9 C154

Maschio con scanalature elicoidali CoroTap™ 300

Tipo di filetto: UNC

DIN/ANSI

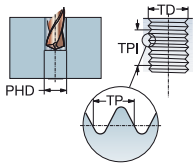

ULDR	3.0
FHA	48°
SUBSTRATE	HSS-E-PM
COATING	PVD TIALN

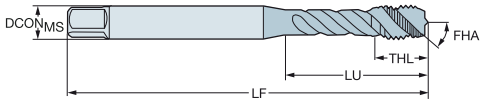

P
≤350HB

Dimensioni in mm e pollici

TCT	TDZ	TPI	LU	CZC_{MS}	THCHT	TCTR	Codice di ordinazione	$DCON_{MS}$	TD	LF	THL	NOF	BSG
H1	UNC #2-56	56.00	11.99	.141 x .110	C	3B	EX23PA2-56	3.6	2.18	45.0	4.0	3	DIN/ANSI
			.472					*.141*	*.086*	*1.772*	*.157*		
H2	UNC #4-40	40.00	16.97	.141 x .110	C	2B	EX23PA4-40	3.6	2.84	56.0	6.5	3	DIN/ANSI
			.668					*.141*	*.112*	*2.205*	*.256*		
H2	UNC #5-40	40.00	17.74	.141 x .110	C	2B	EX23PA5-40	3.6	3.18	56.0	6.5	3	DIN/ANSI
			.698					*.141*	*.125*	*2.205*	*.256*		
H3	UNC #6-32	32.00	20.20	.141 x .110	C	2B	EX23PA6-32	3.6	3.51	56.0	6.5	3	DIN/ANSI
			.795					*.141*	*.138*	*2.205*	*.256*		
H3	UNC #8-32	32.00	21.18	.168 x .131	C	2B	EX23PA8-32	4.3	4.17	63.0	7.0	3	DIN/ANSI
			.834					*.168*	*.164*	*2.480*	*.276*		
H5	UNC #8-32	32.00	21.18	.168 x .131	C	2B	EX23PA8-32H5	4.3	4.17	63.0	7.0	3	DIN/ANSI
			.834					*.168*	*.164*	*2.480*	*.276*		
H3	UNC #10-24	24.00	27.54	.194 x .152	C	2B	EX23PA10-24	4.9	4.83	70.0	8.4	3	DIN/ANSI
			1.084					*.194*	*.190*	*2.756*	*.331*		
H3	UNC 1/4-20	20.00	24.69	.255 x .191	C	3B	EX23PA1/4	6.5	6.35	80.0	10.2	3	DIN/ANSI
			.972					*.255*	*.250*	*3.150*	*.402*		
H5	UNC 1/4-20	20.00	24.69	.255 x .191	C	2B	EX23PA1/4H5	6.5	6.35	80.0	10.2	3	DIN/ANSI
			.972					*.255*	*.250*	*3.150*	*.402*		
H3	UNC 5/16-18	18.00	33.17	.318 x .238	C	3B	EX23PA5/16	8.1	7.94	90.0	12.2	3	DIN/ANSI
			1.306					*.318*	*.313*	*3.543*	*.480*		
H5	UNC 5/16-18	18.00	33.17	.318 x .238	C	2B	EX23PA5/16H5	8.1	7.94	90.0	12.2	3	DIN/ANSI
			1.306					*.318*	*.313*	*3.543*	*.480*		
H3	UNC 3/8-16	16.00	38.07	.381 x .286	C	3B	EX23PA3/8	9.7	9.53	100.0	15.8	3	DIN/ANSI
			1.499					*.381*	*.375*	*3.937*	*.622*		
H5	UNC 3/8-16	16.00	38.07	.381 x .286	C	2B	EX23PA3/8H5	9.7	9.53	100.0	15.8	3	DIN/ANSI
			1.499					*.381*	*.375*	*3.937*	*.622*		
H3	UNC 7/16-14	14.00	72.60	.323 x .242	C	3B	EX23PA7/16	8.2	11.11	100.0	15.0	3	DIN/ANSI
			2.858					*.323*	*.438*	*3.937*	*.591*		
H3	UNC 1/2-13	13.00	81.80	.367 x .275	C	3B	EX23PA1/2	9.3	12.70	110.0	18.0	3	DIN/ANSI
			3.220					*.367*	*.500*	*4.331*	*.709*		
H5	UNC 1/2-13	13.00	81.80	.367 x .275	C	2B	EX23PA1/2H5	9.3	12.70	110.0	18.0	3	DIN/ANSI
			3.220					*.367*	*.500*	*4.331*	*.709*		
H3	UNC 5/8-11	11.00	65.80	.480 x .360	C	3B	EX23PA5/8	12.2	15.88	110.0	20.0	4	DIN/ANSI
			2.591					*.480*	*.625*	*4.331*	*.787*		
H5	UNC 5/8-11	11.00	65.80	.480 x .360	C	2B	EX23PA5/8H5	12.2	15.88	110.0	20.0	4	DIN/ANSI
			2.591					*.480*	*.625*	*4.331*	*.787*		
H3	UNC 3/4-10	10.00	77.50	.590 x .442	C	3B	EX23PA3/4	15.0	19.05	125.0	25.0	4	DIN/ANSI
			3.051					*.590*	*.750*	*4.921*	*.984*		
H5	UNC 3/4-10	10.00	77.50	.590 x .442	C	2B	EX23PA3/4H5	15.0	19.05	125.0	25.0	4	DIN/ANSI
			3.051					*.590*	*.750*	*4.921*	*.984*		
H4	UNC 7/8-9	9.00	90.90	.697 x .523	C	3B	EX23PA7/8	17.7	22.23	140.0	25.0	4	DIN/ANSI
			3.579					*.697*	*.875*	*5.512*	*.984*		
H4	UNC 1"-8	8.00	95.40	.800 x .600	C	3B	EX23PA1	20.3	25.40	160.0	30.0	4	DIN/ANSI
			3.756					*.800*	*1.000*	*6.299*	*1.181*		

C177 C157 E9 C154

SANDVIK Coromant

Maschio con scanalature elicoidali CoroTap™ 300

Tipo di filetto: UNC

DIN/ANSI

ULDR	3.0
FHA	48°
SUBSTRATE	HSS-E-PM
COATING	PVD TIALN

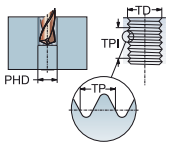

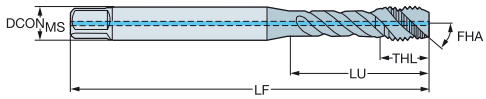

P
≤350HB

Dimensioni in mm e pollici

TDZ	TPI	LU	CZC_{MS}	THCHT	TCTR	CNSC	CXSC	Codice di ordinazione	$DCON_{MS}$	TD	LF	THL	NOF	BSG
UNC 1/4-20	20.00	24.69	.255 x .191	C	2BX	1	1	**EX29PA1/4**	6.5	6.35	80.0	10.2	3	DIN/ANSI
		.972							*.255*	*.250*	*3.150*	*.402*		
UNC 5/16-18	18.00	33.17	.318 x .238	C	2BX	1	1	**EX29PA5/16**	8.1	7.94	90.0	12.2	3	DIN/ANSI
		1.306							*.318*	*.313*	*3.543*	*.480*		
UNC 3/8-16	16.00	38.07	.381 x .286	C	2BX	1	1	**EX29PA3/8**	9.7	9.53	100.0	15.8	3	DIN/ANSI
		1.499							*.381*	*.375*	*3.937*	*.622*		
UNC 1/2-13	13.00	81.90	.367 x .275	C	2BX	1	1	**EX29PA1/2**	9.3	12.70	110.0	18.0	3	DIN/ANSI
		3.224							*.367*	*.500*	*4.331*	*.709*		
UNC 5/8-11	11.00	65.80	.480 x .360	C	2BX	1	1	**EX29PA5/8**	12.2	15.88	110.0	20.0	4	DIN/ANSI
		2.591							*.480*	*.625*	*4.331*	*.787*		
UNC 3/4-10	10.00	77.50	.590 x .442	C	2BX	1	1	**EX29PA3/4**	15.0	19.05	125.0	25.0	4	DIN/ANSI
		3.051							*.590*	*.750*	*4.921*	*.984*		
UNC 7/8-9	9.00	90.90	.697 x .523	C	2BX	1	1	**EX29PA7/8**	17.7	22.23	140.0	25.0	4	DIN/ANSI
		3.579							*.697*	*.875*	*5.512*	*.984*		
UNC 1"-8	8.00	95.40	.800 x .600	C	2BX	1	1	**EX29PA1**	20.3	25.40	160.0	30.0	4	DIN/ANSI
		3.756							*.800*	*1.000*	*6.299*	*1.181*		

CXSC 1 = uscita refrigerante assiale concentrica

C177 C157 E9 E28 C154

Maschio con scanalature elicoidali CoroTap™ 300

Tipo di filetto: UNC

DIN/ANSI

ULDR	2.5
FHA	48°
SUBSTRATE	HSS-PM
COATING	PVD TIALN+WCC

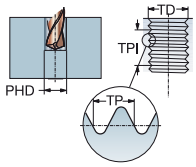

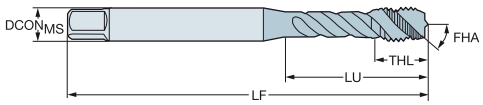

M

Dimensioni in mm e pollici

TDZ	TPI	LU	CZC_{MS}	THCHT	TCTR	Codice di ordinazione	$DCON_{MS}$	TD	LF	THL	NOF	BSG
UNC #4-40	40.00	15.47	.141 x .110	C	2B	E8824-40	3.6	2.84	56.0	6.5	3	DIN/ANSI
		.609					*.141*	*.112*	*2.205*	*.256*		
UNC #6-32	32.00	15.08	.141 x .110	C	2B	E8826-32	3.6	3.51	56.0	6.5	3	DIN/ANSI
		.594					*.141*	*.138*	*2.205*	*.256*		
UNC #8-32	32.00	16.58	.168 x .131	C	2B	E8828-32	4.3	4.17	63.0	7.0	3	DIN/ANSI
		.653					*.168*	*.164*	*2.480*	*.276*		
UNC #10-24	24.00	21.00	.194 x .152	C	2B	E88210-24	4.9	4.83	70.0	8.4	3	DIN/ANSI
		.827					*.194*	*.190*	*2.756*	*.331*		
UNC 1/4-20	20.00	25.59	.255 x .191	C	2B	E8821/4	6.5	6.35	80.0	10.2	3	DIN/ANSI
		1.007					*.255*	*.250*	*3.150*	*.402*		
UNC 5/16-18	18.00	30.20	.318 x .238	C	2B	E8825/16	8.1	7.94	90.0	12.2	3	DIN/ANSI
		1.189					*.318*	*.313*	*3.543*	*.480*		
UNC 3/8-16	16.00	32.80	.381 x .286	C	2B	E8823/8	9.7	9.53	100.0	15.8	3	DIN/ANSI
		1.292					*.381*	*.375*	*3.937*	*.622*		
UNC 7/16-14	14.00	72.60	.323 x .242	C	2B	E8827/16	8.2	11.11	100.0	15.0	3	DIN/ANSI
		2.858					*.323*	*.438*	*3.937*	*.591*		
UNC 1/2-13	13.00	81.80	.367 x .275	C	2B	E8821/2	9.3	12.70	110.0	18.0	3	DIN/ANSI
		3.220					*.367*	*.500*	*4.331*	*.709*		
UNC 5/8-11	11.00	65.80	.480 x .360	C	2B	E8825/8	12.2	15.88	110.0	20.0	4	DIN/ANSI
		2.591					*.480*	*.625*	*4.331*	*.787*		
UNC 3/4-10	10.00	77.50	.590 x .442	C	2B	E8823/4	15.0	19.05	125.0	25.0	4	DIN/ANSI
		3.051					*.590*	*.750*	*4.921*	*.984*		
UNC 7/8-9	9.00	90.90	.697 x .523	C	2B	E8827/8	17.7	22.23	140.0	25.0	4	DIN/ANSI
		3.579					*.697*	*.875*	*5.512*	*.984*		

C177 C157 E9 C154

Maschio con scanalature elicoidali CoroTap™ 300

Tipo di filetto: UNC

DIN/ANSI

ULDR 1.5
FHA 15°
SUBSTRATE HSS-E-PM

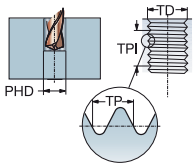

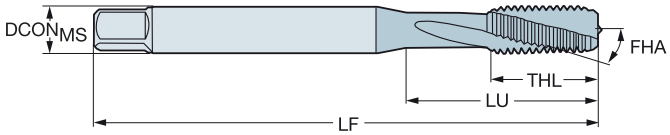

N

TDZ	TPI	LU	CZC$_{MS}$	THCHT	TCTR	Codice di ordinazione	N D150	DCON$_{MS}$	TD	LF	THL	NOF	PHD	BSG
UNC #6-32	32.00	15.08	.141 x .110	C	2B	T300-NM100AE-6-32	★	3.6	3.51	56.0	11.0	3	2.9	DIN/ANSI
		.594						*.141*	*.138*	*2.205*	*.433*		*.112*	
UNC #8-32	32.00	16.58	.168 x .131	C	2B	T300-NM100AE-8-32	★	4.3	4.17	63.0	13.0	3	3.5	DIN/ANSI
		.653						*.168*	*.164*	*2.480*	*.512*		*.138*	
UNC 1/4-20	20.00	25.59	.255 x .191	C	2B	T300-NM100AE-1/4	★	6.5	6.35	80.0	15.0	3	5.1	DIN/ANSI
		1.007						*.255*	*.250*	*3.150*	*.591*		*.201*	
UNC 5/16-18	18.00	30.20	.318 x .238	C	2B	T300-NM100AE-5/16	★	8.1	7.94	90.0	18.0	3	6.6	DIN/ANSI
		1.189						*.318*	*.313*	*3.543*	*.709*		*.260*	
UNC 3/8-16	16.00	32.80	.381 x .286	C	2B	T300-NM100AE-3/8	★	9.7	9.53	100.0	20.0	3	8.0	DIN/ANSI
		1.292						*.381*	*.375*	*3.937*	*.787*		*.315*	
UNC 1/2-13	13.00	81.80	.367 x .275	C	2B	T300-NM100AE-1/2	★	9.3	12.70	110.0	23.0	3	10.8	DIN/ANSI
		3.220						*.367*	*.500*	*4.331*	*.906*		*.425*	
UNC 5/8-11	11.00	65.80	.480 x .360	C	2B	T300-NM100AE-5/8	★	12.2	15.88	110.0	23.0	3	13.5	DIN/ANSI
		2.591						*.480*	*.625*	*4.331*	*.906*		*.531*	
UNC 3/4-10	10.00	77.50	.590 x .442	C	2B	T300-NM100AE-3/4	★	15.0	19.05	125.0	30.0	4	16.5	DIN/ANSI
		3.051						*.590*	*.750*	*4.921*	*1.181*		*.650*	

Tipo di filetto: UNF

DIN/ANSI

TDZ	TPI	LU	CZC$_{MS}$	THCHT	TCTR	Codice di ordinazione	N D150	DCON$_{MS}$	TD	LF	THL	NOF	PHD	BSG
UNF #10-32	32.00	21.42	.194 x .152	C	2B	T300-NM100AF-10-32	★	4.9	4.83	70.0	14.0	3	4.1	DIN/ANSI
		.843						*.194*	*.190*	*2.756*	*.551*		*.161*	
UNF 1/4-28	28.00	25.59	.255 x .191	C	2B	T300-NM100AF-1/4	★	6.5	6.35	80.0	15.0	3	5.5	DIN/ANSI
		1.007						*.255*	*.250*	*3.150*	*.591*		*.217*	
UNF 5/16-24	24.00	30.20	.318 x .238	C	2B	T300-NM100AF-5/16	★	8.1	7.94	90.0	18.0	3	6.9	DIN/ANSI
		1.189						*.318*	*.313*	*3.543*	*.709*		*.272*	
UNF 3/8-24	24.00	32.80	.381 x .286	C	2B	T300-NM100AF-3/8	★	9.7	9.53	100.0	20.0	3	8.5	DIN/ANSI
		1.292						*.381*	*.375*	*3.937*	*.787*		*.335*	
UNF 1/2-20	20.00	81.80	.367 x .275	C	2B	T300-NM100AF-1/2	★	9.3	12.70	110.0	23.0	3	11.5	DIN/ANSI
		3.220						*.367*	*.500*	*4.331*	*.906*		*.453*	

C177 C157 E9 E27 C154

Maschio con scanalature elicoidali CoroTap™ 300

Tipo di filetto: UNF

DIN 2184-1

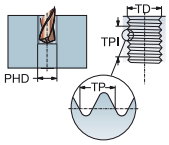

ULDR 1.5
FHA 25°
SUBSTRATE HSS-E-PM

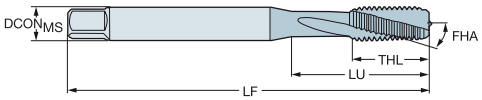

Per leghe di nichel

TDZ	TPI	LU	CZC$_{MS}$	THCHT	TCTR	Codice di ordinazione	S / D150	DCON$_{MS}$	TD	LF	THL	NOF	PHD	BSG
								Dimensioni in mm e pollici						
UNF #6-40	40.00	12.00	4.00 x 3.00	C	3B	T300-SD100DF-6-40	★	4.0	3.51	56.0	12.0	3	3.0	DIN 2184-1
		.472						*.157*	*.138*	*2.205*	*.472*		*.116*	
UNF #8-36	36.00	42.00	4.50 x 3.40	C	3B	T300-SD100DF-8-36	★	4.5	4.17	63.0	13.0	3	3.5	DIN 2184-1
		1.654						*.177*	*.164*	*2.480*	*.512*		*.138*	
UNF #10-32	32.00	16.00	6.00 x 4.90	C	3B	T300-SD100DF-10-32	★	6.0	4.83	70.0	16.0	3	4.1	DIN 2184-1
		.630						*.236*	*.190*	*2.756*	*.630*		*.161*	
UNF #12-28	28.00	23.00	6.00 x 4.90	C	3B	T300-SD100DF-12-28	★	6.0	5.49	80.0	15.0	3	4.6	DIN 2184-1
		.906						*.236*	*.216*	*3.150*	*.591*		*.181*	
UNF 1/4-28	28.00	25.00	7.00 x 5.50	C	3B	T300-SD100DF-1/4	★	7.0	6.35	80.0	15.0	3	5.5	DIN 2184-1
		.984						*.276*	*.250*	*3.150*	*.591*		*.217*	
UNF 5/16-24	24.00	29.50	8.00 x 6.20	C	3B	T300-SD100DF-5/16	★	8.0	7.94	90.0	18.0	3	6.9	DIN 2184-1
		1.161						*.315*	*.313*	*3.543*	*.709*		*.272*	
UNF 3/8-24	24.00	33.50	10.00 x 8.00	C	3B	T300-SD100DF-3/8	★	10.0	9.53	100.0	20.0	4	8.5	DIN 2184-1
		1.319						*.394*	*.375*	*3.937*	*.787*		*.335*	

C177 C157 E9 E27 C154

SANDVIK Coromant

ITA

Maschio con scanalature elicoidali CoroTap™ 300

Tipo di filetto: UNF

C-DIN/ANSI, DIN/ANSI

ULDR	1.5
FHA	15°
SUBSTRATE	HSS-E-PM
COATING	PVD TIALN

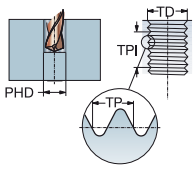

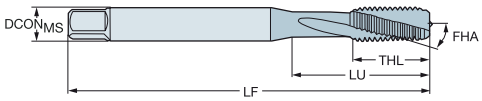

P
30-48 HRC

Dimensioni in mm e pollici

TDZ	TPI	LU	CZC_{MS}	THCHT	TCTR	Codice di ordinazione	$DCON_{MS}$	TD	LF	THL	NOF	BSG
UNF #10-32	32.00	17.00	.255 x .191	C	2B	**E88510-32**	6.5	4.83	80.0	17.0	3	C-DIN/ANSI
		.669					*.255*	*.190*	*3.150*	*.669*		
UNF 1/4-28	28.00	20.20	.318 x .238	C	2B	**E8851/4**	8.1	6.35	90.0	20.2	3	C-DIN/ANSI
		.795					*.318*	*.250*	*3.543*	*.795*		
UNF 5/16-24	24.00	20.00	.381 x .286	C	2B	**E8855/16**	9.7	7.94	100.0	22.8	3	C-DIN/ANSI
		.787					*.381*	*.313*	*3.937*	*.898*		
UNF 3/8-24	24.00	33.00	.381 x .286	C	2B	**E8853/8**	9.7	9.53	100.0	20.0	3	DIN/ANSI
		1.299					*.381*	*.375*	*3.937*	*.787*		
UNF 7/16-20	20.00	72.60	.323 x .242	C	2B	**E8857/16**	8.2	11.11	100.0	20.0	4	DIN/ANSI
		2.858					*.323*	*.438*	*3.937*	*.787*		
UNF 1/2-20	20.00	81.80	.367 x .275	C	2B	**E8851/2**	9.3	12.70	110.0	23.0	4	DIN/ANSI
		3.220					*.367*	*.500*	*4.331*	*.906*		
UNF 5/8-18	18.00	65.80	.480 x .360	C	2B	**E8855/8**	12.2	15.88	110.0	23.0	4	DIN/ANSI
		2.591					*.480*	*.625*	*4.331*	*.906*		
UNF 3/4-16	16.00	77.50	.590 x .442	C	2B	**E8853/4**	15.0	19.05	125.0	30.0	4	DIN/ANSI
		3.051					*.590*	*.750*	*4.921*	*1.181*		

C177 C157 E9 C154

Maschio con scanalature elicoidali CoroTap™ 300

Tipo di filetto: UNF

DIN/ANSI

ULDR 3.0
FHA 48°
SUBSTRATE HSS-E-PM
COATING PVD TIALN

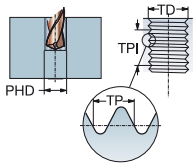

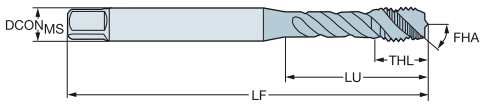

P
≤350HB

Dimensioni in mm e pollici

TCT	TDZ	TPI	LU	CZC_{MS}	THCHT	TCTR	Codice di ordinazione	$DCON_{MS}$	TD	LF	THL	NOF	BSG
H2	UNF #8-36	36.00	21.18	.168 x .131	C	2B	EX33PA8-36	4.3	4.17	63.0	7.0	3	DIN/ANSI
			.834					*.168*	*.164*	*2.480*	*.276*		
H3	UNF #10-32	32.00	27.54	.194 x .152	C	2B	EX33PA10-32	4.9	4.83	70.0	8.0	3	DIN/ANSI
			1.084					*.194*	*.190*	*2.756*	*.315*		
H3	UNF 1/4-28	28.00	24.69	.255 x .191	C	3B	EX33PA1/4	6.5	6.35	80.0	10.2	3	DIN/ANSI
			.972					*.255*	*.250*	*3.150*	*.402*		
H4	UNF 1/4-28	28.00	24.69	.255 x .191	C	2B	EX33PA1/4H4	6.5	6.35	80.0	10.2	3	DIN/ANSI
			.972					*.255*	*.250*	*3.150*	*.402*		
H3	UNF 5/16-24	24.00	33.17	.318 x .238	C	3B	EX33PA5/16	8.1	7.94	90.0	12.0	3	DIN/ANSI
			1.306					*.318*	*.313*	*3.543*	*.472*		
H4	UNF 5/16-24	24.00	33.17	.318 x .238	C	2B	EX33PA5/16H4	8.1	7.94	90.0	12.0	3	DIN/ANSI
			1.306					*.318*	*.313*	*3.543*	*.472*		
H3	UNF 3/8-24	24.00	38.07	.381 x .286	C	3B	EX33PA3/8	9.7	9.53	100.0	15.8	3	DIN/ANSI
			1.499					*.381*	*.375*	*3.937*	*.622*		
H4	UNF 3/8-24	24.00	38.07	.381 x .286	C	2B	EX33PA3/8H4	9.7	9.53	100.0	15.8	3	DIN/ANSI
			1.499					*.381*	*.375*	*3.937*	*.622*		
H3	UNF 7/16-20	20.00	72.60	.323 x .242	C	3B	EX33PA7/16	8.2	11.11	100.0	15.0	3	DIN/ANSI
			2.858					*.323*	*.438*	*3.937*	*.591*		
H3	UNF 1/2-20	20.00	81.80	.367 x .275	C	3B	EX33PA1/2	9.3	12.70	110.0	18.0	3	DIN/ANSI
			3.220					*.367*	*.500*	*4.331*	*.709*		
H5	UNF 1/2-20	20.00	81.80	.367 x .275	C	2B	EX33PA1/2H5	9.3	12.70	110.0	18.0	3	DIN/ANSI
			3.220					*.367*	*.500*	*4.331*	*.709*		
H3	UNF 5/8-18	18.00	65.80	.480 x .360	C	3B	EX33PA5/8	12.2	15.88	110.0	20.0	4	DIN/ANSI
			2.591					*.480*	*.625*	*4.331*	*.787*		
H5	UNF 5/8-18	18.00	65.80	.480 x .360	C	2B	EX33PA5/8H5	12.2	15.88	110.0	20.0	4	DIN/ANSI
			2.591					*.480*	*.625*	*4.331*	*.787*		
H3	UNF 3/4-16	16.00	77.50	.590 x .442	C	3B	EX33PA3/4	15.0	19.05	125.0	25.0	4	DIN/ANSI
			3.051					*.590*	*.750*	*4.921*	*.984*		
H5	UNF 3/4-16	16.00	77.50	.590 x .442	C	2B	EX33PA3/4H5	15.0	19.05	125.0	25.0	4	DIN/ANSI
			3.051					*.590*	*.750*	*4.921*	*.984*		
H4	UNF 7/8-14	14.00	90.90	.697 x .523	C	3B	EX33PA7/8	17.7	22.23	140.0	25.0	4	DIN/ANSI
			3.579					*.697*	*.875*	*5.512*	*.984*		
H4	UNF 1"-12	12.00	95.40	.800 x .600	C	3B	EX33PA1-12	20.3	25.40	160.0	30.0	4	DIN/ANSI
			3.756					*.800*	*1.000*	*6.299*	*1.181*		

C177 C157 E9 C154

ITA

Maschio con scanalature elicoidali CoroTap™ 300

Tipo di filetto: UNF

DIN/ANSI

ULDR	3.0
FHA	48°
SUBSTRATE	HSS-E-PM
COATING	PVD TIALN

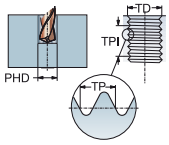

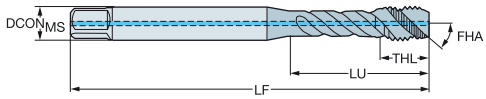

P
≤350HB

									Dimensioni in mm e pollici					
TDZ	TPI	LU	CZC_{MS}	THCHT	TCTR	CNSC	CXSC	Codice di ordinazione	$DCON_{MS}$	TD	LF	THL	NOF	BSG
UNF #10-32	32.00	27.54	.194 x .152	C	2BX	1	1	EX39PA10-32	4.9	4.83	70.0	8.0	3	DIN/ANSI
		1.084							*.194*	*.190*	*2.756*	*.315*		
UNF 1/4-28	28.00	24.69	.255 x .191	C	2BX	1	1	EX39PA1/4	6.5	6.35	80.0	10.2	3	DIN/ANSI
		.972							*.255*	*.250*	*3.150*	*.402*		
UNF 5/16-24	24.00	33.17	.318 x .238	C	2BX	1	1	EX39PA5/16	8.1	7.94	90.0	12.0	3	DIN/ANSI
		1.306							*.318*	*.313*	*3.543*	*.472*		
UNF 3/8-24	24.00	38.07	.381 x .286	C	2BX	1	1	EX39PA3/8	9.7	9.53	100.0	15.8	3	DIN/ANSI
		1.499							*.381*	*.375*	*3.937*	*.622*		
UNF 1/2-20	20.00	81.80	.367 x .275	C	2BX	1	1	EX39PA1/2	9.3	12.70	110.0	18.0	3	DIN/ANSI
		3.220							*.367*	*.500*	*4.331*	*.709*		
UNF 5/8-18	18.00	65.80	.480 x .360	C	2BX	1	1	EX39PA5/8	12.2	15.88	110.0	20.0	4	DIN/ANSI
		2.591							*.480*	*.625*	*4.331*	*.787*		

CXSC 1 = uscita refrigerante assiale concentrica

C177 C157 E9 E28 C154

Maschio con scanalature elicoidali CoroTap™ 300

Tipo di filetto: UNF

DIN/ANSI

ULDR	2.5
FHA	48°
SUBSTRATE	HSS-PM
COATING	PVD TIALN+WCC

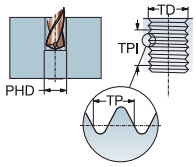

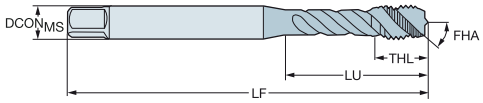

M

Dimensioni in mm e pollici

TDZ	TPI	LU	CZC_{MS}	THCHT	TCTR	Codice di ordinazione	$DCON_{MS}$	TD	LF	THL	NOF	BSG
UNF #10-32	32.00	21.42	.194 x .152	C	2B	E8310-32	4.9	4.83	70.0	8.4	3	DIN/ANSI
		.843					*.194*	*.190*	*2.756*	*.331*		
UNF 1/4-28	28.00	25.59	.255 x .191	C	2B	E8831/4	6.5	6.35	80.0	10.2	3	DIN/ANSI
		1.007					*.255*	*.250*	*3.150*	*.402*		
UNF 5/16-24	24.00	30.20	.318 x .238	C	2B	E8835/16	8.1	7.94	90.0	12.2	3	DIN/ANSI
		1.189					*.318*	*.313*	*3.543*	*.480*		
UNF 3/8-24	24.00	32.80	.381 x .286	C	2B	E8833/8	9.7	9.53	100.0	15.8	3	DIN/ANSI
		1.292					*.381*	*.375*	*3.937*	*.622*		
UNF 7/16-20	20.00	72.60	.323 x .242	C	2B	E8837/16	8.2	11.11	100.0	15.0	3	DIN/ANSI
		2.858					*.323*	*.438*	*3.937*	*.591*		
UNF 1/2-20	20.00	81.80	.367 x .275	C	2B	E8831/2	9.3	12.70	110.0	18.0	3	DIN/ANSI
		3.220					*.367*	*.500*	*4.331*	*.709*		
UNF 5/8-18	18.00	65.80	.480 x .360	C	2B	E8835/8	12.2	15.88	110.0	20.0	4	DIN/ANSI
		2.591					*.480*	*.625*	*4.331*	*.787*		
UNF 3/4-16	16.00	77.50	.590 x .442	C	2B	E8833/4	15.0	19.05	125.0	25.0	4	DIN/ANSI
		3.051					*.590*	*.750*	*4.921*	*.984*		
UNF 7/8-14	14.00	90.90	.697 x .523	C	2B	E8837/8	17.7	22.23	140.0	25.0	4	DIN/ANSI
		3.579					*.697*	*.875*	*5.512*	*.984*		

C177 C157 E9 C154

ITA

Maschio con scanalature elicoidali CoroTap™ 300

Tipo di filetto: G

DIN 5156

ULDR	2.0
FHA	40°
SUBSTRATE	HSS-E
COATING	PVD FEN

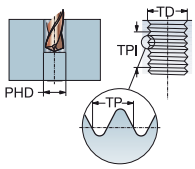

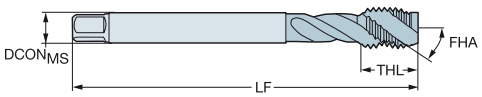

M

Dimensioni in mm e pollici

TDZ	TPI	LU	CZC_{MS}	THCHT	TCTR	Codice di ordinazione	$DCON_{MS}$	TD	LF	THL	NOF	BSG
G 1/8-28	28.00	67.00	7.00 x 5.50	C	NORMAL	E3621/8	7.0	9.73	90.0	12.0	3	DIN 5156
		2.638					*.276*	*.383*	*3.543*	*.472*		
G 1/4-19	19.00	71.00	11.00 x 9.00	C	NORMAL	E3621/4	11.0	13.16	100.0	15.0	4	DIN 5156
		2.795					*.433*	*.518*	*3.937*	*.591*		
G 3/8-19	19.00	58.00	12.00 x 9.00	C	NORMAL	E3623/8	12.0	16.66	100.0	15.0	4	DIN 5156
		2.283					*.472*	*.656*	*3.937*	*.591*		
G 1/2-14	14.00	80.00	16.00 x 12.00	C	NORMAL	E3621/2	16.0	20.96	125.0	24.0	4	DIN 5156
		3.150					*.630*	*.825*	*4.921*	*.945*		
G 3/4-14	14.00	77.00	20.00 x 16.00	C	NORMAL	E3623/4	20.0	26.44	140.0	20.0	4	DIN 5156
		3.032					*.787*	*1.041*	*5.512*	*.787*		
G 1"-11	11.00	93.00	25.00 x 20.00	C	NORMAL	E3621	25.0	33.25	160.0	24.0	4	DIN 5156
		3.661					*.984*	*1.309*	*6.299*	*.945*		

C177 C157 E9 C154

Maschio con scanalature elicoidali CoroTap™ 300

Tipo di filetto: NPT

DIN/ANSI

ULDR 1.5
FHA 30°
SUBSTRATE HSS-E
COATING PVD FEN

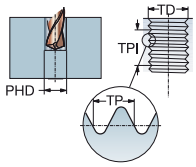

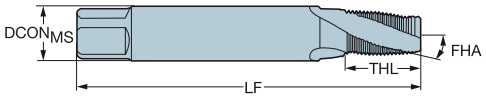

M

Dimensioni in mm e pollici

TDZ	TPI	LU	CZC_{MS}	THCHT	TCTR	Codice di ordinazione	$DCON_{MS}$	TD	LF	THL	NOF	BSG
NPT 1/16-27	27.00	56.00	.313 x .234	C	NORMAL	E7361/16	8.0	7.72	80.0	14.0	3	DIN/ANSI
		2.205					*.313*	*.304*	*3.150*	*.551*		
NPT 1/8-27	27.00	64.00	.437 x .328	C	NORMAL	E7361/8	11.1	10.07	90.0	14.0	4	DIN/ANSI
		2.520					*.437*	*.396*	*3.543*	*.551*		
NPT 1/4-18	18.00	59.00	.562 x .421	C	NORMAL	E7361/4	14.3	13.37	100.0	20.0	4	DIN/ANSI
		2.323					*.562*	*.526*	*3.937*	*.787*		
NPT 3/8-18	18.00	67.00	.700 x .531	C	NORMAL	E7363/8	17.8	16.81	110.0	20.0	5	DIN/ANSI
		2.638					*.700*	*.662*	*4.331*	*.787*		
NPT 1/2-14	14.00	79.00	.687 x .515	C	NORMAL	E7361/2	17.4	20.95	125.0	26.0	5	DIN/ANSI
		3.110					*.687*	*.825*	*4.921*	*1.024*		
NPT 3/4-14	14.00	78.00	.906 x .679	C	NORMAL	E7363/4	23.0	26.29	140.0	26.0	5	DIN/ANSI
		3.071					*.906*	*1.035*	*5.512*	*1.024*		
NPT 1-11.5	11.50	58.00	1.125 x .843	C	NORMAL	E7361	28.6	32.91	150.0	31.0	5	DIN/ANSI
		2.283					*1.125*	*1.296*	*5.906*	*1.220*		

Tipo di filetto: NPTF

ULDR 1.5
FHA 30°
SUBSTRATE HSS-E
COATING PVD FEN

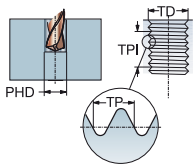

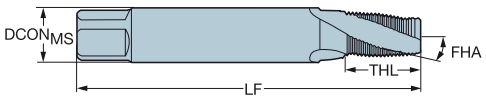

M

Dimensioni in mm e pollici

TDZ	TPI	LU	CZC_{MS}	THCHT	TCTR	Codice di ordinazione	$DCON_{MS}$	TD	LF	THL	NOF	BSG
NPTF 1/16-27	27.00	56.00	.313 x .234	C	NORMAL	E7381/16	8.0	7.64	80.0	14.0	3	DIN/ANSI
		2.205					*.313*	*.301*	*3.150*	*.551*		
NPTF 1/8-27	27.00	64.00	.437 x .328	C	NORMAL	E7381/8	11.1	9.98	90.0	20.0	4	DIN/ANSI
		2.520					*.437*	*.393*	*3.543*	*.787*		
NPTF 1/4-18	18.00	59.00	.562 x .421	C	NORMAL	E7381/4	14.3	13.31	100.0	20.0	4	DIN/ANSI
		2.323					*.562*	*.524*	*3.937*	*.787*		
NPTF 3/8-18	18.00	67.00	.700 x .531	C	NORMAL	E7383/8	17.8	16.75	110.0	26.0	5	DIN/ANSI
		2.638					*.700*	*.660*	*4.331*	*1.024*		
NPTF 1/2-14	14.00	79.00	.437 x .328	C	NORMAL	E7381/2	11.1	20.92	125.0	14.0	5	DIN/ANSI
		3.110					*.437*	*.824*	*4.921*	*.551*		
NPTF 3/4-14	14.00	78.00	.687 x .515	C	NORMAL	E7383/4	17.4	26.27	140.0	26.0	5	DIN/ANSI
		3.071					*.687*	*1.034*	*5.512*	*1.024*		

C177 C157 E9 C154

ITA

Maschio con scanalature elicoidali CoroTap™ 300

Tipo di filetto: UNJC

DIN 2184-1

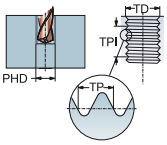

ULDR 1.5
FHA 10°
SUBSTRATE HSS-E-PM

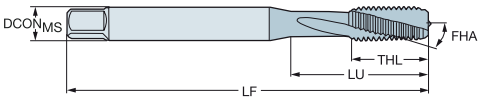

Per leghe di nichel

							S	Dimensioni in mm e pollici						
TDZ	TPI	LU	CZC_{MS}	THCHT	TCTR	Codice di ordinazione	D150	$DCON_{MS}$	TD	LF	THL	NOF	PHD	BSG
UNJC #10-24	24.00	13.50	6.00 x 4.90	C	3B	T300-SD100DH-10-24	★	6.0	4.83	70.0	13.5	3	3.9	DIN 2184-1
		.531						*.236*	*.190*	*2.756*	*.531*		*.154*	
UNJC 1/4-20	20.00	17.50	7.00 x 5.50	C	3B	T300-SD100DH-1/4	★	7.0	6.35	80.0	17.5	3	5.1	DIN 2184-1
		.689						*.276*	*.250*	*3.150*	*.689*		*.201*	
UNJC 3/8-16	16.00	25.00	10.00 x 8.00	C	3B	T300-SD100DH-3/8	★	10.0	9.53	100.0	25.0	3	8.0	DIN 2184-1
		.984						*.394*	*.375*	*3.937*	*.984*		*.315*	
UNJC 5/16-18	18.00	21.00	8.00 x 6.20	C	3B	T300-SD100DH-5/16	★	8.0	7.94	90.0	21.0	3	6.6	DIN 2184-1
		.827						*.315*	*.313*	*3.543*	*.827*		*.260*	
UNJC #4-40	40.00	8.00	3.50 x 2.70	C	3B	T300-SD100DH-4-40	★	3.5	2.84	56.0	8.0	3	2.4	DIN 2184-1
		.315						*.138*	*.112*	*2.205*	*.315*		*.093*	
UNJC #6-32	32.00	10.00	4.00 x 3.00	C	3B	T300-SD100DH-6-32	★	4.0	3.51	56.0	10.0	3	2.9	DIN 2184-1
		.394						*.157*	*.138*	*2.205*	*.394*		*.112*	
UNJC #8-32	32.00	11.00	4.50 x 3.40	C	3B	T300-SD100DH-8-32	★	4.5	4.17	63.0	11.0	3	3.5	DIN 2184-1
		.433						*.177*	*.164*	*2.480*	*.433*		*.138*	

C177 C157 E9 E27 C154

Maschio con scanalature elicoidali CoroTap™ 300

Tipo di filetto: UNJF

DIN 2184-1

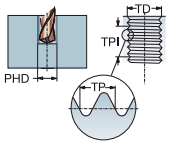

ULDR 1.5
FHA 10°
SUBSTRATE HSS-E-PM

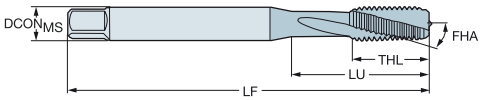

Per leghe di nichel

TDZ	TPI	LU	CZC$_{MS}$	THCHT	TCTR	Codice di ordinazione	S D150	DCON$_{MS}$	TD	LF	THL	NOF	PHD	BSG
								Dimensioni in mm e pollici						
UNJF #6-40	40.00	9.50	4.00 x 3.00	C	3B	T300-SD100DI-6-40	★	4.0	3.51	56.0	9.5	3	3.0	DIN 2184-1
		.374						*.157*	*.138*	*2.205*	*.374*		*.116*	
UNJF #8-36	36.00	11.00	4.50 x 3.40	C	3B	T300-SD100DI-8-36	★	4.5	4.17	63.0	11.0	3	3.5	DIN 2184-1
		.433						*.177*	*.164*	*2.480*	*.433*		*.138*	
UNJF #10-32	32.00	12.50	6.00 x 4.90	C	3B	T300-SD100DI-10-32	★	6.0	4.83	70.0	12.5	3	4.1	DIN 2184-1
		.492						*.236*	*.190*	*2.756*	*.492*		*.161*	
UNJF 1/4-28	28.00	16.00	7.00 x 5.50	C	3B	T300-SD100DI-1/4	★	7.0	6.35	80.0	16.0	3	5.5	DIN 2184-1
		.630						*.276*	*.250*	*3.150*	*.630*		*.217*	
UNJF 5/16-24	24.00	20.00	8.00 x 6.20	C	3B	T300-SD100DI-5/16	★	8.0	7.94	90.0	20.0	3	6.9	DIN 2184-1
		.787						*.315*	*.313*	*3.543*	*.787*		*.272*	
UNJF 3/8-24	24.00	23.00	10.00 x 8.00	C	3B	T300-SD100DI-3/8	★	10.0	9.53	100.0	23.0	3	8.5	DIN 2184-1
		.906						*.394*	*.375*	*3.937*	*.906*		*.335*	

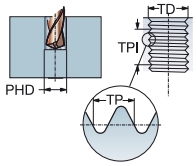

ULDR 2.0
FHA 15°
SUBSTRATE HSS-E-PM
COATING PVD ALCRN

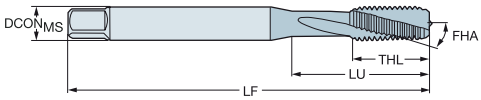

Per leghe di titanio

TDZ	TPI	LU	CZC$_{MS}$	THCHT	TCTR	Codice di ordinazione	S D115	DCON$_{MS}$	TD	LF	THL	NOF	PHD	BSG
								Dimensioni in mm e pollici						
UNJF #10-32	32.00	16.00	6.00 x 4.90	C	3B	T300-SM100DI-10-32	★	6.0	4.83	70.0	16.0	3	4.1	DIN 2184-1
		.630						*.236*	*.190*	*2.756*	*.630*		*.161*	
UNJF 1/4-28	28.00	25.00	7.00 x 5.50	C	3B	T300-SM100DI-1/4	★	7.0	6.35	80.0	15.0	3	5.5	DIN 2184-1
		.984						*.276*	*.250*	*3.150*	*.591*		*.217*	
UNJF 5/16-24	24.00	29.50	8.00 x 6.20	C	3B	T300-SM100DI-5/16	★	8.0	7.94	90.0	18.0	3	6.9	DIN 2184-1
		1.161						*.315*	*.313*	*3.543*	*.709*		*.272*	
UNJF 3/8-24	24.00	33.50	10.00 x 8.00	C	3B	T300-SM100DI-3/8	★	10.0	9.53	100.0	20.0	3	8.5	DIN 2184-1
		1.319						*.394*	*.375*	*3.937*	*.787*		*.335*	

C177 C157 E9 E27 C154

ITA

Maschio con scanalature elicoidali CoroTap™ 300

Tipo di filetto: EGUNF

DIN 2184-1

ULDR	2.0
FHA	15°
SUBSTRATE	HSS-E-PM
COATING	PVD ALCRN

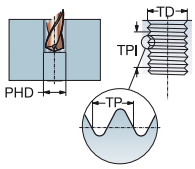

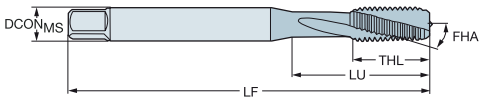

Maschi con inserti

Per leghe di titanio

TDZ	TPI	LU	CZC$_{MS}$	THCHT	TCTR	Codice di ordinazione	S / D115	DCON$_{MS}$	TD	LF	THL	NOF	PHD	BSG
								Dimensioni in mm e pollici						
EGUNF #10-32	32.00	16.00	6.00 x 4.90	C	3B	T300-SM100DS-10-32	★	6.0	5.94	70.0	16.0	3	5.1	DIN 2184-1
		.630						*.236*	*.234*	*2.756*	*.630*		*.201*	
EGUNF 1/4-28	28.00	25.00	8.00 x 6.20	C	3B	T300-SM100DS-1/4	★	8.0	7.60	80.0	15.0	3	6.6	DIN 2184-1
		.984						*.315*	*.299*	*3.150*	*.591*		*.260*	

C177 C157 E9 E27 C154

Maschio con scanalature elicoidali CoroTap™ 300

Tipo di filetto: EGUNJF

DIN 2184-1

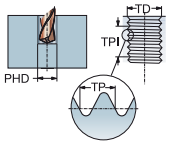

ULDR 1.5
FHA 10°
SUBSTRATE HSS-E-PM

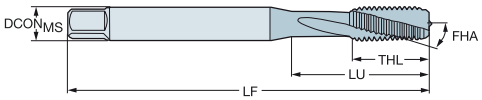

Maschi con inserti

Per leghe di nichel

Dimensioni in mm e pollici

TDZ	TPI	LU	CZC_{MS}	THCHT	TCTR	Codice di ordinazione	S / D150	$DCON_{MS}$	TD	LF	THL	NOF	PHD	BSG
EGUNJF #10-32	32.00	12.50	6.00 x 4.90	C	3B	T300-SD100DZ-10-32	★	6.0	5.94	70.0	15.0	3	5.1	DIN 2184-1
		.492						*.236*	*.234*	*2.756*	*.591*		*.201*	
EGUNJF 1/4-28	28.00	16.00	8.00 x 6.20	C	3B	T300-SD100DZ-1/4	★	8.0	7.60	80.0	18.0	3	6.6	DIN 2184-1
		.630						*.315*	*.299*	*3.150*	*.709*		*.260*	
EGUNJF 3/8-24	24.00	23.00	11.00 x 9.00	C	3B	T300-SD100DZ-3/8	★	11.0	10.99	100.0	20.0	3	9.8	DIN 2184-1
		.906						*.433*	*.433*	*3.937*	*.787*		*.386*	
EGUNJF 5/16-24	24.00	20.00	10.00 x 8.00	C	3B	T300-SD100DZ-5/16	★	10.0	9.40	90.0	20.0	3	8.2	DIN 2184-1
		.787						*.394*	*.370*	*3.543*	*.787*		*.323*	

C177 C157 E9 E27 C154

CoroTap™ 400

Applicazioni

- Adatti a fori sia passanti sia ciechi
- Disponibili con varie forme dei filetti e standard
- Profondità fino a 3.5 volte il diametro

O C

Vantaggi e caratteristiche

- Smusso C (2-3 filetti) e smusso E (1.5-2 filetti). Lo smusso E è principalmente utilizzato nei fori ciechi con limitazioni di spazio
- Maschi in acciaio super rapido con cobalto per una maggiore resistenza all'usura
- Maschi di acciaio sinterizzato ad alta velocità per maggiore robustezza, resistenza all'usura e durata utensile

- Maschi che formano il filetto senza tagliare
- Una soluzione senza asportazione di truciolo
- Non tutti i materiali sono adatti: è richiesta una determinata duttilità. Il limite di resistenza alla trazione è di 1200 N/mm2.
- Sia per fori ciechi sia per fori passanti
- Disponibili con e senza canalini di lubrificazione

www.sandvik.coromant.com/corotap400

CoroChuck™ 970, vedere il catalogo degli utensili rotanti.

Maschio a rullare CoroTap™ 400

Tipo di filetto: metrico

DIN 2174

ULDR 3.0
SUBSTRATE HSS-E-PM
COATING PVD TIN

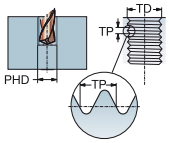

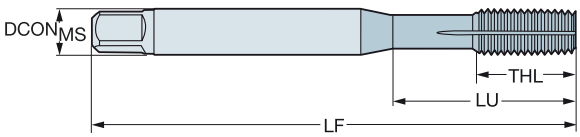

TDZ	TP	LU	CZC$_{MS}$	THCHT	TCTR	Codice di ordinazione	P F125	DCON$_{MS}$	TD	LF	THL	NOF	PHD	BSG
								Dimensioni in mm e pollici						
M 9	1.25	35.00	9.00 x 7.00	C	6HX	T400-PM100DA-M9	★	9.0	9.00	90.0	13.0	6	8.3	DIN 2174
		1.378						*.354*	*.354*	*3.543*	*.512*		*.325*	
M 3	0.50	18.00	3.50 x 2.70	C	6HX	T400-PM100DA-M3	★	3.5	3.00	56.0	6.0	4	2.8	DIN 2174
		.709						*.138*	*.118*	*2.205*	*.236*		*.108*	
M 4	0.70	21.00	4.50 x 3.40	C	6HX	T400-PM100DA-M4	★	4.5	4.00	63.0	7.0	5	3.7	DIN 2174
		.827						*.177*	*.157*	*2.480*	*.276*		*.144*	
M 5	0.80	25.00	6.00 x 4.90	C	6HX	T400-PM100DA-M5	★	6.0	5.00	70.0	8.0	5	4.6	DIN 2174
		.984						*.236*	*.197*	*2.756*	*.315*		*.181*	
M 6	1.00	30.00	6.00 x 4.90	C	6HX	T400-PM100DA-M6	★	6.0	6.00	80.0	10.0	5	5.5	DIN 2174
		1.181						*.236*	*.236*	*3.150*	*.394*		*.217*	
M 7	1.00	30.00	7.00 x 5.50	C	6HX	T400-PM100DA-M7	★	7.0	7.00	80.0	7.0	6	6.5	DIN 2174
		1.181						*.276*	*.276*	*3.150*	*.276*		*.256*	
M 8	1.25	35.00	8.00 x 6.20	C	6HX	T400-PM100DA-M8	★	8.0	8.00	90.0	12.0	6	7.4	DIN 2174
		1.378						*.315*	*.315*	*3.543*	*.472*		*.291*	
M 10	1.50	39.00	10.00 x 8.00	C	6HX	T400-PM100DA-M10	★	10.0	10.00	100.0	15.0	7	9.3	DIN 2174
		1.535						*.394*	*.394*	*3.937*	*.591*		*.364*	
M 12	1.75	42.00	9.00 x 7.00	C	6HX	T400-PM100DA-M12	★	9.0	12.00	110.0	16.0	8	11.2	DIN 2174
		1.654						*.354*	*.472*	*4.331*	*.630*		*.441*	
M 14	2.00	49.00	11.00 x 9.00	C	6HX	T400-PM100DA-M14	★	11.0	14.00	110.0	20.0	8	13.0	DIN 2174
		1.929						*.433*	*.551*	*4.331*	*.787*		*.512*	
M 16	2.00	55.00	12.00 x 9.00	C	6HX	T400-PM100DA-M16	★	12.0	16.00	110.0	20.0	8	15.0	DIN 2174
		2.165						*.472*	*.630*	*4.331*	*.787*		*.591*	
M 3	0.50	18.00	3.50 x 2.70	C	6GX	T400-PM101DA-M3	★	3.5	3.00	56.0	6.0	4	2.8	DIN 2174
		.709						*.138*	*.118*	*2.205*	*.236*		*.108*	
M 4	0.70	21.00	4.50 x 3.40	C	6GX	T400-PM101DA-M4	★	4.5	4.00	63.0	7.0	5	3.7	DIN 2174
		.827						*.177*	*.157*	*2.480*	*.276*		*.144*	
M 5	0.80	25.00	6.00 x 4.90	C	6GX	T400-PM101DA-M5	★	6.0	5.00	70.0	8.0	5	4.6	DIN 2174
		.984						*.236*	*.197*	*2.756*	*.315*		*.181*	
M 6	1.00	30.00	6.00 x 4.90	C	6GX	T400-PM101DA-M6	★	6.0	6.00	80.0	10.0	5	5.5	DIN 2174
		1.181						*.236*	*.236*	*3.150*	*.394*		*.217*	
M 8	1.25	35.00	8.00 x 6.20	C	6GX	T400-PM101DA-M8	★	8.0	8.00	90.0	12.0	6	7.4	DIN 2174
		1.378						*.315*	*.315*	*3.543*	*.472*		*.291*	
M 10	1.50	39.00	10.00 x 8.00	C	6GX	T400-PM101DA-M10	★	10.0	10.00	100.0	15.0	7	9.3	DIN 2174
		1.535						*.394*	*.394*	*3.937*	*.591*		*.364*	
M 12	1.75	42.00	9.00 x 7.00	C	6GX	T400-PM101DA-M12	★	9.0	12.00	110.0	16.0	8	11.2	DIN 2174
		1.654						*.354*	*.472*	*4.331*	*.630*		*.441*	
M 14	2.00	49.00	11.00 x 9.00	C	6GX	T400-PM101DA-M14	★	11.0	14.00	110.0	20.0	8	13.0	DIN 2174
		1.929						*.433*	*.551*	*4.331*	*.787*		*.512*	
M 16	2.00	55.00	12.00 x 9.00	C	6GX	T400-PM101DA-M16	★	12.0	16.00	110.0	20.0	8	15.0	DIN 2174
		2.165						*.472*	*.630*	*4.331*	*.787*		*.591*	
M 3	0.50	18.00	3.50 x 2.70	E	6HX	T400-PM102DA-M3	★	3.5	3.00	56.0	6.0	4	2.8	DIN 2174
		.709						*.138*	*.118*	*2.205*	*.236*		*.108*	
M 4	0.70	21.00	4.50 x 3.40	E	6HX	T400-PM102DA-M4	★	4.5	4.00	63.0	7.0	5	3.7	DIN 2174
		.827						*.177*	*.157*	*2.480*	*.276*		*.144*	
M 5	0.80	25.00	6.00 x 4.90	E	6HX	T400-PM102DA-M5	★	6.0	5.00	70.0	8.0	5	4.6	DIN 2174
		.984						*.236*	*.197*	*2.756*	*.315*		*.181*	
M 6	1.00	30.00	6.00 x 4.90	E	6HX	T400-PM102DA-M6	★	6.0	6.00	80.0	10.0	5	5.5	DIN 2174
		1.181						*.236*	*.236*	*3.150*	*.394*		*.217*	
M 8	1.25	35.00	8.00 x 6.20	E	6HX	T400-PM102DA-M8	★	8.0	8.00	90.0	12.0	6	7.4	DIN 2174
		1.378						*.315*	*.315*	*3.543*	*.472*		*.291*	
M 10	1.50	39.00	10.00 x 8.00	E	6HX	T400-PM102DA-M10	★	10.0	10.00	100.0	15.0	7	9.3	DIN 2174
		1.535						*.394*	*.394*	*3.937*	*.591*		*.364*	
M 12	1.75	42.00	9.00 x 7.00	E	6HX	T400-PM102DA-M12	★	9.0	12.00	110.0	16.0	8	11.2	DIN 2174
		1.654						*.354*	*.472*	*4.331*	*.630*		*.441*	
M 14	2.00	49.00	11.00 x 9.00	E	6HX	T400-PM102DA-M14	★	11.0	14.00	110.0	20.0	8	13.0	DIN 2174
		1.929						*.433*	*.551*	*4.331*	*.787*		*.512*	
M 16	2.00	55.00	12.00 x 9.00	E	6HX	T400-PM102DA-M16	★	12.0	16.00	110.0	20.0	8	15.0	DIN 2174
		2.165						*.472*	*.630*	*4.331*	*.787*		*.591*	

C182 C157 E9 E27 C154

SANDVIK Coromant

Maschio a rullare CoroTap™ 400

Tipo di filetto: metrico

DIN 2174

ULDR 3.0
SUBSTRATE HSS-E-PM
COATING PVD TIN

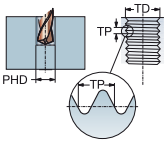

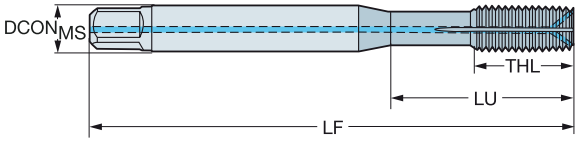

Dimensioni in mm e pollici

TDZ	TP	LU	CZC_{MS}	THCHT	TCTR	CNSC	CXSC	Codice di ordinazione	P	F125	$DCON_{MS}$	TD	LF	THL	NOF	BSG
M 9	1.25	35.00	9.00 x 7.00	C	6HX	1	2	T400-PM103DA-M9		★	9.0	9.00	90.0	13.0	6	DIN 2174
		1.378									*.354*	*.354*	*3.543*	*.512*		
M 5	0.80	25.00	6.00 x 4.90	C	6HX	1	2	T400-PM103DA-M5		★	6.0	5.00	70.0	8.0	5	DIN 2174
		.984									*.236*	*.197*	*2.756*	*.315*		
M 6	1.00	30.00	6.00 x 4.90	C	6HX	1	2	T400-PM103DA-M6		★	6.0	6.00	80.0	10.0	5	DIN 2174
		1.181									*.236*	*.236*	*3.150*	*.394*		
M 7	1.00	30.00	7.00 x 5.50	C	6HX	1	2	T400-PM103DA-M7		★	7.0	7.00	80.0	7.0	6	DIN 2174
		1.181									*.276*	*.276*	*3.150*	*.276*		
M 8	1.25	35.00	8.00 x 6.20	C	6HX	1	2	T400-PM103DA-M8		★	8.0	8.00	90.0	12.0	6	DIN 2174
		1.378									*.315*	*.315*	*3.543*	*.472*		
M 10	1.50	39.00	10.00 x 8.00	C	6HX	1	2	T400-PM103DA-M10		★	10.0	10.00	100.0	15.0	7	DIN 2174
		1.535									*.394*	*.394*	*3.937*	*.591*		
M 12	1.75	42.00	9.00 x 7.00	C	6HX	1	2	T400-PM103DA-M12		★	9.0	12.00	110.0	16.0	8	DIN 2174
		1.654									*.354*	*.472*	*4.331*	*.630*		
M 14	2.00	49.00	11.00 x 9.00	C	6HX	1	2	T400-PM103DA-M14		★	11.0	14.00	110.0	20.0	8	DIN 2174
		1.929									*.433*	*.551*	*4.331*	*.787*		
M 16	2.00	55.00	12.00 x 9.00	C	6HX	1	2	T400-PM103DA-M16		★	12.0	16.00	110.0	20.0	8	DIN 2174
		2.165									*.472*	*.630*	*4.331*	*.787*		
M 5	0.80	25.00	6.00 x 4.90	C	6HX	1	1	T400-PM104DA-M5		★	6.0	5.00	70.0	8.0	5	DIN 2174
		.984									*.236*	*.197*	*2.756*	*.315*		
M 6	1.00	30.00	6.00 x 4.90	C	6HX	1	1	T400-PM104DA-M6		★	6.0	6.00	80.0	10.0	5	DIN 2174
		1.181									*.236*	*.236*	*3.150*	*.394*		
M 8	1.25	35.00	8.00 x 6.20	C	6HX	1	1	T400-PM104DA-M8		★	8.0	8.00	90.0	12.0	6	DIN 2174
		1.378									*.315*	*.315*	*3.543*	*.472*		
M 10	1.50	39.00	10.00 x 8.00	C	6HX	1	1	T400-PM104DA-M10		★	10.0	10.00	100.0	15.0	7	DIN 2174
		1.535									*.394*	*.394*	*3.937*	*.591*		
M 12	1.75	42.00	9.00 x 7.00	C	6HX	1	1	T400-PM104DA-M12		★	9.0	12.00	110.0	16.0	8	DIN 2174
		1.654									*.354*	*.472*	*4.331*	*.630*		
M 14	2.00	49.00	11.00 x 9.00	C	6HX	1	1	T400-PM104DA-M14		★	11.0	14.00	110.0	20.0	8	DIN 2174
		1.929									*.433*	*.551*	*4.331*	*.787*		
M 16	2.00	55.00	12.00 x 9.00	C	6HX	1	1	T400-PM104DA-M16		★	12.0	16.00	110.0	20.0	8	DIN 2174
		2.165									*.472*	*.630*	*4.331*	*.787*		

CXSC 1 = uscita refrigerante assiale concentrica
CXSC 2 = uscita refrigerante radiale

C182 C157 E9 E27 E28 C154

Maschio a rullare CoroTap™ 400

Tipo di filetto: metrico

DIN/ANSI

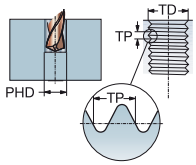

ULDR 3.0
SUBSTRATE HSS-E-PM
COATING PVD TIN

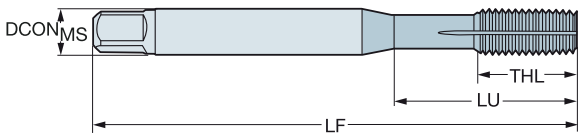

Dimensioni in mm e pollici

TDZ	TP	LU	CZC_{MS}	THCHT	TCTR	Codice di ordinazione	P F125	$DCON_{MS}$	TD	LF	THL	NOF	PHD	BSG
M 3	0.50	18.00	.141 x .110	C	6HX	T400-PM100AA-M3	★	3.6	3.00	56.0	6.0	4	2.8	DIN/ANSI
		.709						*.141*	*.118*	*2.205*	*.236*		*.108*	
M 4	0.70	21.00	.168 x .131	C	6HX	T400-PM100AA-M4	★	4.3	4.00	63.0	7.0	5	3.7	DIN/ANSI
		.827						*.168*	*.157*	*2.480*	*.276*		*.144*	
M 5	0.80	25.00	.194 x .152	C	6HX	T400-PM100AA-M5	★	4.9	5.00	70.0	8.0	5	4.6	DIN/ANSI
		.984						*.194*	*.197*	*2.756*	*.315*		*.181*	
M 6	1.00	30.00	.255 x .191	C	6HX	T400-PM100AA-M6	★	6.5	6.00	80.0	10.0	5	5.5	DIN/ANSI
		1.181						*.255*	*.236*	*3.150*	*.394*		*.217*	
M 8	1.25	35.00	.318 x .238	C	6HX	T400-PM100AA-M8	★	8.1	8.00	90.0	12.0	6	7.4	DIN/ANSI
		1.378						*.318*	*.315*	*3.543*	*.472*		*.291*	
M 10	1.50	39.00	.381 x .286	C	6HX	T400-PM100AA-M10	★	9.7	10.00	100.0	15.0	7	9.3	DIN/ANSI
		1.535						*.381*	*.394*	*3.937*	*.591*		*.364*	
M 12	1.75	42.00	.367 x .275	C	6HX	T400-PM100AA-M12	★	9.3	12.00	110.0	16.0	8	11.2	DIN/ANSI
		1.654						*.367*	*.472*	*4.331*	*.630*		*.441*	
M 14	2.00	49.00	.429 x .322	C	6HX	T400-PM100AA-M14	★	10.9	14.00	110.0	20.0	8	13.0	DIN/ANSI
		1.929						*.429*	*.551*	*4.331*	*.787*		*.512*	
M 16	2.00	55.00	.480 x .360	C	6HX	T400-PM100AA-M16	★	12.2	16.00	110.0	20.0	8	15.0	DIN/ANSI
		2.165						*.480*	*.630*	*4.331*	*.787*		*.591*	

C182 C157 E9 E27 C154

Maschio a rullare CoroTap™ 400

Tipo di filetto: metrico

DIN 2174

ULDR 3.0
SUBSTRATE HSS-E
COATING DLC a-C:H

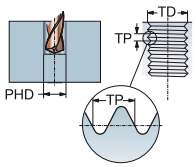

N

TDZ	TP	LU	CZC_{MS}	THCHT	TCTR	Codice di ordinazione	N / B105	$DCON_{MS}$	TD	LF	THL	NOF	PHD	BSG
M 3	0.50	18.00	3.50 x 2.70	C	6HX	T400-NM100DA-M3	★	3.5	3.00	56.0	9.0	4	2.8	DIN 2174
		.709						*.138*	*.118*	*2.205*	*.354*		*.110*	
M 4	0.70	21.00	4.50 x 3.40	C	6HX	T400-NM100DA-M4	★	4.5	4.00	63.0	12.0	5	3.7	DIN 2174
		.827						*.177*	*.157*	*2.480*	*.472*		*.146*	
M 5	0.80	25.00	6.00 x 4.90	C	6HX	T400-NM100DA-M5	★	6.0	5.00	70.0	13.0	5	4.6	DIN 2174
		.984						*.236*	*.197*	*2.756*	*.512*		*.181*	
M 6	1.00	30.00	6.00 x 4.90	C	6HX	T400-NM100DA-M6	★	6.0	6.00	80.0	15.0	5	5.5	DIN 2174
		1.181						*.236*	*.236*	*3.150*	*.591*		*.217*	
M 8	1.25	35.00	8.00 x 6.20	C	6HX	T400-NM100DA-M8	★	8.0	8.00	90.0	18.0	5	7.4	DIN 2174
		1.378						*.315*	*.315*	*3.543*	*.709*		*.291*	

C182 C157 E9 E27 C154

Maschio a rullare CoroTap™ 400

Tipo di filetto: metrico a passo fine

DIN 2174

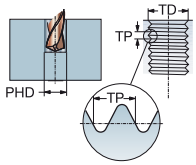

ULDR 3.0
SUBSTRATE HSS-E-PM
COATING PVD TIN

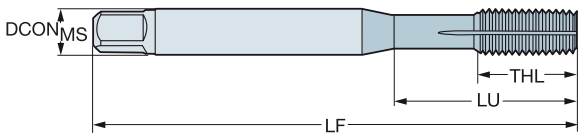

Dimensioni in mm e pollici

TDZ	TP	LU	CZC_{MS}	THCHT	TCTR	Codice di ordinazione	P F125	$DCON_{MS}$	TD	LF	THL	NOF	PHD	BSG
MF 5x0.5	0.50	25.00	6.00 x 4.90	C	6HX	T400-PM100DB-M5X050	★	6.0	5.00	70.0	8.0	5	4.8	DIN 2174
		.984						*.236*	*.197*	*2.756*	*.315*		*.187*	
MF 6x0.75	0.75	30.00	6.00 x 4.90	C	6HX	T400-PM100DB-M6X075	★	6.0	6.00	80.0	10.0	5	5.6	DIN 2174
		1.181						*.236*	*.236*	*3.150*	*.394*		*.220*	
MF 8x1	1.00	35.00	6.00 x 4.90	C	6HX	T400-PM100DB-M8X100	★	6.0	8.00	90.0	12.0	6	7.5	DIN 2174
		1.378						*.236*	*.315*	*3.543*	*.472*		*.295*	
MF 10x1	1.00	39.00	7.00 x 5.50	C	6HX	T400-PM100DB-M10X100	★	7.0	10.00	90.0	12.0	7	9.5	DIN 2174
		1.535						*.276*	*.394*	*3.543*	*.472*		*.374*	
MF 10x1.25	1.25	39.00	7.00 x 5.50	C	6HX	T400-PM100DB-M10X125	★	7.0	10.00	100.0	15.0	7	9.4	DIN 2174
		1.535						*.276*	*.394*	*3.937*	*.591*		*.370*	
MF 12x1	1.00	42.00	9.00 x 7.00	C	6HX	T400-PM100DB-M12X100	★	9.0	12.00	100.0	13.0	8	11.5	DIN 2174
		1.654						*.354*	*.472*	*3.937*	*.512*		*.453*	
MF 12x1.5	1.50	42.00	9.00 x 7.00	C	6HX	T400-PM100DB-M12X125	★	9.0	12.00	100.0	13.0	8	11.4	DIN 2174
		1.654						*.354*	*.472*	*3.937*	*.512*		*.449*	
MF 12x1.5	1.50	42.00	9.00 x 7.00	C	6HX	T400-PM100DB-M12X150	★	9.0	12.00	100.0	13.0	8	11.3	DIN 2174
		1.654						*.354*	*.472*	*3.937*	*.512*		*.443*	
MF 14x1	1.00	49.00	11.00 x 9.00	C	6HX	T400-PM100DB-M14X100	★	11.0	14.00	100.0	15.0	8	13.5	DIN 2174
		1.929						*.433*	*.551*	*3.937*	*.591*		*.531*	
MF 14x1.25	1.25	49.00	11.00 x 9.00	C	6HX	T400-PM100DB-M14X125	★	11.0	14.00	100.0	15.0	8	13.4	DIN 2174
		1.929						*.433*	*.551*	*3.937*	*.591*		*.528*	
MF 14x1.5	1.50	49.00	11.00 x 9.00	C	6HX	T400-PM100DB-M14X150	★	11.0	14.00	100.0	15.0	8	13.3	DIN 2174
		1.929						*.433*	*.551*	*3.937*	*.591*		*.522*	
MF 16x1.5	1.50	50.00	12.00 x 9.00	C	6HX	T400-PM100DB-M16X150	★	12.0	16.00	100.0	15.0	8	15.3	DIN 2174
		1.969						*.472*	*.630*	*3.937*	*.591*		*.600*	

C182 C157 E9 E27 C154

ITA

Maschio a rullare CoroTap™ 400

Tipo di filetto: metrico a passo fine

DIN 2174

ULDR 3.0
SUBSTRATE HSS-E-PM
COATING PVD TIN

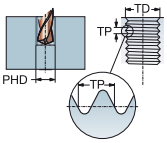

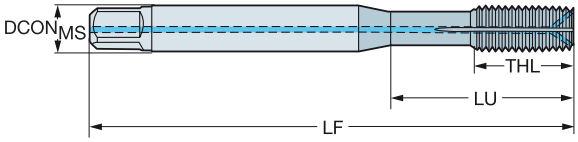

Dimensioni in mm e pollici

TDZ	TP	LU	CZC_{MS}	THCHT	TCTR	CNSC	CXSC	Codice di ordinazione	P F125	$DCON_{MS}$	TD	LF	THL	NOF	BSG
MF 8x1	1.00	35.00	6.00 x 4.90	C	6HX	1	2	T400-PM101DB-M8X100	★	6.0	8.00	90.0	12.0	6	DIN 2174
		1.378								*.236*	*.315*	*3.543*	*.472*		
MF 10x1	1.00	39.00	7.00 x 5.50	C	6HX	1	2	T400-PM101DB-M10X100	★	7.0	10.00	90.0	12.0	7	DIN 2174
		1.535								*.276*	*.394*	*3.543*	*.472*		
MF 10x1.25	1.25	39.00	7.00 x 5.50	C	6HX	1	2	T400-PM101DB-M10X125	★	7.0	10.00	100.0	15.0	7	DIN 2174
		1.535								*.276*	*.394*	*3.937*	*.591*		
MF 12x1	1.00	42.00	9.00 x 7.00	C	6HX	1	2	T400-PM101DB-M12X100	★	9.0	12.00	100.0	13.0	8	DIN 2174
		1.654								*.354*	*.472*	*3.937*	*.512*		
MF 12x1.25	1.25	42.00	9.00 x 7.00	C	6HX	1	2	T400-PM101DB-M12X125	★	9.0	12.00	100.0	13.0	8	DIN 2174
		1.654								*.354*	*.472*	*3.937*	*.512*		
MF 12x1.5	1.50	42.00	9.00 x 7.00	C	6HX	1	2	T400-PM101DB-M12X150	★	9.0	12.00	100.0	13.0	8	DIN 2174
		1.654								*.354*	*.472*	*3.937*	*.512*		
MF 14x1.5	1.50	49.00	11.00 x 9.00	C	6HX	1	2	T400-PM101DB-M14X150	★	11.0	14.00	100.0	15.0	8	DIN 2174
		1.929								*.433*	*.551*	*3.937*	*.591*		
MF 16x1.5	1.50	50.00	12.00 x 9.00	C	6HX	1	2	T400-PM101DB-M16X150	★	12.0	16.00	100.0	15.0	8	DIN 2174
		1.969								*.472*	*.630*	*3.937*	*.591*		
MF 8x1	1.00	35.00	6.00 x 4.90	C	6HX	1	1	T400-PM102DB-M8X100	★	6.0	8.00	90.0	12.0	6	DIN 2174
		1.378								*.236*	*.315*	*3.543*	*.472*		
MF 10x1	1.00	39.00	7.00 x 5.50	C	6HX	1	1	T400-PM102DB-M10X100	★	7.0	10.00	90.0	10.0	7	DIN 2174
		1.535								*.276*	*.394*	*3.543*	*.394*		
MF 10x1.25	1.25	39.00	7.00 x 5.50	C	6HX	1	1	T400-PM102DB-M10X125	★	7.0	10.00	100.0	15.0	7	DIN 2174
		1.535								*.276*	*.394*	*3.937*	*.591*		
MF 12x1.25	1.25	42.00	9.00 x 7.00	C	6HX	1	1	T400-PM102DB-M12X125	★	9.0	12.00	100.0	12.0	8	DIN 2174
		1.654								*.354*	*.472*	*3.937*	*.472*		
MF 12x1.5	1.50	42.00	9.00 x 7.00	C	6HX	1	1	T400-PM102DB-M12X150	★	9.0	12.00	100.0	12.0	8	DIN 2174
		1.654								*.354*	*.472*	*3.937*	*.472*		
MF 14x1.5	1.50	49.00	11.00 x 9.00	C	6HX	1	1	T400-PM102DB-M14X150	★	11.0	14.00	100.0	15.0	8	DIN 2174
		1.929								*.433*	*.551*	*3.937*	*.591*		
MF 16x1.5	1.50	50.00	12.00 x 9.00	C	6HX	1	1	T400-PM102DB-M16X150	★	12.0	16.00	100.0	15.0	8	DIN 2174
		1.969								*.472*	*.630*	*3.937*	*.591*		

CXSC 1 = uscita refrigerante assiale concentrica
CXSC 2 = uscita refrigerante radiale

C182 C157 E9 E27 E28 C154

Maschio a rullare CoroTap™ 400

Tipo di filetto: UNC

DIN/ANSI

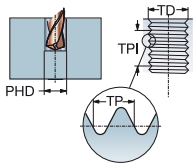

ULDR 3.0
SUBSTRATE HSS-E-PM
COATING PVD TIN

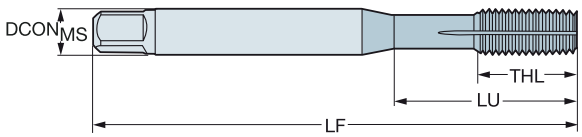

Dimensioni in mm e pollici

TDZ	TPI	LU	CZC_{MS}	THCHT	TCTR	Codice di ordinazione	P F125	$DCON_{MS}$	TD	LF	THL	NOF	PHD	BSG
UNC #4-40	40.00	18.00	.141 x .110	C	2BX	T400-PM100AE-4-40	★	3.6	2.84	56.0	6.0	3	2.6	DIN/ANSI
		.709						*.141*	*.112*	*2.205*	*.236*		*.102*	
UNC #6-32	32.00	20.00	.141 x .110	C	2BX	T400-PM100AE-6-32	★	3.6	3.50	56.0	6.5	4	3.2	DIN/ANSI
		.787						*.141*	*.138*	*2.205*	*.256*		*.126*	
UNC #8-32	32.00	25.00	.168 x .131	C	2BX	T400-PM100AE-8-32	★	4.3	4.16	63.0	6.0	5	3.9	DIN/ANSI
		.984						*.168*	*.164*	*2.480*	*.236*		*.154*	
UNC #10-24	24.00	25.00	.194 x .152	C	2BX	T400-PM100AE-10-24	★	4.9	4.80	70.0	8.0	5	4.4	DIN/ANSI
		.984						*.194*	*.189*	*2.756*	*.315*		*.173*	
UNC #12-24	24.00	30.00	.220 x .165	C	2BX	T400-PM100AE-12-24	★	5.6	5.48	80.0	10.0	5	5.1	DIN/ANSI
		1.181						*.220*	*.216*	*3.150*	*.394*		*.201*	
UNC 1/4-20	20.00	30.00	.255 x .191	C	2BX	T400-PM100AE-1/4	★	6.5	6.35	80.0	10.0	5	5.9	DIN/ANSI
		1.181						*.255*	*.250*	*3.150*	*.394*		*.232*	
UNC 5/16-18	18.00	35.00	.318 x .238	C	2BX	T400-PM100AE-5/16	★	8.1	7.94	90.0	12.0	6	7.4	DIN/ANSI
		1.378						*.318*	*.313*	*3.543*	*.472*		*.291*	
UNC 3/8-16	16.00	39.00	.381 x .286	C	2BX	T400-PM100AE-3/8	★	9.7	9.52	100.0	15.0	6	8.9	DIN/ANSI
		1.535						*.381*	*.375*	*3.937*	*.591*		*.350*	
UNC 7/16-14	14.00	39.00	.323 x .242	C	2BX	T400-PM100AE-7/16	★	8.2	11.11	100.0	15.0	7	10.4	DIN/ANSI
		1.535						*.323*	*.437*	*3.937*	*.591*		*.409*	
UNC 1/2-13	13.00	44.50	.367 x .275	C	2BX	T400-PM100AE-1/2	★	9.3	12.70	110.0	18.0	8	12.0	DIN/ANSI
		1.752						*.367*	*.500*	*4.331*	*.709*		*.472*	
UNC 5/8-11	11.00	55.00	.480 x .360	C	2BX	T400-PM100AE-5/8	★	12.2	15.88	110.0	20.0	8	15.0	DIN/ANSI
		2.165						*.480*	*.625*	*4.331*	*.787*		*.591*	
UNC #4-40	40.00	18.00	.141 x .110	E	2BX	T400-PM101AE-4-40	★	3.6	2.84	56.0	6.0	3	2.6	DIN/ANSI
		.709						*.141*	*.112*	*2.205*	*.236*		*.102*	
UNC #6-32	32.00	20.00	.141 x .110	E	2BX	T400-PM101AE-6-32	★	3.6	3.50	56.0	6.5	4	3.2	DIN/ANSI
		.787						*.141*	*.138*	*2.205*	*.256*		*.126*	
UNC #8-32	32.00	25.00	.168 x .131	E	2BX	T400-PM101AE-8-32	★	4.3	4.16	63.0	6.0	5	3.9	DIN/ANSI
		.984						*.168*	*.164*	*2.480*	*.236*		*.154*	
UNC #10-24	24.00	25.00	.194 x .152	E	2BX	T400-PM101AE-10-24	★	4.9	4.80	70.0	8.0	5	4.4	DIN/ANSI
		.984						*.194*	*.189*	*2.756*	*.315*		*.173*	
UNC #12-24	24.00	30.00	.220 x .165	E	2BX	T400-PM101AE-12-24	★	5.6	5.48	80.0	10.0	5	5.1	DIN/ANSI
		1.181						*.220*	*.216*	*3.150*	*.394*		*.201*	
UNC 1/4-20	20.00	30.00	.255 x .191	E	2BX	T400-PM101AE-1/4	★	6.5	6.35	80.0	10.0	5	5.8	DIN/ANSI
		1.181						*.255*	*.250*	*3.150*	*.394*		*.228*	
UNC 5/16-18	18.00	35.00	.318 x .238	E	2BX	T400-PM101AE-5/16	★	8.1	7.94	90.0	12.0	6	7.4	DIN/ANSI
		1.378						*.318*	*.313*	*3.543*	*.472*		*.291*	
UNC 3/8-16	16.00	39.00	.381 x .286	E	2BX	T400-PM101AE-3/8	★	9.7	9.52	100.0	15.0	6	8.9	DIN/ANSI
		1.535						*.381*	*.375*	*3.937*	*.591*		*.350*	
UNC 7/16-14	14.00	39.00	.323 x .242	E	2BX	T400-PM101AE-7/16	★	8.2	11.11	100.0	15.0	7	10.4	DIN/ANSI
		1.535						*.323*	*.437*	*3.937*	*.591*		*.409*	
UNC 1/2-13	13.00	44.50	.367 x .275	E	2BX	T400-PM101AE-1/2	★	9.3	12.70	110.0	18.0	8	12.0	DIN/ANSI
		1.752						*.367*	*.500*	*4.331*	*.709*		*.472*	
UNC 5/8-11	11.00	55.00	.480 x .360	E	2BX	T400-PM101AE-5/8	★	12.2	15.88	110.0	20.0	8	15.0	DIN/ANSI
		2.165						*.480*	*.625*	*4.331*	*.787*		*.591*	

C182 C157 E9 E27 C154

SANDVIK Coromant

Maschio a rullare CoroTap™ 400

Tipo di filetto: UNC

DIN/ANSI

ULDR 3.0
SUBSTRATE HSS-E-PM
COATING PVD TIN

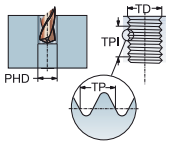

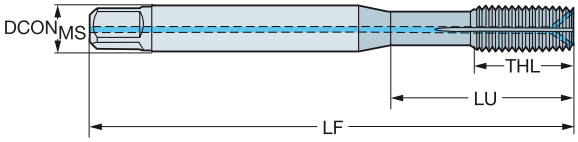

Dimensioni in mm e pollici

TDZ	TPI	LU	CZC_{MS}	THCHT	TCTR	CNSC	CXSC	Codice di ordinazione	P F-25	$DCON_{MS}$	TD	LF	THL	NOF	BSG
UNC #8-32	32.00	25.00	.168 x .131	C	2BX	1	2	T400-PM102AE-8-32	★	4.3	4.16	63.0	6.0	5	DIN/ANSI
		.984								*.168*	*.164*	*2.480*	*.236*		
UNC #10-24	24.00	25.00	.194 x .152	C	2BX	1	2	T400-PM102AE-10-24	★	4.9	4.80	70.0	8.0	5	DIN/ANSI
		.984								*.194*	*.189*	*2.756*	*.315*		
UNC #12-24	24.00	30.00	.220 x .165	C	2BX	1	2	T400-PM102AE-12-24	★	5.6	5.48	80.0	10.0	5	DIN/ANSI
		1.181								*.220*	*.216*	*3.150*	*.394*		
UNC 1/4-20	20.00	30.00	.255 x .191	C	2BX	1	2	T400-PM102AE-1/4	★	6.5	6.35	80.0	10.0	5	DIN/ANSI
		1.181								*.255*	*.250*	*3.150*	*.394*		
UNC 5/16-18	18.00	35.00	.318 x .238	C	2BX	1	2	T400-PM102AE-5/16	★	8.1	7.94	90.0	12.0	6	DIN/ANSI
		1.378								*.318*	*.313*	*3.543*	*.472*		
UNC 3/8-16	16.00	39.00	.381 x .286	C	2BX	1	2	T400-PM102AE-3/8	★	9.7	9.52	100.0	15.0	6	DIN/ANSI
		1.535								*.381*	*.375*	*3.937*	*.591*		
UNC 7/16-14	14.00	39.00	.323 x .242	C	2BX	1	2	T400-PM102AE-7/16	★	8.2	11.11	100.0	15.0	7	DIN/ANSI
		1.535								*.323*	*.437*	*3.937*	*.591*		
UNC 1/2-13	13.00	44.50	.367 x .275	C	2BX	1	2	T400-PM102AE-1/2	★	9.3	12.70	110.0	18.0	8	DIN/ANSI
		1.752								*.367*	*.500*	*4.331*	*.709*		
UNC 5/8-11	11.00	55.00	.480 x .360	C	2BX	1	2	T400-PM102AE-5/8	★	12.2	15.88	110.0	20.0	8	DIN/ANSI
		2.165								*.480*	*.625*	*4.331*	*.787*		
UNC #8-32	32.00	25.00	.168 x .131	C	2BX	1	1	T400-PM103AE-8-32	★	4.3	4.16	63.0	6.0	5	DIN/ANSI
		.984								*.168*	*.164*	*2.480*	*.236*		
UNC #10-24	24.00	25.00	.194 x .152	C	2BX	1	1	T400-PM103AE-10-24	★	4.9	4.80	70.0	8.0	5	DIN/ANSI
		.984								*.194*	*.189*	*2.756*	*.315*		
UNC #12-24	24.00	30.00	.220 x .165	C	2BX	1	1	T400-PM103AE-12-24	★	5.6	5.48	80.0	10.0	5	DIN/ANSI
		1.181								*.220*	*.216*	*3.150*	*.394*		
UNC 1/4-20	18.00	35.00	.318 x .238	C	2BX	1	1	T400-PM103AE-5/16	★	8.1	7.94	90.0	12.0	6	DIN/ANSI
		1.378								*.318*	*.313*	*3.543*	*.472*		
UNC 5/16-18	20.00	30.00	.255 x .191	C	2BX	1	1	T400-PM103AE-1/4	★	6.5	6.35	80.0	10.0	5	DIN/ANSI
		1.181								*.255*	*.250*	*3.150*	*.394*		
UNC 3/8-16	16.00	39.00	.381 x .286	C	2BX	1	1	T400-PM103AE-3/8	★	9.7	9.52	100.0	15.0	6	DIN/ANSI
		1.535								*.381*	*.375*	*3.937*	*.591*		
UNC 7/16-14	14.00	39.00	.323 x .242	C	2BX	1	1	T400-PM103AE-7/16	★	8.2	11.11	100.0	15.0	7	DIN/ANSI
		1.535								*.323*	*.437*	*3.937*	*.591*		
UNC 1/2-13	13.00	44.50	.367 x .275	C	2BX	1	1	T400-PM103AE-1/2	★	9.3	12.70	110.0	18.0	8	DIN/ANSI
		1.752								*.367*	*.500*	*4.331*	*.709*		
UNC 5/8-11	11.00	55.00	.480 x .360	C	2BX	1	1	T400-PM103AE-5/8	★	12.2	15.88	110.0	20.0	8	DIN/ANSI
		2.165								*.480*	*.625*	*4.331*	*.787*		

CXSC 1 = uscita refrigerante assiale concentrica
CXSC 2 = uscita refrigerante radiale

C182 C157 E9 E27 E28 C154

Maschio a rullare CoroTap™ 400

Tipo di filetto: UNF

DIN/ANSI

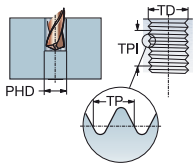

ULDR 3.0
SUBSTRATE HSS-E-PM
COATING PVD TIN

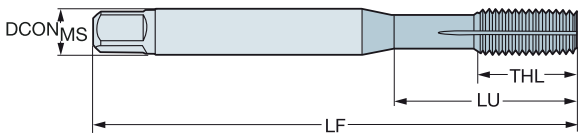

Dimensioni in mm e pollici

TDZ	TPI	LU	CZC_{MS}	THCHT	TCTR	Codice di ordinazione	P F125	$DCON_{MS}$	TD	LF	THL	NOF	PHD	BSG
UNF #10-32	32.00	25.00	.194 x .152	C	2BX	T400-PM100AF-10-32	★	4.9	4.82	70.0	8.0	5	4.5	DIN/ANSI
		.984						*.194*	*.190*	*2.756*	*.315*		*.177*	
UNF 1/4-28	28.00	30.00	.255 x .191	C	2BX	T400-PM100AF-1/4	★	6.5	6.35	80.0	10.0	5	6.0	DIN/ANSI
		1.181						*.255*	*.250*	*3.150*	*.394*		*.236*	
UNF 5/16-24	24.00	35.00	.318 x .238	C	2BX	T400-PM100AF-5/16	★	8.1	7.94	90.0	12.0	6	7.5	DIN/ANSI
		1.378						*.318*	*.313*	*3.543*	*.472*		*.295*	
UNF 3/8-24	24.00	39.00	.381 x .286	C	2BX	T400-PM100AF-3/8	★	9.7	9.50	100.0	12.0	6	9.1	DIN/ANSI
		1.535						*.381*	*.374*	*3.937*	*.472*		*.358*	
UNF 7/16-20	20.00	39.00	.323 x .242	C	2BX	T400-PM100AF-7/16	★	8.2	11.11	100.0	15.0	7	10.7	DIN/ANSI
		1.535						*.323*	*.437*	*3.937*	*.591*		*.421*	
UNF 1/2-20	20.00	44.50	.367 x .275	C	2BX	T400-PM100AF-1/2	★	9.3	12.70	100.0	13.0	8	12.2	DIN/ANSI
		1.752						*.367*	*.500*	*3.937*	*.512*		*.480*	
UNF 5/8-18	18.00	50.00	.480 x .360	C	2BX	T400-PM100AF-5/8	★	12.2	15.88	100.0	15.0	8	15.4	DIN/ANSI
		1.969						*.480*	*.625*	*3.937*	*.591*		*.606*	
UNF #10-32	32.00	25.00	.194 x .152	E	2BX	T400-PM101AF-10-32	★	4.9	4.82	70.0	8.0	5	4.5	DIN/ANSI
		.984						*.194*	*.190*	*2.756*	*.315*		*.177*	
UNF 1/4-28	28.00	30.00	.255 x .191	E	2BX	T400-PM101AF-1/4	★	6.5	6.35	80.0	10.0	5	6.0	DIN/ANSI
		1.181						*.255*	*.250*	*3.150*	*.394*		*.236*	
UNF 5/16-24	24.00	35.00	.318 x .238	E	2BX	T400-PM101AF-5/16	★	8.1	7.94	90.0	12.0	6	7.5	DIN/ANSI
		1.378						*.318*	*.313*	*3.543*	*.472*		*.295*	
UNF 3/8-24	24.00	39.00	.381 x .286	E	2BX	T400-PM101AF-3/8	★	9.7	9.50	100.0	12.0	6	9.1	DIN/ANSI
		1.535						*.381*	*.374*	*3.937*	*.472*		*.358*	
UNF 7/16-20	20.00	39.00	.323 x .242	E	2BX	T400-PM101AF-7/16	★	8.2	11.11	100.0	15.0	7	10.7	DIN/ANSI
		1.535						*.323*	*.437*	*3.937*	*.591*		*.421*	
UNF 1/2-20	20.00	44.50	.367 x .275	E	2BX	T400-PM101AF-1/2	★	9.3	12.70	100.0	13.0	8	12.2	DIN/ANSI
		1.752						*.367*	*.500*	*3.937*	*.512*		*.480*	
UNF 5/8-18	18.00	50.00	.480 x .360	E	2BX	T400-PM101AF-5/8	★	12.2	15.88	100.0	15.0	8	15.4	DIN/ANSI
		1.969						*.480*	*.625*	*3.937*	*.591*		*.606*	

C182 C157 E9 E27 C154

SANDVIK Coromant

ITA

Maschio a rullare CoroTap™ 400

Tipo di filetto: UNF

DIN/ANSI

ULDR 3.0
SUBSTRATE HSS-E-PM
COATING PVD TIN

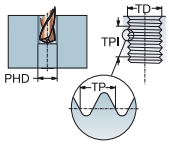

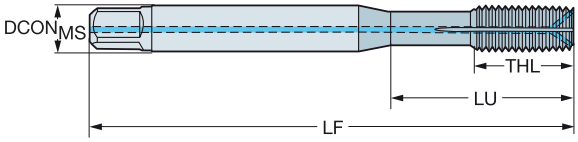

TDZ	TPI	LU	CZC_{MS}	THCHT	TCTR	CNSC	CXSC	Codice di ordinazione	P F125	$DCON_{MS}$	TD	LF	THL	NOF	BSG
										Dimensioni in mm e pollici					
UNF #10-32	32.00	25.00	.194 x .152	C	2BX	1	2	T400-PM102AF-10-32	★	4.9	4.82	70.0	8.0	5	DIN/ANSI
		.984								*.194*	*.190*	*2.756*	*.315*		
UNF 1/4-28	28.00	30.00	.255 x .191	C	2BX	1	2	T400-PM102AF-1/4	★	6.5	6.35	80.0	10.0	5	DIN/ANSI
		1.181								*.255*	*.250*	*3.150*	*.394*		
UNF 5/16-24	24.00	35.00	.318 x .238	C	2BX	1	2	T400-PM102AF-5/16	★	8.1	7.94	90.0	12.0	6	DIN/ANSI
		1.378								*.318*	*.313*	*3.543*	*.472*		
UNF 3/8-24	24.00	39.00	.381 x .286	C	2BX	1	2	T400-PM102AF-3/8	★	9.7	9.50	100.0	12.0	6	DIN/ANSI
		1.535								*.381*	*.374*	*3.937*	*.472*		
UNF 7/16-20	20.00	39.00	.323 x .242	C	2BX	1	2	T400-PM102AF-7/16	★	8.2	11.11	100.0	15.0	7	DIN/ANSI
		1.535								*.323*	*.437*	*3.937*	*.591*		
UNF 1/2-20	20.00	44.50	.367 x .275	C	2BX	1	2	T400-PM102AF-1/2	★	9.3	12.70	100.0	13.0	8	DIN/ANSI
		1.752								*.367*	*.500*	*3.937*	*.512*		
UNF 5/8-18	18.00	50.00	.480 x .360	C	2BX	1	2	T400-PM102AF-5/8	★	12.2	15.88	100.0	15.0	8	DIN/ANSI
		1.969								*.480*	*.625*	*3.937*	*.591*		
UNF #10-32	32.00	25.00	.194 x .152	C	2BX	1	1	T400-PM103AF-10-32	★	4.9	4.82	70.0	8.0	5	DIN/ANSI
		.984								*.194*	*.190*	*2.756*	*.315*		
UNF 1/4-28	28.00	30.00	.255 x .191	C	2BX	1	1	T400-PM103AF-1/4	★	6.5	6.35	80.0	10.0	5	DIN/ANSI
		1.181								*.255*	*.250*	*3.150*	*.394*		
UNF 5/16-24	24.00	35.00	.318 x .238	C	2BX	1	1	T400-PM103AF-5/16	★	8.1	7.94	90.0	12.0	6	DIN/ANSI
		1.378								*.318*	*.313*	*3.543*	*.472*		
UNF 3/8-24	24.00	39.00	.381 x .286	C	2BX	1	1	T400-PM103AF-3/8	★	9.7	9.50	100.0	12.0	6	DIN/ANSI
		1.535								*.381*	*.374*	*3.937*	*.472*		
UNF 7/16-20	20.00	39.00	.323 x .242	C	2BX	1	1	T400-PM103AF-7/16	★	8.2	11.11	100.0	15.0	7	DIN/ANSI
		1.535								*.323*	*.437*	*3.937*	*.591*		
UNF 1/2-20	20.00	44.50	.367 x .275	C	2BX	1	1	T400-PM103AF-1/2	★	9.3	12.70	100.0	13.0	8	DIN/ANSI
		1.752								*.367*	*.500*	*3.937*	*.512*		
UNF 5/8-18	18.00	50.00	.480 x .360	C	2BX	1	1	T400-PM103AF-5/8	★	12.2	15.88	100.0	15.0	8	DIN/ANSI
		1.969								*.480*	*.625*	*3.937*	*.591*		

CXSC 1 = uscita refrigerante assiale concentrica
CXSC 2 = uscita refrigerante radiale

C182 C157 E9 E27 E28 C154

Maschi

Materiale

HM	HSS	HSS-E	HSS-PM	HSS-E-PM
Metallo duro	Acciaio super rapido	Acciaio super rapido al cobalto	Acciaio super rapido da polveri	Acciaio HSS-E ottenuto da metallurgia delle polveri

B

Qualità/rivestimento

C110/B110	Cool Top	Smooth Top	ST/C145/B145	TiCN
Combinazione ottimale di elevata durezza e usura abrasiva	Combinazione ottimale di elevata durezza e usura abrasiva	Basso coefficiente di attrito che riduce al minimo l'adesione del materiale al tagliente	Temprata a vapore, per proteggere la superficie e prevenire la formazione di tagliente di riporto	Carbonitruro di titanio

CrN	TiN	N	Bright/C150/B150	D115
Nitruro di cromo	Nitruro di titanio	Con nitruro	Non rivestita, per ridurre i problemi di adesione nei materiali teneri	Qualità resistente all'usura a basso attrito

C

D210	D125	F125		
Ottima resistenza all'usura con o senza refrigerante	Qualità resistente all'usura ad attrito medio	Qualità resistente all'usura a basso attrito Ottimizzato per l'acciaio		

Tipo di foro

D

Foro passante **Foro cieco** **Foro passante o cieco**



E

INFORMAZIONI GENERALI SULLA MASCHIATURA

Il successo di ogni operazione di maschiatura dipende da vari fattori che incidono sulla qualità del prodotto finito. Per ottenere risultati ottimali, tenere a mente i seguenti consigli:
1. Scegliere un maschio con design corretto nella tabella di Classificazione dei Materiali, considerando il materiale del componente ed il tipo di foro, es. foro cieco o passante.
2. Verificare che il componente sia saldamente bloccato - il movimento laterale può causare la rottura del maschio o filetti di qualità insoddisfacente.
3. Scegliere una punta di dimensioni corrette nella pagina del relativo catalogo. Ricordare che le dimensioni delle punte per i maschi a rullare sono diverse. Una scelta sbagliata o condizioni di foratura sfavorevoli possono provocare l'incrudimento del materiale del pezzo, con conseguente riduzione delle prestazioni del maschio.
4. Scegliere la velocità di taglio corretta come indicato nella pagina del relativo catalogo dedicata al prodotto e nella funzione di Ricerca guidata.
5. Usare il fluido da taglio adatto per un'applicazione corretta.
6. Assicurare un'entrata fluida del maschio nel foro, poiché un avanzamento non uniforme può causare fenomeni di "imboccatura a campana" (bell mouthing).

Tipo smusso della filettatura

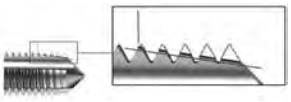

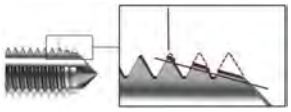

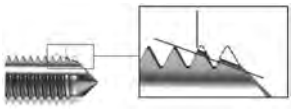

Tipo di smusso B=3.5 – 5 × filetti

Smusso lungo:

Coppia elevata
Migliore qualità superficiale
Trucioli sottili
Bassa pressione in corrispondenza dello smusso
Lunga durata tagliente
Più comune per maschio con imbocco corretto

Tipo di smusso C=2 – 3 × filetti

Smusso medio:

Coppia bassa
Buona qualità superficiale
Trucioli di spessore normale
Pressione normale in corrispondenza dello smusso
Durata tagliente normale
Design più comune
Smusso standard per fori ciechi
Più comune per maschio con scanalatura elicoidale

Tipo di smusso E=1.5 – 2 × filetti

Smusso corto:

Coppia bassa
Buona qualità superficiale
Trucioli di elevato spessore
Alta pressione in corrispondenza dello smusso
Durata tagliente più breve
Design estremo
Utilizzare quando non vi è molto spazio sul fondo del foro

Qual è l'altezza del filetto in %?

L'esempio si riferisce a filetti a 60°, standard ISO e UTS

L'altezza del filetto in % è il rapporto tra altezza effettiva e altezza massima del filetto interno

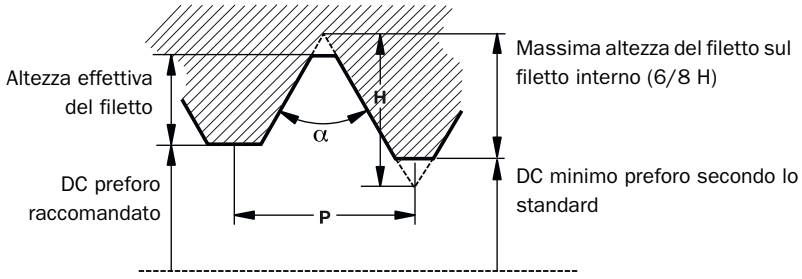

Esempio, M8×1.25

La massima altezza del filetto secondo lo standard è 6/8 H.
H = 0.866 × P
(H = altezza triangolo base)
(P = passo del filetto)

La massima altezza del filetto è:
6/8 * (0.866 × 1, 25) = 0.811 mm
Altezza effettiva del filetto a un preforo di DC 6.9 mm:
(8 - 6,9) / 2 = 0.55 mm
L'altezza del filetto pertanto è (0.55 / 0.81) × 100 = 68%

CLASSI DI MASCHI DA TAGLIO 2B & 3B: FILETTATURE UNIFICATE IN POLLICI

	TPI		Limiti maschio	
Dim.	UNC	UNF	Classe 2B	Classe 3B
0		80	H2	H1
1	64		H2	H1
1		72	H2	H1
2	56		H2	H1
2		64	H2	H1
3	48		H2	H1
3		56	H2	H1
4	40		H2	H2
4		48	H2	H1
5	40		H2	H2
5		44	H2	H1
6	32		H3	H2
6		40	H2	H2
8	32		H3	H2
8		36	H2	H2
10	24		H3	H3
10		32	H3	H2
12	24		H3	H3
12		28	H3	H3
1/4	20		H5	H3
1/4		28	H4	H3
5/16	18		H5	H3
5/16		24	H4	H3
3/8	16		H5	H3

	TPI		Limiti maschio	
Dim.	UNC	UNF	Classe 2B	Classe 3B
3/8		24	H4	H3
7/16	14		H5	H3
7/16		20	H5	H3
1/2	13		H5	H3
1/2		20	H5	H3
9/16	12		H5	H3
9/16		18	H5	H3
5/8	11		H5	H3
5/8		18	H5	H3
3/4	10		H5	H5
3/4		16	H5	H3
7/8	9		H6	H4
7/8		14	H6	H4
1"	8		H6	H4
1"		12	H6	H4
1.1/8	7		H8	H4
1.1/8		12	H6	H4
1.1/4	7		H8	H4
1.1/4		12	H6	H4
1.3/8	6		H8	H4
1.3/8		12	H6	H4
1.1/2	6		H8	H4
1.1/2		12	H6	H4

ITA

Dimensioni foro consigliate

Guida al diametro del foro

Questa guida fornisce raccomandazioni per la scelta del diametro corretto dei fori da maschiare.

Il tipo di punta e il materiale da lavorare determinano il diametro del foro da scegliere.

Si noti che il diametro del foro può differire dalla dimensione della punta, a seconda della tolleranza di quest'ultima. Per una precisione migliore della dimensione del foro, utilizzare una punta in metallo duro integrale high-tech, con un grado di tolleranza stretta. Ciò rende possibile scegliere una punta con un valore PHDX più vicino a quello presentato in questa guida.

In casi eccezionali, quali operazioni di maschiatura in materiali molto tenaci, può essere selezionato un foro di diametro maggiore di PHDX per ottenere una maggiore durata degli utensili. La resistenza della filettatura può essere ancora sufficiente, ma il filetto sarà fuori tolleranza standard.

Per ulteriori informazioni tecniche, visitare il sito www.sandvik.coromant.com/it.

M

DIN 13			Millimetri		Pollici	
TDZ		TP	PHD	PHDX	PHD	PHDX *5H/6H
M 1*	x	0.25	0.75	0.785	.0295	.0309
M 1.1*	x	0.25	0.85	0.885	.0335	.0348
M 1.2*	x	0.25	0.95	0.985	.0374	.0388
M 1.4*	x	0.30	1.10	1.142	.0433	.0450
M 1.6	x	0.35	1.25	1.321	.0492	.0520
M 1.8	x	0.35	1.45	1.521	.0571	.0599
M 2	x	0.40	1.60	1.679	.0630	.0661
M 2.2	x	0.45	1.75	1.838	.0689	.0724
M 2.3	x	0.40	1.85	1.938	.0728	.0763
M 2.5	x	0.45	2.05	2.138	.0807	.0842
M 2.6	x	0.45	2.15	2.238	.0846	.0881
M 3	x	0.50	2.50	2.599	.0984	.1023
M 3.5	x	0.60	2.90	3.010	.1142	.1185
M 4	x	0.70	3.30	3.422	.1299	.1347
M 4.5	x	0.75	3.70	3.878	.1457	.1527
M 5	x	0.80	4.20	4.334	.1654	.1706
M 6	x	1.00	5.00	5.153	.1969	.2029
M 7	x	1.00	6.00	6.153	.2362	.2422
M 8	x	1.25	6.80	6.912	.2677	.2721
M 9	x	1.25	7.80	7.912	.3071	.3115
M 10	x	1.50	8.50	8.676	.3346	.3416
M 11	x	1.50	9.50	9.676	.3740	.3809
M 12	x	1.75	10.20	10.441	.4016	.4111
M 14	x	2.00	12.00	12.210	.4724	.4807
M 16	x	2.00	14.00	14.210	.5512	.5594
M 18	x	2.50	15.50	15.744	.6102	.6198
M 20	x	2.50	17.50	17.744	.6890	.6986
M 22	x	2.50	19.50	19.744	.7677	.7773
M 24	x	3.00	21.00	21.252	.8268	.8367
M 27	x	3.00	24.00	24.252	.9449	.9548
M 30	x	3.50	26.50	26.771	1.0433	1.0540
M 33	x	3.50	29.50	29.771	1.1614	1.1721
M 36	x	4.00	32.00	32.270	1.2598	1.2705
M 39	x	4.00	35.00	35.270	1.3780	1.3886
M 42	x	4.50	37.50	37.799	1.4764	1.4881
M 45	x	4.50	40.50	40.799	1.5945	1.6063
M 48	x	5.00	43.00	43.297	1.6929	1.7046
M 52	x	5.00	47.00	47.297	1.8504	1.8621
M 56	x	5.50	50.50	50.796	1.9882	1.9998
M 64	x	6.00	58.00	58.305	2.2835	2.2955

Dimensioni foro consigliate

Maschi a tagliare

MF

DIN 13		Millimetri		Pollici	
TDZ	TP	PHD	PHDX 6H	PHD	PHDX 6H
MF 2.5	x 0.35	2.15	2.221	.0846	.0874
MF 3.0	x 0.35	2.65	2.721	.1043	.1071
MF 3.5	x 0.35	3.15	3.221	.1240	.1268
MF 4.0	x 0.50	3.50	3.599	.1378	.1417
MF 4.5	x 0.50	4.00	4.099	.1575	.1614
MF 5.0	x 0.50	4.50	4.599	.1772	.1811
MF 5.5	x 0.50	5.00	5.099	.1969	.2007
MF 6.0	x 0.75	5.25	5.378	.2047	.2117
MF 7.0	x 0.75	6.25	6.378	.2441	.2511
MF 8.0	x 0.50	7.50	7.599	.2953	.2992
MF 8.0	x 0.75	7.25	7.378	.2835	.2905
MF 8.0	x 1.00	7.00	7.153	.2756	.2816
MF 9.0	x 0.75	8.25	8.378	.3228	.3298
MF 9.0	x 1.00	8.00	8.153	.3150	.3210
MF 10	x 0.75	9.25	9.378	.3622	.3692
MF 10	x 1.00	9.00	9.153	.3543	.3604
MF 10	x 1.25	8.80	8.912	.3465	.3509
MF 11	x 0.75	10.25	10.378	.4016	.4086
MF 11	x 1.00	10.00	10.153	.3937	.3997
MF 12	x 1.00	11.00	11.153	.4331	.4391
MF 12	x 1.25	10.75	10.912	.4252	.4296
MF 12	x 1.50	10.50	10.676	.4134	.4203
MF 14	x 1.00	13.00	13.153	.5118	.5178
MF 14	x 1.25	12.75	12.912	.5039	.5083
MF 14	x 1.50	12.50	12.676	.4921	.4991
MF 15	x 1.00	14.00	14.153	.5512	.5572
MF 15	x 1.50	13.50	13.676	.5315	.5384
MF 16	x 1.00	15.00	15.153	.5906	.5966
MF 16	x 1.25	14.80	14.912	.5827	.5871
MF 16	x 1.50	14.50	14.676	.5709	.5778
MF 17	x 1.00	16.00	16.153	.6299	.6359
MF 17	x 1.50	15.50	15.676	.6102	.6172
MF 18	x 1.00	17.00	17.153	.6693	.6753
MF 18	x 1.50	16.50	16.676	.6496	.6565
MF 20	x 1.00	19.00	19.153	.7480	.7541
MF 20	x 1.50	18.50	18.676	.7283	.7353
MF 20	x 2.00	18.00	18.210	.7087	.7169
MF 22	x 1.00	21.00	21.153	.8268	.8328
MF 22	x 1.50	20.50	20.676	.8071	.8140
MF 22	x 2.00	20.00	20.210	.7874	.7957
MF 24	x 1.00	23.00	23.153	.9055	.9115
MF 24	x 1.50	22.50	22.676	.8858	.8928
MF 24	x 2.00	22.00	22.210	.8661	.8744
MF 25	x 1.00	24.00	24.153	.9449	.9509
MF 25	x 1.50	23.50	23.676	.9252	.9321
MF 25	x 2.00	23.00	23.210	.9055	.9138
MF 27	x 1.00	26.00	26.153	1.0236	1.0296
MF 27	x 1,50	25.50	25.676	1.0039	1.0109
MF 27	x 2.00	25.00	25.210	.9843	.9925
MF 28	x 1.00	27.00	27.153	1.0630	1.0690
MF 28	x 1.50	26.50	26.676	1.0433	1.0502
MF 28	x 2.00	26.00	26.210	1.0236	1.0319
MF 30	x 1.00	29.00	29.153	1.1417	1.1478
MF 30	x 1.50	28.50	28.676	1.1220	1.1290
MF 30	x 2.00	28.00	28.210	1.1024	1.1106
MF 30	x 3.00	27.00	27.252	1.0630	1.0729
MF 32	x 1.50	30.50	30.676	1.2008	1.2077
MF 32	x 2.00	30.00	30.210	1.1811	1.1894
MF 33	x 1.50	31.50	31.676	1.2402	1.2471
MF 33	x 2.00	31.00	31.210	1.2205	1.2287
MF 33	x 3.00	30.00	30.252	1.1811	1.1910
MF 35	x 1.50	33.50	33.676	1.3189	1.3258
MF 36	x 1.50	34.50	34.676	1.3583	1.3652

ITA

Dimensioni foro consigliate

Maschi a tagliare

UNC

ASME B1.1			Millimetri			Pollici		
TDZ		TPI	PHD	PHDX 2B	PHDX 3B	PHD	PHDX 2B	PHDX 3B
Nr. 1	-	64	1.55	1.582	1.582	.0610	.0623	.0623
Nr. 2	-	56	1.85	1.872	1.872	.0728	.0737	.0737
Nr. 3	-	48	2.10	2.146	2.146	.0827	.0845	.0845
Nr. 4	-	40	2.35	2.385	2.385	.0925	.0939	.0939
Nr. 5	-	40	2.65	2.697	2.697	.1043	.1062	.1062
Nr. 6	-	32	2.85	2.896	2.896	.1122	.1140	.1140
Nr. 8	-	32	3.50	3.531	3.528	.1378	.1390	.1389
Nr. 10	-	24	3.90	3.962	3.950	.1535	.1560	.1555
Nr. 12	-	24	4.50	4.597	4.590	.1772	.1810	.1807
1/4	-	20	5.10	5.268	5.250	.2008	.2074	.2067
5/16	-	18	6.60	6.734	6.680	.2598	.2651	.2630
3/8	-	16	8.00	8.164	8.082	.3150	.3214	.3182
7/16	-	14	9.40	9.550	9.441	.3701	.3760	.3717
1/2	-	13	10.80	11.013	10.881	.4252	.4336	.4284
9/16	-	12	12.20	12.456	12.301	.4803	.4904	.4843
5/8	-	11	13.50	13.868	13.693	.5315	.5460	.5391
3/4	-	10	16.50	16.833	16.324	.6496	.6627	.6427
7/8	-	9	19.50	19.748	19.520	.7677	.7775	.7685
1	-	8	22.25	22.598	22.344	.8760	.8897	.8797
1 1/8	-	7	25.00	25.349	25.082	.9843	.9980	.9875
1 1/4	-	7	28.00	28.524	28.258	1.1024	1.1230	1.1125
1 3/8	-	6	30.75	31.120	30.851	1.2106	1.2252	1.2146
1 1/2	-	6	34.00	34.295	34.026	1.3386	1.3502	1.3396
1 3/4	-	5	39.50	39.814	39.560	1.5551	1.5675	1.5575
2	-	4.5	45.00	45.598	45.367	1.7717	1.7952	1.7861

UNF

ASME B1.1			Millimetri			Pollici		
TDZ		TPI	PHD	PHDX 2B	PHDX 3B	PHD	PHDX 2B	PHDX 3B
Nr.1	-	72	1.55	1.613	1.613	.0610	.0635	.0635
Nr.2	-	64	1.85	1.913	1.913	.0728	.0753	.0753
Nr.3	-	56	2.15	2.197	2.197	.0846	.0865	.0865
Nr.4	-	48	2.40	2.459	2.459	.0945	.0968	.0968
Nr.5	-	44	2.70	2.741	2.741	.1063	.1079	.1079
Nr.6	-	40	2.95	3.023	3.012	.1161	.1190	.1186
Nr.8	-	36	3.50	3.607	3.597	.1378	.1420	.1416
Nr. 10	-	32	4.10	4.166	4.168	.1614	.1640	.1641
Nr. 12	-	28	4.60	4.724	4.717	.1811	.1860	.1857
1/4	-	28	5.50	5.580	5.563	.2165	.2197	.2190
5/16	-	24	6.90	7.038	6.995	.2717	.2771	.2754
3/8	-	24	8.50	8.626	8.565	.3346	.3396	.3372
7/16	-	20	9.90	10.030	9.947	.3898	.3949	.3916
1/2	-	20	11.50	11.618	11.524	.4528	.4574	.4537
9/16	-	18	12.90	13.084	12.969	.5079	.5151	.5106
5/8	-	18	14.50	14.671	14.554	.5709	.5776	.5730
3/4	-	16	17.50	17.689	17.546	.6890	.6964	.6908
7/8	-	14	20.40	20.663	20.493	.8031	.8135	.8068
1	-	12	23.25	23.569	23.363	.9154	.9279	.9198
1 1/8	-	12	26.50	26.744	26.538	1.0433	1.0529	1.0448
1 1/4	-	12	29.50	29.919	29.713	1.1614	1.1779	1.1698
1 3/8	-	12	32.75	33.094	32.888	1.2894	1.3029	1.2948
1 1/2	-	12	36.00	36.269	36.063	1.4173	1.4279	1.4198

E9

ISO 13399

Dimensioni foro consigliate

Maschi a tagliare

G

DIN-ISO 228		Millimetri		Pollici	
TDZ	TPI	PHD	PHDX	PHD	PHDX
G 1/16	- 28	6.80	6.843	.2677	.2694
G 1/8	- 28	8.80	8.848	.3465	.3483
G 1/4	- 19	11.80	11.890	.4646	.4681
G 3/8	- 19	15.25	15.395	.6004	.6061
G 1/2	- 14	19.00	19.173	.7480	.7548
G 5/8	- 14	21.00	21.129	.8268	.8319
G 3/4	- 14	24.50	24.659	.9646	.9708
G 7/8	- 14	28.25	28.419	1.1122	1.1189
G 1	- 11	30.75	30.932	1.2106	1.2178
G 11/8	- 11	35.50	35.580	1.3976	1.4008
G 11/4	- 11	39.50	39.593	1.5551	1.5588
G 11/2	- 11	45.25	45.486	1.7815	1.7908

NPT

ASME B1.20.1 Cono 1:16		Millimetri				Pollici			
TDZ	TPI	PHD	PHD1	PHD2	PROFONDITÀ	PHD	PHD1	PHD2	PROFONDITÀ
1/16	- 27	6.15	5.95	6.39	10.7	.2421	.2343	.2516	.4213
1/8	- 27	8.40	8.31	8.74	10.8	.3307	.3272	.3441	.4252
1/4	- 18	11.10	10.73	11.36	15.6	.4370	.4224	.4472	.6142
3/8	- 18	14.30	14.15	14.80	16.0	.5630	.5571	.5827	.6299
1/2	- 14	17.90	17.47	18.32	20.8	.7047	.6878	.7213	.8189
3/4	- 14	23.30	22.79	23.67	21.3	.9173	.8972	.9319	.8386
1	- 11.5	29,00	28.46	29.69	25.6	1.1417	1.0472	1.1689	1.0079

NPTF

ASME B1.20.3 Cono 1:16		Millimetri				Pollici			
TDZ	TPI	PHD	PHD1	PHD2	PROFONDITÀ	PHD	PHD1	PHD2	PROFONDITÀ
1/16	- 27	6.10	5.97	6.41	10.30	.2402	.2350	.2524	.4055
1/8	- 27	8.40	8.33	8.77	10.30	.3307	.3280	.3453	.4055
1/4	- 18	11.00	10.77	11.40	15.00	.4331	.4240	.4488	.5906
3/8	- 18	14.50	14.19	14.84	15.30	.5709	.5587	.5843	.6024
1/2	- 14	17.00	17.48	18.33	19.00	.6693	.6882	.7217	.7480
3/4	- 14	23.00	22.84	23.72	9.00	.9055	.8992	.9339	.3543
1	- 11,5	29.00	28.68	29.76	20.40	1.1417	1.1291	1.1717	.8031

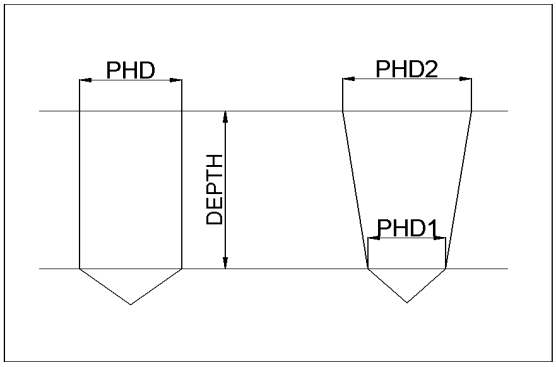

ITA

Dimensioni foro consigliate

Maschi a rullare

M

DIN 13			Millimetri	Pollici
TDZ		TP	PHD	PHD
M 1	x	0.25	0.90	.0354
M 1.2	x	0.25	1.10	.0433
M 1.4	x	0.30	1.26	.0496
M 1.6	x	0.35	1.45	.0571
M 1.7	x	0.35	1.55	.0610
M 1.8	x	0.35	1.65	.0650
M 2	x	0.40	1.82	.0728
M 2.2	x	0.45	2.00	.0787
M 2.5	x	0.45	2.30	.0906
M 3	x	0.50	2.80	.1102
M 3.5	x	0.60	3.25	.1280
M 4	x	0.70	3.70	.1457
M 5	x	0.80	4.65	.1831
M 6	x	1.00	5.55	.2185
M 7	x	1.00	6.55	.2579
M 8	x	1.25	7.40	.2913
M 9	x	1.25	8.40	.3307
M 10	x	1.50	9.30	.3661
M 11	x	1.50	10.30	.4055
M 12	x	1.75	11.20	.4409
M 14	x	2.00	13.10	.5157
M 16	x	2.00	15.10	.5945
M 18	x	2.50	16.90	.6654
M 20	x	2.50	18.90	.7441
M 22	x	2.50	20.90	.8228
M 24	x	3.00	22.70	.8937

MF

DIN 13			Millimetri	Pollici
TDZ		TP	PHD	PHD
M 2.5	x	0.35	2.35	.0925
M 3	x	0.35	2.85	.1122
M 4	x	0.35	3.85	.1516
M 4	x	0.50	3.80	.1496
M 5	x	0.50	4.80	.1890
M 5.5	x	0.50	5.30	.2087
M 6	x	0.75	5.65	.2224
M 7	x	0.75	6.65	.2618
M 8	x	0.75	7.65	.3012
M 8	x	1.00	7.55	.2972
M 9	x	0.75	8.65	.3406
M 9	x	1.00	8.55	.3366
M 10	x	0.75	9.65	.3799
M 10	x	1.00	9.55	.3760
M 10	x	1.25	9.40	.3701
M 11	x	0.75	10.65	.4193
M 11	x	1.00	10.55	.4154
M 12	x	1.00	11.55	.4547
M 12	x	1.25	11.40	.4488
M 12	x	1.50	11.30	.4449
M 14	x	1.00	13.55	.5335
M 14	x	1.25	13.40	.5276
M 14	x	1.25	13.30	.5236
M 15	x	1.00	14.55	.5728
M 15	x	1.50	14.30	.5630
M 16	x	1.00	15.55	.6122
M 16	x	1.50	15.30	.6024
M 17	x	1.00	16.55	.6516
M 17	x	1.50	16.30	.6417
M 18	x	1.00	17.55	.6909
M 18	x	1.50	17.30	.6811
M 18	x	2.00	17.10	.6732
M 20	x	1.00	19.55	.7697
M 20	x	1.50	19.30	.7598
M 24	x	1.00	23.55	.9272
M 24	x	1.50	23.30	.9173
M 24	x	2.00	23.10	.9094

UNC

ASME B1.1			Millimetri	Pollici
TDZ		TPI	PHD	PHD
Nr. 1	-	64	1.68	.0661
Nr. 2	-	56	1.98	.0780
Nr. 3	-	48	2.28	.0898
Nr. 4	-	40	2.55	.1004
Nr, 5	-	40	2.90	.1142
Nr. 6	-	32	3.15	.1240
Nr, 8	-	32	3.80	.1496
Nr.10	-	24	4.35	.1713
Nr.12	-	24	5.00	.1969
1/4	-	20	5.75	.2264
5/16	-	18	7.30	.2874
3/8	-	16	8.80	.3465
7/16	-	14	10.30	.4055
1/2	-	13	11.80	.4646
9/16	-	12	13.30	.5236
5/8	-	11	14.80	.5827
3/4	-	10	17.90	.7047
7/8	-	9	21.00	.8268
1	-	8	24.00	.9449

UNF

UNF: ASME B1.1			Millimetri	Pollici
TDZ		TPI	PHD	PHD
Nr. 1	-	72	1.70	.0669
Nr. 2	-	64	2.00	.0787
Nr. 3	-	56	2.30	.0906
Nr. 4	-	48	2.60	.1024
Nr. 5	-	44	2.90	.1142
Nr. 6	-	40	3.20	.1260
Nr. 8	-	36	3.85	.1516
Nr.10	-	32	4.45	.1752
Nr.12	-	28	5.10	.2008
1/4	-	28	5.95	.2343
/16	-	24	7.45	.2933
3/8	-	24	9.05	.3563
7/16	-	20	10.55	.4154
1/2	-	20	12.10	.4764
9/16	-	18	13.65	.5374
5/8	-	18	15.25	.6004
3/4	-	16	18.35	.7224
7/8	-	14	21.40	.8425
1	-	12	24.45	.9626

EGM

DIN 8140			Millimetri
TDZ		TP	PHD
EG M 3	-	0.50	3.40
EG M 4	-	0.70	4.60
EG M 5	-	0.80	5.65
EG M 6	-	1.00	6.85
EG M 8	-	1.25	9.05
EG M 10	-	1.50	11.30
EG M 12	-	1.75	13.50

CoroTap - Versatilità

CoroTap™ 200

Valori in millimetri

					E616		
					ULDR(xTD)	1.5	2	3
ISO	**Codice MC**	**Materiale**	**N/mm²**	**HB**		vc m/min		
P	P1.1.Z.AN	**Acciaio non legato**	428	125	-	-	-
	P1.1.Z.HT		639	190	46	38	33
	P1.2.Z.AN		639	190	37	30	26
	P1.2.Z.HT		708	210	34	28	24
	P1.3.Z.AN		639	190	37	30	26
	P1.3.Z.HT		1013	300	18	15	13
	P2.1.Z.AN	**Acciaio debolmente legato**	591	175	37	30	26
	P2.2.Z.AN		811	240	34	28	24
	P2.3.Z.AN		867	260	18	15	13
	P2.5.Z.HT.1		961	285	18	15	13
	P3.0.Z.AN	**Acciaio fortemente legato**	674	200	34	28	24
	P3.0.Z.HT.1		1282	380	12	10	9
	P3.1.Z.AN		839	250	34	28	24
	P1.5.C.UT	**Getti di acciaio**	503	150	37	30	26
	P2.6.C.UT		674	200	34	28	24
	P5.0.Z.HT.1	**Acciaio inossidabile ferritico/martensitico**	1114	330	34	28	24
	P5.0.Z.PH		1114	330	6	5	4
M	M1.0.Z.AQ	**Acciaio inossidabile austenitico**	674	200	7	6	5
	M1.0.C.UT		674	200	7	6	5
	M2.0.Z.AQ	**Acciaio inossidabile superaustenitico**	674	200	7	6	5
	M2.0.C.AQ		674	200	7	6	5
	M3.1.Z.AQ	**Acciaio inox Duplex (austenitico/ferritico)**	778	230	6	5	4
	M3.1.C.AQ		778	230	6	5	4
	M3.2.Z.AQ		867	260	6	5	4
K	K1.1.C.NS	**Ghisa malleabile**	674	200	29	24	21
	K2.1.C.UT	**Ghisa grigia**	602	180	24	20	17
	K2.2.C.UT		825	245	20	16	14
	K2.3.C.UT		591	175	29	24	21
	K3.1.C.UT	**Ghisa nodulare**	518	155	29	24	21
	K3.2.C.UT		727	215	29	24	21
	K3.3.C.UT		885	265	29	24	21
	K3.5.C.UT		639	190	29	24	21
	K5.1.C.NS	**Ghisa duttile austemperata**	1013	300	20	16	14
N	N1.2.Z.UT	**Leghe a base di alluminio**	-	60	-	-	-
	N1.2.Z.AG		-	100	-	-	-
	N1.3.C.UT		-	75	-	-	-
	N1.3.C.AG		-	90	-	-	-
	N1.4.C.NS		-	130	-	-	-
	N3.3.U.UT	**Leghe a base di rame**	-	110	55	45	38
	N3.1.U.UT		-	100	22	18	15

CoroTap - Versatilità

CoroTap™ 200

Valori in millimetri

				T200-XM Qualità B110/C110			T200-XM Qualità B145/C145			T200-XM Qualità B150/C150		
				ULDR			ULDR			ULDR		
			ULDR(xTD)	1.5	2	3	1.5	2	3	1.5	2	3
ISO	Codice MC	Materiale	HB	v_c m/min			v_c m/min			v_c m/min		
P		**Acciaio non legato**										
	P1.1.Z.AN		125	43	35	30	31	25	21	31	25	21
	P1.1.Z.HT		190	41	34	29	27	22	19	27	22	19
	P1.2.Z.AN		190	39	32	27	22	18	15	22	18	15
	P1.2.Z.HT		210	31	26	22	20	16	14	20	16	14
	P1.3.Z.AN		190	39	32	27	22	18	15	22	18	15
	P1.3.Z.HT		300	21	17	15	12	10	9	12	10	9
		Acciaio debolmente legato										
	P2.1.Z.AN		175	39	32	27	22	18	15	22	18	15
	P2.2.Z.AN		240	31	26	22	20	16	14	20	16	14
	P2.3.Z.AN		260	21	17	15	12	10	9	12	10	9
	P2.5.Z.HT.1		285	21	17	15	12	10	9	12	10	9
		Acciaio fortemente legato										
	P3.0.Z.AN		200	31	26	22	20	16	14	20	16	14
	P3.0.Z.HT.1		380	10	8	7	6	5	4	6	5	4
	P3.1.Z.AN		250	31	26	22	20	16	14	20	16	14
		Getti di acciaio										
	P1.5.C.UT		150	39	32	27	22	18	15	22	18	15
	P2.6.C.UT		200	31	26	22	20	16	14	20	16	14
		Acciaio inossidabile ferritico/martensitico										
	P5.0.Z.HT.1		330	32	26	22	20	16	14	20	16	14
	P5.0.Z.PH		330	12	10	9	5	4	3			
M		**Acciaio inossidabile austenitico**										
	M1.0.Z.AQ		200	10	8	7	7	6	5	-	-	-
	M1.0.C.UT		230	10	8	7	7	6	5	-	-	-
		Acciaio inossidabile superaustenitico										
	M2.0.Z.AQ		200	10	8	7	7	6	5	-	-	-
	M2.0.C.AQ		260	10	8	7	7	6	5	-	-	-
		Acciaio inox Duplex (austenitico/ferritico)										
	M3.1.Z.AQ		200	6	5	4	5	4	3	-	-	-
	M3.2.Z.AQ		200	6	5	4	5	4	3	-	-	-
	M3.1.C.AQ		230	6	5	4	5	4	3	-	-	-
K		**Ghisa malleabile**										
	K1.1.C.NS		200	24	20	17	18	15	13	18	15	13
		Ghisa grigia										
	K2.1.C.UT		180	23	19	16	18	15	13	18	15	13
	K2.2.C.UT		245	16	13	11	10	8	7	10	8	7
	K2.3.C.UT		175	24	20	17	18	15	13	18	15	13
		Ghisa nodulare										
	K3.1.C.UT		155	24	20	17	18	15	13	18	15	13
	K3.2.C.UT		215	24	20	17	18	15	13	18	15	13
	K3.3.C.UT		265	24	20	17	18	15	13	18	15	13
	K3.5.C.UT		190	24	20	17	18	15	13	18	15	13
	K5.1.C.NS	**Ghisa duttile austemperata**	300	16	13	11	10	8	7	10	8	7
N		**Leghe a base di alluminio**										
	N1.2.Z.UT		60	49	40	34	-	-	-	43	35	30
	N1.2.Z.AG		100	49	40	34	-	-	-	43	35	30
	N1.3.C.UT		75	49	40	34	-	-	-	43	35	30
	N1.3.C.AG		90	31	25	21	-	-	-	24	20	17
	N1.4.C.NS		130	21	18	15	-	-	-	18	15	13
		Leghe a base di rame										
	N3.3.U.UT		110	46	38	32	-	-	-	37	30	26
	N3.1.U.UT		100	18	15	13	-	-	-	15	12	10
S		**Superleghe a base di ferro**										
	S1.0.U.AN		200	9	8	6	-	-	-	6	5	4
		Leghe a base di nichel										
	S2.0.Z.UT		275	9	8	6	-	-	-	6	5	4
	S2.0.Z.AN		250	9	8	6	-	-	-	6	5	4
	S2.1.Z.AN		125	23	19	16	-	-	-	15	12	10
		Leghe a base di titanio										
	S4.1.Z.UT		200	21	18	15	-	-	-	18	15	13

CoroTap - Versatilità

CoroTap™ 200

Valori in pollici

					E616		
					ULDR(xTD)	1.5	2	3
ISO	**Codice MC**	**Materiale**	**N/mm²**	**HB**	v_c piedi/min			
P	P1.1.Z.AN	**Acciaio non legato**	428	125	-	-	-
	P1.1.Z.HT		639	190	152	125	107
	P1.2.Z.AN		639	190	120	98	84
	P1.2.Z.HT		708	210	112	92	79
	P1.3.Z.AN		639	190	120	98	84
	P1.3.Z.HT		1013	300	60	49	42
	P2.1.Z.AN	**Acciaio debolmente legato**	591	175	120	98	84
	P2.2.Z.AN		811	240	112	92	79
	P2.3.Z.AN		867	260	60	49	42
	P2.5.Z.HT.1		961	285	60	49	42
	P3.0.Z.AN	**Acciaio fortemente legato**	674	200	112	92	79
	P3.0.Z.HT.1		1282	380	40	33	28
	P3.1.Z.AN		839	250	112	92	79
	P1.5.C.UT	**Getti di acciaio**	503	150	120	98	84
	P2.6.C.UT		674	200	112	92	79
	P5.0.Z.HT.1	**Acciaio inossidabile ferritico/martensitico**	1114	330	112	92	79
	P5.0.Z.PH		1114	330	20	16	14
M	M1.0.Z.AQ	**Acciaio inossidabile austenitico**	674	200	24	20	17
	M1.0.C.UT		674	200	24	20	17
	M2.0.Z.AQ	**Acciaio inossidabile superaustenitico**	674	200	24	20	17
	M2.0.C.AQ		674	200	24	20	17
	M3.1.Z.AQ	**Acciaio inox Duplex (austenitico/ferritico)**	778	230	20	16	14
	M3.1.C.AQ		778	230	20	16	14
	M3.2.Z.AQ		867	260	20	16	14
K	K1.1.C.NS	**Ghisa malleabile**	674	200	96	79	67
	K2.1.C.UT	**Ghisa grigia**	602	180	80	66	56
	K2.2.C.UT		825	245	64	52	45
	K2.3.C.UT		591	175	96	79	67
	K3.1.C.UT	**Ghisa nodulare**	518	155	96	79	67
	K3.2.C.UT		727	215	96	79	67
	K3.3.C.UT		885	265	96	79	67
	K3.5.C.UT		639	190	96	79	67
	K5.1.C.NS	**Ghisa duttile austemperata**	1013	300	64	52	45
N	N1.2.Z.UT	**Leghe a base di alluminio**	-	60	-	-	-
	N1.2.Z.AG		-	100	-	-	-
	N1.3.C.UT		-	75	-	-	-
	N1.3.C.AG		-	90	-	-	-
	N1.4.C.NS		-	130	-	-	-
	N3.3.U.UT	**Leghe a base di rame**	-	110	181	148	126
	N3.1.U.UT		-	100	72	59	51

CoroTap - Versatilità

CoroTap™ 200

Valori in pollici

				T200-XM								
				Qualità B110/C110			Qualità B145/C145			Qualità B150/C150		
				ULDR			ULDR			ULDR		
			ULDR(xTD)	1.5	2	3	1.5	2	3	1.5	2	3
ISO	Codice MC	Materiale	HB	v_c piedi/min			v_c piedi/min			v_c piedi/min		
P		**Acciaio non legato**										
	P1.1.Z.AN		125	140	115	98	100	82	70	100	82	70
	P1.1.Z.HT		190	134	110	94	88	72	62	88	72	62
	P1.2.Z.AN		190	126	103	88	72	59	51	72	59	51
	P1.2.Z.HT		210	102	84	72	64	52	45	64	52	45
	P1.3.Z.AN		190	126	103	88	72	59	51	72	59	51
	P1.3.Z.HT		300	70	57	49	40	33	28	40	33	28
		Acciaio debolmente legato										
	P2.1.Z.AN		175	126	103	88	72	59	51	72	59	51
	P2.2.Z.AN		240	102	84	72	64	52	45	64	52	45
	P2.3.Z.AN		260	70	57	49	40	33	28	40	33	28
	P2.5.Z.HT.1		285	70	57	49	40	33	28	40	33	28
		Acciaio fortemente legato										
	P3.0.Z.AN		200	102	84	72	64	52	45	64	52	45
	P3.0.Z.HT.1		380	32	26	22	20	16	14	20	16	14
	P3.1.Z.AN		250	102	84	72	64	52	45	64	52	45
		Getti di acciaio										
	P1.5.C.UT		150	126	103	88	72	59	51	72	59	51
	P2.6.C.UT		200	102	84	72	64	52	45	64	52	45
		Acciaio inossidabile ferritico/martensitico										
	P5.0.Z.HT.1		330	104	85	73	64	52	45	64	52	45
	P5.0.Z.PH		330	40	33	28	16	13	11	-	-	-
M		**Acciaio inossidabile austenitico**										
	M1.0.Z.AQ		200	32	26	22	24	20	17	-	-	-
	M1.0.C.UT		230	32	26	22	24	20	17	-	-	-
		Acciaio inossidabile superaustenitico										
	M2.0.Z.AQ		200	32	26	22	24	20	17	-	-	-
	M2.0.C.AQ		260	32	26	22	24	20	17	-	-	-
		Acciaio inox Duplex (austenitico/ferritico)										
	M3.1.Z.AQ		200	20	16	14	16	13	11	-	-	-
	M3.2.Z.AQ		200	20	16	14	16	13	11	-	-	-
	M3.1.C.AQ		230	20	16	14	16	13	11	-	-	-
K		**Ghisa malleabile**										
	K1.1.C.NS		200	80	66	56	60	49	42	60	49	42
		Ghisa grigia										
	K2.1.C.UT		180	74	61	52	60	49	42	60	49	42
	K2.2.C.UT		245	52	43	36	32	26	22	32	26	22
	K2.3.C.UT		175	80	66	56	60	49	42	60	49	42
		Ghisa nodulare										
	K3.1.C.UT		155	80	66	56	60	49	42	60	49	42
	K3.2.C.UT		215	80	66	56	60	49	42	60	49	42
	K3.3.C.UT		265	80	66	56	60	49	42	60	49	42
	K3.5.C.UT		190	80	66	56	60	49	42	60	49	42
	K5.1.C.NS	**Ghisa duttile austemperata**	300	52	43	36	32	26	22	32	26	22
N		**Leghe a base di alluminio**										
	N1.2.Z.UT		60	161	131	112	-	-	-	140	115	98
	N1.2.Z.AG		100	161	131	112	-	-	-	140	115	98
	N1.3.C.UT		75	161	131	112	-	-	-	140	115	98
	N1.3.C.AG		90	100	82	70	-	-	-	80	66	56
	N1.4.C.NS		130	70	57	49	-	-	-	60	49	42
		Leghe a base di rame										
	N3.3.U.UT		110	150	123	105	-	-	-	120	98	84
	N3.1.U.UT		100	60	49	42	-	-	-	48	39	34
S		**Superleghe a base di ferro**										
	S1.0.U.AN		200	30	25	21	-	-	-	20	16	14
		Leghe a base di nichel										
	S2.0.Z.UT		275	30	25	21	-	-	-	20	16	14
	S2.0.Z.AN		250	30	25	21	-	-	-	20	16	14
	S2.1.Z.AN		125	74	61	52	-	-	-	48	39	34
		Leghe a base di titanio										
	S4.1.Z.UT		200	70	57	49	-	-	-	60	49	42

CoroTap - Versatilità

CoroTap™ 300

Valori in millimetri

					E003 E013 E023 E033			E195 E245			E615			E207 E258	E212 E263	T300-XM100AL T300-XM100AM
					ULDR(xTD) 1.5	2	3	1.5	2	3	1.5	2	3	1.5	1.5	1.5
ISO	**Codice MC**	**Materiale**	**N/mm²**	**HB**	v_c m/min			v_c m/min			v_c m/min			v_c m/min	v_c m/min	v_c m/min
P	P1.1.Z.AN	**Acciaio non legato**	428	125	31	25	21	27	22	19	-	-	-	-	-	-
	P1.1.Z.HT		639	190	27	22	19	24	20	17	46	38	33	24	43	5
	P1.2.Z.AN		639	190	22	18	15	20	16	14	37	30	26	20	34	7
	P1.2.Z.HT		708	210	20	16	14	15	12	10	34	28	24	15	29	7
	P1.3.Z.AN		639	190	22	18	15	20	16	14	37	30	26	20	34	7
	P1.3.Z.HT		1013	300	12	10	9	9	7	6	18	15	13	9	12	5
	P2.1.Z.AN	**Acciaio debolmente legato**	591	175	22	18	15	20	16	14	37	30	26	20	34	7
	P2.2.Z.AN		811	240	20	16	14	15	12	10	34	28	24	15	29	7
	P2.3.Z.AN		867	260	12	10	9	9	7	6	18	15	13	9	12	5
	P2.5.Z.HT.1		961	285	12	10	9	9	7	6	18	15	13	9	12	5
	P3.0.Z.AN	**Acciaio fortemente legato**	674	200	20	16	14	15	12	10	34	28	24	15	29	7
	P3.0.Z.HT.1		1282	380	-	-	-	-	-	-	12	10	9	-	-	4
	P3.1.Z.AN		839	250	20	16	14	15	12	10	34	28	24	15	29	7
	P1.5.C.UT	**Getti di acciaio**	503	150	22	18	15	20	16	14	37	30	26	20	34	7
	P2.6.C.UT		674	200	20	16	14	15	12	10	34	28	24	15	29	7
	P5.0.Z.HT.1	**Acciaio inossidabile ferritico/martensitico**	1114	330	20	16	14	15	12	10	34	28	24	15	29	7
	P5.0.Z.PH		1114	330	5	4	3	-	-	-	6	5	4	-	-	-
M	M1.0.Z.AQ	**Acciaio inossidabile austenitico**	674	200	7	6	5	-	-	-	7	6	5	-	-	3
	M1.0.C.UT		674	200	7	6	5	-	-	-	7	6	5	-	-	3
	M2.0.Z.AQ	**Acciaio inossidabile superaustenitico**	674	200	7	6	5	-	-	-	7	6	5	-	-	3
	M2.0.C.AQ		674	200	7	6	5	-	-	-	7	6	5	-	-	-
	M3.1.Z.AQ	**Acciaio inox Duplex (austenitico/ferritico)**	778	230	5	4	3	-	-	-	6	5	4	-	-	2
	M3.1.C.AQ		778	230	5	4	3	-	-	-	6	5	4	-	-	2
	M3.2.Z.AQ		867	260	5	4	3	-	-	-	6	5	4	-	-	2
K	K1.1.C.NS	**Ghisa malleabile**	674	200	-	-	-	-	-	-	29	24	21	-	-	-
	K2.1.C.UT	**Ghisa grigia**	602	180	-	-	-	-	-	-	24	20	17	-	-	11
	K2.2.C.UT		825	245	-	-	-	-	-	-	20	16	14	-	-	5
	K2.3.C.UT		591	175	-	-	-	-	-	-	29	24	21	-	-	-
	K3.1.C.UT	**Ghisa nodulare**	518	155	-	-	-	-	-	-	29	24	21	-	-	-
	K3.2.C.UT		727	215	-	-	-	-	-	-	29	24	21	-	-	-
	K3.3.C.UT		885	265	-	-	-	-	-	-	29	24	21	-	-	-
	K3.5.C.UT		639	190	-	-	-	-	-	-	29	24	21	-	-	-
	K5.1.C.NS	**Ghisa duttile austemperata**	1013	300	-	-	-	-	-	-	20	16	14	-	-	-
N	N1.2.Z.UT	**Leghe a base di alluminio**	-	60	-	-	-	43	35	30	-	-	-	37	43	-
	N1.2.Z.AG		-	100	-	-	-	43	35	30	-	-	-	37	43	-
	N1.3.C.UT		-	75	-	-	-	43	35	30	-	-	-	37	43	-
	N1.3.C.AG		-	90	-	-	-	24	20	17	-	-	-	18	24	20
	N1.4.C.NS		-	130	-	-	-	18	15	13	-	-	-	-	-	15
	N3.3.U.UT	**Leghe a base di rame**	-	110	-	-	-	-	-	-	55	45	38	-	-	60
	N3.1.U.UT		-	100	-	-	-	-	-	-	22	18	15	-	-	-

CoroTap - Versatilità

CoroTap™ 300

Valori in millimetri

				T300-XM Qualità B110/C110			T300-XM Qualità B145*/C145			T300-XM Qualità B150/C150		
				ULDR			ULDR			ULDR		
			ULDR(xTD)	1.5	2	3	1.5	2	3	1.5	2	3
ISO	Codice MC	Materiale	HB	v_c m/min			v_c m/min			v_c m/min		
P		**Acciaio non legato**										
	P1.1.Z.AN		125	43	35	30	31	25	21	31	25	21
	P1.1.Z.HT		190	41	34	29	27	22	19	27	22	19
	P1.2.Z.AN		190	39	32	27	22	18	15	22	18	15
	P1.2.Z.HT		210	31	26	22	20	16	14	20	16	14
	P1.3.Z.AN		190	39	32	27	22	18	15	22	18	15
	P1.3.Z.HT		300	21	17	15	12	10	9	12	10	9
		Acciaio debolmente legato										
	P2.1.Z.AN		175	39	32	27	22	18	15	22	18	15
	P2.2.Z.AN		240	31	26	22	20	16	14	20	16	14
	P2.3.Z.AN		260	21	17	15	12	10	9	12	10	9
	P2.5.Z.HT.1		285	21	17	15	12	10	9	12	10	9
		Acciaio fortemente legato										
	P3.0.Z.AN		200	31	26	22	20	16	14	20	16	14
	P3.0.Z.HT.1		380				6	5	4			
	P3.1.Z.AN		250	31	26	22	20	16	14	20	16	14
		Getti di acciaio										
	P1.5.C.UT		150	39	32	27	22	18	15	22	18	15
	P2.6.C.UT		200	31	26	22	20	16	14	20	16	14
		Acciaio inossidabile ferritico/martensitico										
	P5.0.Z.HT.1		330	32	26	22	20	16	14	20	16	14
	P5.0.Z.PH		330	12	10	9	5	4	3	-	-	-
M		**Acciaio inossidabile austenitico**										
	M1.0.Z.AQ		200	10	8	7	7	6	5	-	-	-
	M1.0.C.UT		230	10	8	7	7	6	5	-	-	-
		Acciaio inossidabile superaustenitico										
	M2.0.Z.AQ		200	10	8	7	7	6	5	-	-	-
	M2.0.C.AQ		260	10	8	7	7	6	5	-	-	-
		Acciaio inox Duplex (austenitico/ferritico)										
	M3.1.Z.AQ		200	6	5	4	5	4	3	-	-	-
	M3.2.Z.AQ		200	6	5	4	5	4	3	-	-	-
	M3.1.C.AQ		230	6	5	4	5	4	3	-	-	-
K		**Ghisa malleabile**										
	K1.1.C.NS		200	24	20	17	18	15	13	-	-	-
		Ghisa grigia										
	K2.1.C.UT		180	23	19	16	18	15	13	-	-	-
	K2.2.C.UT		245	16	13	11	10	8	7	-	-	-
	K2.3.C.UT		175	24	20	17	18	15	13	-	-	-
		Ghisa nodulare										
	K3.1.C.UT		155	24	20	17	18	15	13	-	-	-
	K3.2.C.UT		215	24	20	17	18	15	13	-	-	-
	K3.3.C.UT		265	24	20	17	18	15	13	-	-	-
	K3.5.C.UT		190	24	20	17	18	15	13	-	-	-
	K5.1.C.NS	**Ghisa duttile austemperata**	300	16	13	11	10	8	7	-	-	-
N		**Leghe a base di alluminio**										
	N1.2.Z.UT		60	49	40	34	-	-	-	43	35	30
	N1.2.Z.AG		100	49	40	34	-	-	-	43	35	30
	N1.3.C.UT		75	49	40	34	-	-	-	43	35	30
	N1.3.C.AG		90	31	25	21	-	-	-	24	20	17
	N1.4.C.NS		130	21	18	15	-	-	-	18	15	13
		Leghe a base di rame										
	N3.3.U.UT		110	-	-	-	-	-	-	-	-	-
	N3.1.U.UT		100	-	-	-	-	-	-	-	-	-
S		**Superleghe a base di ferro**										
	S1.0.U.AN		200	9	8	6	-	-	-	6	5	4
		Leghe a base di nichel										
	S2.0.Z.UT		275	9	8	6	-	-	-	6	5	4
	S2.0.Z.AN		250	9	8	6	-	-	-	6	5	4
	S2.1.Z.AN		125	23	19	16	-	-	-	15	12	10
		Leghe a base di titanio										
	S4.1.Z.UT		200	21	18	15	-	-	-	18	15	13

* Nota! Per le velocità di taglio consigliate per T300-XM100AL e T300-XM100AM, vedere pagina C166

CoroTap - Versatilità

CoroTap™ 300

Valori in pollici

					E003 E013 E023 E033			E195 E245			E615			E207 E258	E212 E263	T300-XM100AL T300-XM100AM
				ULDR(xTD)	1.5	2	3	1.5	2	3	1.5	2	3	1.5	1.5	1.5
ISO	Codice MC	Materiale	N/mm²	HB	v_c piedi/min			v_c piedi/min			v_c piedi/min			v_c piedi/min	v_c piedi/min	v_c piedi/min
P	P1.1.Z.AN	**Acciaio non legato**	428	125	100	82	70	88	72	62	-	-	-	-	-	-
	P1.1.Z.HT		639	190	88	72	62	80	66	56	152	125	107	80	140	16
	P1.2.Z.AN		639	190	72	59	51	64	52	45	120	98	84	64	112	24
	P1.2.Z.HT		708	210	64	52	45	48	39	34	112	92	79	48	96	24
	P1.3.Z.AN		639	190	72	59	51	64	52	45	120	98	84	64	112	24
	P1.3.Z.HT		1013	300	40	33	28	28	23	20	60	49	42	28	40	16
	P2.1.Z.AN	**Acciaio debolmente legato**	591	175	72	59	51	64	52	45	120	98	84	20	34	7
	P2.2.Z.AN		811	240	64	52	45	48	39	34	112	92	79	15	29	7
	P2.3.Z.AN		867	260	40	33	28	28	23	20	60	49	42	9	12	5
	P2.5.Z.HT.1		961	285	40	33	28	28	23	20	60	49	42	9	12	5
	P3.0.Z.AN	**Acciaio fortemente legato**	674	200	64	52	45	48	39	34	112	92	79	15	29	7
	P3.0.Z.HT.1		1282	380	-	-	-	-	-	-	40	33	28	-	-	4
	P3.1.Z.AN		839	250	64	52	45	48	39	34	112	92	79	15	29	7
	P1.5.C.UT	**Getti di acciaio**	503	150	72	59	51	64	52	45	120	98	84	20	34	7
	P2.6.C.UT		674	200	64	52	45	48	39	34	112	92	79	15	29	7
	P5.0.Z.HT.1	**Acciaio inossidabile ferritico/martensitico**	1114	330	64	52	45	48	39	34	112	92	79	15	29	7
	P5.0.Z.PH		1114	330	16	13	11	-	-	-	20	16	14	-	-	-
M	M1.0.Z.AQ	**Acciaio inossidabile austenitico**	674	200	24	20	17	-	-	-	24	20	17	-	-	10
	M1.0.C.UT		674	200	24	20	17	-	-	-	24	20	17	-	-	10
	M2.0.Z.AQ	**Acciaio inossidabile superaustenitico**	674	200	24	20	17	-	-	-	24	20	17	-	-	10
	M2.0.C.AQ		674	200	24	20	17	-	-	-	24	20	17	-	-	-
	M3.1.Z.AQ	**Acciaio inox Duplex (austenitico/ferritico)**	778	230	16	13	11	-	-	-	20	16	14	-	-	6
	M3.1.C.AQ		778	230	16	13	11	-	-	-	20	16	14	-	-	6
	M3.2.Z.AQ		867	260	16	13	11	-	-	-	20	16	14	-	-	6
K	K1.1.C.NS	**Ghisa malleabile**	674	200	-	-	-	-	-	-	96	79	67	-	-	-
	K2.1.C.UT	**Ghisa grigia**	602	180	-	-	-	-	-	-	80	66	56	-	-	11
	K2.2.C.UT		825	245	-	-	-	-	-	-	64	52	45	-	-	5
	K2.3.C.UT		591	175	-	-	-	-	-	-	96	79	67	-	-	-
	K3.1.C.UT	**Ghisa nodulare**	518	155	-	-	-	-	-	-	96	79	67	-	-	-
	K3.2.C.UT		727	215	-	-	-	-	-	-	96	79	67	-	-	-
	K3.3.C.UT		885	265	-	-	-	-	-	-	96	79	67	-	-	-
	K3.5.C.UT		639	190	-	-	-	-	-	-	96	79	67	-	-	-
	K5.1.C.NS	**Ghisa duttile austemperata**	1013	300	-	-	-	-	-	-	64	52	45	-	-	-
N	N1.2.Z.UT	**Leghe a base di alluminio**	-	60	-	-	-	140	115	98	-	-	-	37	43	-
	N1.2.Z.AG		-	100	-	-	-	140	115	98	-	-	-	37	43	-
	N1.3.C.UT		-	75	-	-	-	140	115	98	-	-	-	37	43	-
	N1.3.C.AG		-	90	-	-	-	80	66	56	-	-	-	18	24	20
	N1.4.C.NS		-	130	-	-	-	60	49	42	-	-	-	-	-	15
	N3.3.U.UT	**Leghe a base di rame**	-	110	-	-	-	-	-	-	181	148	126	-	-	18
	N3.1.U.UT		-	100	-	-	-	-	-	-	72	59	51	-	-	-

CoroTap - Versatilità

CoroTap™ 300

Valori in pollici

				T300-XM								
				Qualità B110/C110			Qualità B145*/C145			Qualità B150/C150		
				ULDR			ULDR			ULDR		
			ULDR(xTD)	1.5	2	3	1.5	2	3	1.5	2	3
ISO	Codice MC	Materiale	HB	v_c piedi/min			v_c piedi/min			v_c piedi/min		
P		**Acciaio non legato**										
	P1.1.Z.AN		125	140	115	98	100	82	70	100	82	70
	P1.1.Z.HT		190	134	110	94	88	72	62	88	72	62
	P1.2.Z.AN		190	126	103	88	72	59	51	72	59	51
	P1.2.Z.HT		210	102	84	72	64	52	45	64	52	45
	P1.3.Z.AN		190	126	103	88	72	59	51	72	59	51
	P1.3.Z.HT		300	70	57	49	40	33	28	40	33	28
		Acciaio debolmente legato										
	P2.1.Z.AN		175	126	103	88	72	59	51	72	59	51
	P2.2.Z.AN		240	102	84	72	64	52	45	64	52	45
	P2.3.Z.AN		260	70	57	49	40	33	28	40	33	28
	P2.5.Z.HT.1		285	70	57	49	40	33	28	40	33	28
		Acciaio fortemente legato										
	P3.0.Z.AN		200	102	84	72	64	52	45	64	52	45
	P3.0.Z.HT.1		380				20	16	14			
	P3.1.Z.AN		250	102	84	72	64	52	45	64	52	45
		Getti di acciaio										
	P1.5.C.UT		150	126	103	88	72	59	51	72	59	51
	P2.6.C.UT		200	102	84	72	64	52	45	64	52	45
		Acciaio inossidabile ferritico/martensitico										
	P5.0.Z.HT.1		330	104	85	73	64	52	45	64	52	45
	P5.0.Z.PH		330	40	33	28	16	13	11	-	-	-
M		**Acciaio inossidabile austenitico**										
	M1.0.Z.AQ		200	32	26	22	24	20	17	-	-	-
	M1.0.C.UT		230	32	26	22	24	20	17	-	-	-
		Acciaio inossidabile superaustenitico										
	M2.0.Z.AQ		200	32	26	22	24	20	17	-	-	-
	M2.0.C.AQ		260	32	26	22	24	20	17	-	-	-
		Acciaio inox Duplex (austenitico/ferritico)										
	M3.1.Z.AQ		200	20	16	14	16	13	11	-	-	-
	M3.2.Z.AQ		200	20	16	14	16	13	11	-	-	-
	M3.1.C.AQ		230	20	16	14	16	13	11	-	-	-
K		**Ghisa malleabile**										
	K1.1.C.NS		200	80	66	56	60	49	42	-	-	-
		Ghisa grigia										
	K2.1.C.UT		180	74	61	52	60	49	42	-	-	-
	K2.2.C.UT		245	52	43	36	32	26	22	-	-	-
	K2.3.C.UT		175	80	66	56	60	49	42	-	-	-
		Ghisa nodulare										
	K3.1.C.UT		155	80	66	56	60	49	42	-	-	-
	K3.2.C.UT		215	80	66	56	60	49	42	-	-	-
	K3.3.C.UT		265	80	66	56	60	49	42	-	-	-
	K3.5.C.UT		190	80	66	56	60	49	42	-	-	-
	K5.1.C.NS	**Ghisa duttile austemperata**	300	52	43	36	32	26	22	-	-	-
N		**Leghe a base di alluminio**										
	N1.2.Z.UT		60	161	131	112	-	-	-	140	115	98
	N1.2.Z.AG		100	161	131	112	-	-	-	140	115	98
	N1.3.C.UT		75	161	131	112	-	-	-	140	115	98
	N1.3.C.AG		90	100	82	70	-	-	-	80	66	56
	N1.4.C.NS		130	70	57	49	-	-	-	60	49	42
		Leghe a base di rame										
	N3.3.U.UT		110	-	-	-	-	-	-	-	-	-
	N3.1.U.UT		100	-	-	-	-	-	-	-	-	-
S		**Superleghe a base di ferro**										
	S1.0.U.AN		200	30	25	21	-	-	-	20	16	14
		Leghe a base di nichel										
	S2.0.Z.UT		275	30	25	21	-	-	-	20	16	14
	S2.0.Z.AN		250	30	25	21	-	-	-	20	16	14
	S2.1.Z.AN		125	74	61	52	-	-	-	48	39	34
		Leghe a base di titanio										
	S4.1.Z.UT		200	70	57	49	-	-	-	60	49	42

* Nota! Per le velocità di taglio consigliate per T300-XM100AL e T300-XM100AM, vedere pagina C168

CoroTap - Versatilità

CoroTap™ 400

Valori in millimetri

					E301			E890 E891 E892 E893 E091 E096 E097 E099			E302 E305 E306 E308 E309 E310 E315 E317 E323			T115 T116		
				ULDR(xTD)	1.5	2	3	1.5	2	3	1.5	2	3	1.5	2	3
ISO	**Codice MC**	**Materiale**	**N/mm²**	**HB**	vc m/min			vc m/min			vc m/min			vc m/min		
P	P1.1.Z.AN	**Acciaio non legato**	428	125	18	15	13	33	27	23	33	27	23	73	60	51
	P1.1.Z.HT		639	190	16	13	11	30	25	21	30	25	21	73	60	51
	P1.2.Z.AN		639	190	14	11	10	27	22	19	27	22	19	73	60	51
	P1.2.Z.HT		708	210	12	10	8	24	20	17	24	20	17	49	40	34
	P1.3.Z.AN		639	190	14	11	10	27	22	19	27	22	19	73	60	51
	P1.3.Z.HT		1013	300	-	-	-	12	10	8	12	10	8	37	30	26
	P2.1.Z.AN	**Acciaio debolmente legato**	591	175	14	11	10	27	22	19	27	22	19	73	60	51
	P2.2.Z.AN		811	240	12	10	8	24	20	17	24	20	17	49	40	34
	P2.3.Z.AN		867	260	-	-	-	12	10	8	12	10	8	37	30	26
	P2.5.Z.HT.1		961	285	-	-	-	12	10	8	12	10	8	37	30	26
	P3.0.Z.AN	**Acciaio fortemente legato**	674	200	12	10	8	24	20	17	24	20	17	49	40	34
	P3.0.Z.HT.1		1282	380	-	-	-	-	-	-	-	-	-	-	-	-
	P3.1.Z.AN		839	250	12	10	8	24	20	17	24	20	17	49	40	34
	P1.5.C.UT	**Getti di acciaio**	503	150	14	11	10	27	22	19	27	22	19	73	60	51
	P2.6.C.UT		674	200	12	10	8	24	20	17	24	20	17	49	40	34
	P5.0.Z.HT.1	**Acciaio inossidabile ferritico/martensitico**	1114	330	12	10	8	24	20	17	24	20	17	49	40	34
	P5.0.Z.PH		1114	330	-	-	-	6	5	4	12	5	4	31	25	21
M	M1.0.Z.AQ	**Acciaio inossidabile austenitico**	674	200	-	-	-	9	7	6	9	7	6	31	25	21
	M1.0.C.UT		674	200	-	-	-	9	7	6	9	7	6	31	25	21
	M2.0.Z.AQ	**Acciaio inossidabile superaustenitico**	961	200	-	-	-	9	7	6	9	7	6	31	25	21
	M2.0.C.AQ		674	200	-	-	-	9	7	6	9	7	6	31	25	21
	M3.1.Z.AQ	**Acciaio inox Duplex (austenitico/ferritico)**	674	230	-	-	-	6	5	4	6	5	4	31	25	21
	M3.1.C.AQ		778	230	-	-	-	6	5	4	6	5	4	31	25	21
	M3.2.Z.AQ		867	260	-	-	-	6	5	4	6	5	4	31	25	21
N	N1.2.Z.UT	**Leghe a base di alluminio**	-	60	46	38	33	67	55	47	67	55	47	98	80	68
	N1.2.Z.AG		-	100	46	38	33	67	55	47	67	55	47	98	80	68
	N1.3.C.UT		-	75	46	38	33	67	55	47	67	55	47	98	80	68
	N1.3.C.AG		-	90	27	22	19	49	40	34	49	40	34	98	80	68
	N1.4.C.NS		-	130	-	-	-	31	25	21	31	25	21	-	-	-
	N3.1.U.UT	**Leghe a base di rame**	-	100	-	-	-	31	25	21	31	25	21	49	40	34

ITA

CoroTap - Versatilità

CoroTap™ 400

Valori in pollici

					E301			E890 E891 E892 E893 E091 E096 E097 E099			E302 E305 E306 E308 E309 E310 E317 E323			T115 T116		
					ULDR(xTD)	1.5	2	3	1.5	2	3	1.5	2	3	1.5	2	3
ISO	**Codice MC**	**Materiale**	**N/mm²**	**HB**		v_c piedi/min			v_c piedi/min			v_c piedi/min			v_c piedi/min		
P	P1.1.Z.AN	**Acciaio non legato**	428	125		60	49	42	110	90	77	110	90	77	241	197	168
	P1.1.Z.HT		639	190		54	44	38	100	82	70	100	82	70	241	197	168
	P1.2.Z.AN		639	190		46	37	32	90	74	63	90	74	63	241	197	168
	P1.2.Z.HT		708	210		40	33	28	80	65	56	80	115	56	161	131	112
	P1.3.Z.AN		639	190		46	37	32	90	74	63	90	74	63	241	197	168
	P1.3.Z.HT		1013	300		-	-	-	40	33	28	40	33	28	120	98	84
	P2.1.Z.AN	**Acciaio debolmente legato**	591	175		46	37	32	90	74	63	90	74	63	241	197	168
	P2.2.Z.AN		811	240		40	33	28	80	65	56	80	115	56	161	131	112
	P2.3.Z.AN		867	260		-	-	-	40	33	28	40	33	28	120	98	84
	P2.5.Z.HT.1		961	285		-	-	-	40	33	28	40	33	28	120	98	84
	P3.0.Z.AN	**Acciaio fortemente legato**	674	200		40	33	28	80	65	56	80	115	56	161	131	112
	P3.0.Z.HT.1		1282	380		-	-	-	-	-	-	-	-	-	-	-	-
	P3.1.Z.AN		839	250		40	33	28	80	65	56	80	115	56	161	131	112
	P1.5.C.UT	**Getti di acciaio**	503	150		46	37	32	90	74	63	90	74	63	241	197	168
	P2.6.C.UT		674	200		40	33	28	80	65	56	80	115	56	161	131	112
	P5.0.Z.HT.1	**Acciaio inossidabile ferritico/ martensitico**	1114	330		40	33	28	80	65	56	80	115	56	161	131	112
	P5.0.Z.PH		1114	330		-	-	-	20	16	14	20	16	14	100	82	70
M	M1.0.Z.AQ	**Acciaio inossidabile austenitico**	674	200		-	-	-	30	24	21	30	24	21	100	82	70
	M1.0.C.UT		674	200		-	-	-	30	24	21	30	24	21	100	82	70
	M2.0.Z.AQ	**Acciaio inossidabile superaustenitico**	961	200		-	-	-	30	24	21	30	24	21	100	82	70
	M2.0.C.AQ		674	200		-	-	-	30	24	21	30	24	21	100	82	70
	M3.1.Z.AQ	**Acciaio inox Duplex (austenitico/ ferritico)**	674	230		-	-	-	20	16	14	20	16	14	100	82	70
	M3.1.C.AQ		778	230		-	-	-	20	16	14	20	16	14	100	82	70
	M3.2.Z.AQ		867	260		-	-	-	20	16	14	20	16	14	100	82	70
N	N1.2.Z.UT	**Leghe a base di alluminio**	-	60		152	125	107	221	180	154	221	180	154	321	262	225
	N1.2.Z.AG		-	100		152	125	107	221	180	154	221	180	154	321	262	225
	N1.3.C.UT		-	75		152	125	107	221	180	154	221	180	154	321	262	225
	N1.3.C.AG		-	90		88	72	62	161	131	112	161	131	112	321	262	225
	N1.4.C.NS		-	130		-	-	-	100	82	70	100	82	70	321	262	225
	N3.1.U.UT	**Leghe a base di rame**	-	100		-	-	-	100	82	70	100	82	70	161	131	112

CoroTap - Ottimizzazione

CoroTap™ 100 KM

Valori in millimetri

					T100-KM		
				ULDR(xTD)	1.5	2	3
ISO	**Codice MC**	**Materiale**	**N/mm²**	**HB**	v_c m/min		
P	P2.1.Z.AN	**Acciaio debolmente legato**	591	175	15	12	10
K	K1.1.C.NS	**Ghisa malleabile**	674	200	73	60	51
	K1.2.C.NS		1076	260	73	60	51
	K2.1.C.UT	**Ghisa grigia**	602	180	73	60	51
	K2.2.C.UT		825	245	61	50	43
	K2.3.C.UT		591	175	73	60	51
	K3.1.C.UT	**Ghisa nodulare**	518	155	73	60	51
	K3.2.C.UT		727	215	73	60	51
	K3.3.C.UT		885	265	61	50	43
	K3.4.C.UT		1114	330	49	40	34
	K3.5.C.UT		639	190	61	50	43
	K4.1.C.UT	**Ghisa a grafite compatta (CGI)**	533	160	55	45	38
	K4.2.C.UT		778	230	55	45	38
	K5.1.C.NS	**Ghisa duttile austemperata**	1013	300	12	10	9
N	N1.3.C.UT	**Leghe a base di alluminio**	-	75	55	45	38

Valori in pollici

					T100-KM		
				ULDR(xTD)	1.5	2	3
ISO	**Codice MC**	**Materiale**	**N/mm²**	**HB**	v_c piedi/min		
P	P2.1.Z.AN	**Acciaio debolmente legato**	591	175	48	39	34
K	K1.1.C.NS	**Ghisa malleabile**	674	200	241	197	168
	K1.2.C.NS		1076	260	241	197	168
	K2.1.C.UT	**Ghisa grigia**	602	180	241	197	168
	K2.2.C.UT		825	245	201	164	140
	K2.3.C.UT		591	175	241	197	168
	K3.1.C.UT	**Ghisa nodulare**	518	155	241	197	168
	K3.2.C.UT		727	215	241	197	168
	K3.3.C.UT		885	265	201	164	140
	K3.4.C.UT		1114	330	161	131	112
	K3.5.C.UT		639	190	201	164	140
	K4.1.C.UT	**Ghisa a grafite compatta (CGI)**	533	160	181	148	126
	K4.2.C.UT		778	230	181	148	126
	K5.1.C.NS	**Ghisa duttile austemperata**	1013	300	40	33	28
N	N1.3.C.UT	**Leghe a base di alluminio**	-	75	181	148	126

CoroTap - Ottimizzazione

CoroTap™ 100

Valori in millimetri

					E416		T101 T120		
					ULDR(xTD)				
					1.5	2	1.5	2	3
ISO	Codice MC	Materiale	N/mm²	HB	v_c m/min		v_c m/min		
K	K1.1.C.NS	**Ghisa malleabile**	674	200	18	15	79	65	55
	K2.1.C.UT	**Ghisa grigia**	602	180	18	15	79	65	55
	K2.2.C.UT		825	245	10	8	63	52	44
	K2.3.C.UT		591	175	18	15	79	65	55
	K3.1.C.UT	**Ghisa nodulare**	518	155	18	15	79	65	55
	K3.2.C.UT		727	215	18	15	79	65	55
	K3.3.C.UT		885	265	18	15	63	52	44
	K3.5.C.UT		639	190	18	15	63	52	44
	K5.1.C.NS	**Ghisa duttile austemperata**	1013	300	10	8	16	13	11

					T100-NM					
					ULDR(xTD)					
					1.5	2	3	1.5	2	3
ISO	Codice MC	Materiale	N/mm²	HB	v_c m/min			v_c m/min		
N	N1.2.Z.UT	**Leghe a base di alluminio**	-	60	43	35	30	43	35	30
	N1.2.Z.AG		-	100	43	35	30	43	35	30
	N1.3.C.UT		-	75	43	35	30	43	35	30
	N1.3.C.AG		-	90	24	20	17	24	20	17
	N1.4.C.NS		-	130	18	15	13	18	15	13

Valori in pollici

					E416		T101 T120		
					ULDR(xTD)				
					1.5	2	1.5	2	3
ISO	Codice MC	Materiale	N/mm²	HB	v_c piedi/min		v_c piedi/min		
K	K1.1.C.NS	**Ghisa malleabile**	674	200	60	49	260	215	180
	K2.1.C.UT	**Ghisa grigia**	602	180	60	49	260	215	180
	K2.2.C.UT		825	245	32	26	205	170	145
	K2.3.C.UT		591	175	60	49	260	215	180
	K3.1.C.UT	**Ghisa nodulare**	518	155	60	49	260	215	180
	K3.2.C.UT		727	215	60	49	260	215	180
	K3.3.C.UT		885	265	60	49	205	170	145
	K3.5.C.UT		639	190	60	49	205	170	145
	K5.1.C.NS	**Ghisa duttile austemperata**	1013	300	32	26	52	43	36

					T100-NM					
					ULDR(xTD)					
					1.5	2	3	1.5	2	3
ISO	Codice MC	Materiale	N/mm²	HB	v_c piedi/min			v_c piedi/min		
N	N1.2.Z.UT	**Leghe a base di alluminio**	-	60	140	115	98	140	115	98
	N1.2.Z.AG		-	100	140	115	98	140	115	98
	N1.3.C.UT		-	75	140	115	98	140	115	98
	N1.3.C.AG		-	90	80	66	56	80	66	56
	N1.4.C.NS		-	130	60	49	42	60	49	42

CoroTap - Ottimizzazione

CoroTap™ 200

Valori in millimetri

					E324 E326 E854 E855 E874 E875			EP03P EP03PA EP13P EP13PA EP23PA EP33PA			EP09P EP29PA EP39PA		
					ULDR(xTD)								
					1.5	2	3	1.5	2	3	1.5	2	3
ISO	**Codice MC**	**Materiale**	**N/mm²**	**HB**	*v*c m/min			*v*c m/min			*v*c m/min		
P	P1.1.Z.HT	**Acciaio non legato**	639	190	-	-	-	55	45	38	55	45	38
	P1.2.Z.AN		639	190	-	-	-	55	45	38	55	45	38
	P1.2.Z.HT		708	210	-	-	-	43	35	30	55	45	38
	P1.3.Z.AN		639	190	-	-	-	55	45	38	55	45	38
	P1.3.Z.HT		1013	300	21	17	15	31	25	21	43	35	30
	P1.5.C.UT		503	150	-	-	-	55	45	38	55	45	38
	P2.1.Z.AN	**Acciaio debolmente legato**	591	175	-	-	-	55	45	38	55	45	38
	P2.2.Z.AN		811	240	-	-	-	43	35	30	55	45	38
	P2.3.Z.AN		867	260	21	17	15	31	25	21	43	35	30
	P2.5.Z.HT.1		961	285	21	17	15	31	25	21	43	35	30
	P2.6.C.UT		674	200	-	-	-	43	35	30	55	45	38
	P3.0.Z.AN	**Acciaio fortemente legato**	674	200	-	-	-	43	35	30	55	45	38
	P3.0.Z.HT.1		1282	380	13	11	9	-	-	-	-	-	-
	P3.1.Z.AN		839	250	-	-	-	43	35	30	55	45	38
	P5.0.Z.HT.1	**Acciaio inossidabile ferritico/martensitico**	1114	330	-	-	-	43	35	30	55	45	38

					E344 E345 E364			E454 E455 E852 E872 E873		
					ULDR(xTD)					
					1.5	2	3	1.5	2	3
ISO	**Codice MC**	**Materiale**	**N/mm²**	**HB**	*v*c m/min			*v*c m/min		
P	P1.3.Z.HT	**Acciaio non legato**	1013	300	12	10	9	21	17	15
	P2.3.Z.AN	**Acciaio debolmente legato**	867	260	12	10	9	21	17	15
	P2.5.Z.HT.1		1114	285	12	10	9	21	17	15
	P3.0.Z.HT.1	**Acciaio fortemente legato**	1282	380	6	5	4	13	11	9
	P5.0.Z.PH	**Acciaio inossidabile ferritico/martensitico**	1112	330	6	5	4	7	6	5
M	M1.0.C.UT	**Acciaio inossidabile austenitico**	674	200	9	7	6	12	10	9
	M1.0.Z.AQ		674	200	9	7	6	12	10	9
	M1.0.Z.PH		1013	300	6	5	4	7	6	5
	M2.0.C.AQ	**Acciaio inossidabile superaustenitico**	674	200	9	7	6	12	10	9
	M2.0.Z.AQ		674	200	9	7	6	12	10	9
	M3.1.Z.AQ	**Acciaio inossidabile duplex**	778	230	6	5	4	7	6	5
	M3.2.Z.AQ		867	260	6	5	4	7	6	5
	M3.1.C.AQ		778	230	6	5	4	7	6	5
	M3.2.C.AQ		867	260	6	5	4	7	6	5

					T200-NM B150			T200-NM B125			T200-NM D150		
					ULDR(xTD)								
					1.5	2	3	1.5	2	3	1.5	2	3
ISO	**Codice MC**	**Materiale**	**N/mm²**	**HB**	*v*c m/min			*v*c m/min			*v*c m/min		
N	N1.2.Z.UT	**Leghe a base di alluminio**	-	60	43	35	30	55	45	38	43	35	30
	N1.2.Z.AG		-	100	43	35	30	55	45	38	43	35	30
	N1.3.C.UT		-	75	43	35	30	55	45	38	43	35	30
	N1.3.C.AG		-	90	24	20	17	37	30	26	24	20	17
	N1.4.C.NS		-	130	18	15	13	24	20	17	18	15	13
	N3.3.U.UT	**Leghe a base di rame**	-	110	37	30	26	55	45	38	37	30	26
	N3.1.U.UT		-	100	15	12	10	22	18	15	15	12	10

ITA

CoroTap - Ottimizzazione

CoroTap™ 200

Valori in pollici

					E324 E326 E854 E855 E874 E875			EP03P EP03PA EP13P EP13PA EP23PA EP33PA			EP09P EP29PA EP39PA		
				ULDR(xTD)	1.5	2	3	1.5	2	3	1.5	2	3
ISO	**Codice MC**	**Materiale**	**N/mm²**	**HB**	v_c piedi/min			v_c piedi/min			v_c piedi/min		
P	P1.1.Z.HT	**Acciaio non legato**	639	190	-	-	-	181	148	126	181	148	126
	P1.2.Z.AN		639	190	-	-	-	181	148	126	181	148	126
	P1.2.Z.HT		708	210	-	-	-	140	115	98	181	148	126
	P1.3.Z.AN		639	190	-	-	-	181	148	126	181	148	126
	P1.3.Z.HT		1013	300	68	56	48	100	82	70	140	115	98
	P1.5.C.UT		503	150	-	-	-	181	148	126	181	148	126
	P2.1.Z.AN	**Acciaio debolmente legato**	591	175	-	-	-	181	148	126	181	148	126
	P2.2.Z.AN		811	240	-	-	-	140	115	98	181	148	126
	P2.3.Z.AN		867	260	68	56	48	100	82	70	140	115	98
	P2.5.Z.HT.1		961	285	68	56	48	100	82	70	140	115	98
	P2.6.C.UT		674	200	-	-	-	140	115	98	181	148	126
	P3.0.Z.AN	**Acciaio fortemente legato**	674	200	-	-	-	140	115	98	181	148	126
	P3.0.Z.HT.1		1282	380	44	36	31	-	-	-	-	-	-
	P3.1.Z.AN		839	250	-	-	-	140	115	98	181	148	126
	P5.0.Z.HT.1	**Acciaio inossidabile ferritico/martensitico**	1114	330	-	-	-	140	115	98	181	148	126

					E344 E345 E364			E454 E455 E852 E872 E873		
				ULDR(xTD)	1.5	2	3	1.5	2	3
ISO	**Codice MC**	**Materiale**	**N/mm²**	**HB**	v_c piedi/min			v_c piedi/min		
P	P1.3.Z.HT	**Acciaio non legato**	1013	300	40	33	28	68	56	48
	P2.3.Z.AN	**Acciaio debolmente legato**	867	260	40	33	28	68	56	48
	P2.5.Z.HT.1		1114	285	40	33	28	68	56	48
	P3.0.Z.HT.1	**Acciaio fortemente legato**	1282	380	20	16	14	44	36	31
	P5.0.Z.PH	**Acciaio inossidabile ferritico/martensitico**	1112	330	20	16	14	24	20	17
M	M1.0.C.UT	**Acciaio inossidabile austenitico**	674	200	28	23	20	40	33	28
	M1.0.Z.AQ		674	200	28	23	20	40	33	28
	M1.0.Z.PH		1013	300	20	16	14	24	20	17
	M2.0.Z.AQ	**Acciaio inossidabile superaustenitico**	778	200	28	23	20	40	33	28
	M2.0.C.AQ		867	200	28	23	20	40	33	28
	M3.1.Z.AQ	**Acciaio inossidabile duplex**	674	200	20	16	14	24	20	17
	M3.2.Z.AQ		674	200	20	16	14	24	20	17
	M3.1.C.AQ		778	230	20	16	14	24	20	17
	M3.2.C.AQ		867	260	20	16	14	24	20	17

					T200-NM B150			T200-NM B125			T200-NM D150		
				ULDR(xTD)	1.5	2	3	1.5	2	3	1.5	2	3
ISO	**Codice MC**	**Materiale**	**N/mm²**	HB	v_c piedi/min			v_c piedi/min			v_c piedi/min		
N	N1.2.Z.UT	**Leghe a base di alluminio**	-	60	140	115	98	181	148	126	140	115	98
	N1.2.Z.AG		-	100	140	115	98	181	148	126	140	115	98
	N1.3.C.UT		-	75	140	115	98	181	148	126	140	115	98
	N1.3.C.AG		-	90	80	66	56	120	98	84	80	66	56
	N1.4.C.NS		-	130	60	49	42	80	66	56	60	49	42
	N3.3.U.UT	**Leghe a base di rame**	-	110	120	98	84	181	148	126	120	98	84
	N3.1.U.UT		-	100	48	39	34	72	59	51	48	39	34

CoroTap - Ottimizzazione

CoroTap™ 200

Valori in millimetri

				T200-SD	
			ULDR	1.5	2
ISO	**MC-Code**	**Materiale**	**HB**	v_c m/min	
S	S1.0.U.AN	Superleghe resistenti al calore	200	7	6
	S1.0.U.AG		280	5	4
	S2.0.Z.AN	Leghe a base di Nichel	250	7	6
	S2.0.Z.AG		350	2	2
	S2.0.Z.UT		275	5	4
	S2.0.C.NS		320	5	4
	S3.0.Z.AN	Leghe a base di cobalto	200	5	4
	S3.0.Z.AG		300	2	2
	S3.0.C.NS		320	5	4

Valori in pollici

				T200-SD	
			ULDR	1.5	2
ISO	**MC-Code**	**Materiale**	**HB**	v_c piedi/min	
S	S1.0.U.AN	Superleghe resistenti al calore	200	23	20
	S1.0.U.AG		280	17	14
	S2.0.Z.AN	Leghe a base di Nichel	250	23	20
	S2.0.Z.AG		350	7	7
	S2.0.Z.UT		275	17	14
	S2.0.C.NS		320	17	14
	S3.0.Z.AN	Leghe a base di cobalto	200	17	14
	S3.0.Z.AG		300	7	7
	S3.0.C.NS		320	17	14

CoroTap - Ottimizzati per materiali specifici

Valori in millimetri

				T200-SM	
			ULDR	1.5	2
ISO	**MC-Code**	**Materiale**	**HB**	v_c m/min	
S	S4.1.Z.UT	Leghe di titanio	200	7	6
	S4.2.Z.AN		320	7	6
	S4.3.Z.AN		330	5	4
	S4.3.Z.AG		375	5	4
	S4.4.Z.AN		330	5	4
	S4.4.Z.AG		410	5	4

Versione in pollici

				T200-SM	
			ULDR	1.5	2
ISO	**MC-Code**	**Materiale**	**HB**	piedi m/min	
S	S4.1.Z.UT	Leghe di titanio	200	23	20
	S4.2.Z.AN		320	23	20
	S4.3.Z.AN		330	17	14
	S4.3.Z.AG		375	17	14
	S4.4.Z.AN		330	17	14
	S4.4.Z.AG		410	17	14

CoroTap - Ottimizzazione

CoroTap™ 300

Valori in millimetri

					E314 E316 E864 E865 E884 E885			EX03P EX03PA EX13P EX13PA EX23PA EX33PA			EX09P EX29PA EX39PA		
				ULDR(xTD)	1.5	2	3	1.5	2	3	1.5	2	3
ISO	**Codice MC**	**Materiale**	**N/mm²**	**HB**	*vc* m/min			*vc* m/min			*vc* m/min		
P	P1.1.Z.HT	**Acciaio non legato**	639	190	-	-	-	49	40	34	55	45	38
	P1.2.Z.AN		639	190	-	-	-	49	40	34	55	45	38
	P1.2.Z.HT		708	210	-	-	-	37	30	26	49	40	34
	P1.3.Z.AN		639	190	-	-	-	49	40	34	55	45	38
	P1.3.Z.HT		1013	300	21	17	15	24	20	17	37	30	26
	P1.5.C.UT		503	150	-	-	-	49	40	34	55	45	38
	P2.1.Z.AN	**Acciaio debolmente legato**	591	175	-	-	-	49	40	34	55	45	38
	P2.2.Z.AN		811	240	-	-	-	37	30	26	49	40	34
	P2.3.Z.AN		867	260	21	17	15	24	20	17	37	30	26
	P2.5.Z.HT.1		961	285	21	17	15	24	20	17	37	30	26
	P2.6.C.UT		674	200	-	-	-	37	30	26	49	40	34
	P3.0.Z.AN	**Acciaio fortemente legato**	674	200	-	-	-	37	30	26	49	40	34
	P3.0.Z.HT.1		1282	380	13	11	9	-	-	-	-	-	-
	P3.1.Z.AN		839	250	-	-	-	37	30	26	49	40	34
	P5.0.Z.HT.1	**Acciaio inossidabile ferritico/martensitico**	1114	330	-	-	-	37	30	26	49	40	34

					E047			E404 E862 E882 E883 E048			E346 E347 E362 E363 E095		E069 E079			E736 E738
				ULDR(xTD)	1.5	2	3	1.5	2	3	1.5	2	1.5	2	3	1.5
ISO	**Codice MC**	**Materiale**	**N/mm²**	**HB**	*vc* m/min			*vc* m/min			*vc* m/min		*vc* m/min			*vc* m/min
P	P1.3.Z.HT	**Acciaio non legato**	1013	300	12	10	9	16	13	11	12	10	12	10	9	-
	P2.3.Z.AN	**Acciaio debolmente legato**	867	260	12	10	9	16	13	11	12	10	12	10	9	-
	P2.5.Z.HT.1		1114	285	12	10	9	16	13	11	12	10	12	10	9	-
	P3.0.Z.HT.1	**Acciaio fortemente legato**	1282	380	6	5	4	13	11	9	6	5	6	5	4	-
	P5.0.Z.PH	**Acciaio inossidabile ferritico/martensitico**	1114	330	6	5	4	7	6	5	6	5	5	4	3	4
M	M1.0.C.UT	**Acciaio inossidabile austenitico**	674	200	9	7	6	12	10	9	9	7	7	6	5	4
	M1.0.Z.AQ		674	200	9	7	6	12	10	9	9	7	7	6	5	4
	M1.0.Z.PH		1013	300	6	5	4	7	6	5	6	5	-	-	-	-
	M2.0.C.AQ	**Acciaio inossidabile superaustenitico**	674	200	9	7	6	12	10	9	9	7	7	6	5	4
	M2.0.Z.AQ		674	200	9	7	6	12	10	9	9	7	7	6	5	4
	M3.1.Z.AQ	**Acciaio inossidabile duplex**	778	230	6	5	4	7	6	5	6	5	5	4	3	4
	M3.2.Z.AQ		867	260	6	5	4	7	6	5	6	5	5	4	3	4
	M3.1.C.AQ		778	230	6	5	4	7	6	5	6	5	5	4	3	4
	M3.2.C.AQ		867	260	6	5	4	7	6	5	6	5	5	4	3	4

CoroTap - Ottimizzazione

CoroTap™ 300

Valori in pollici

					E314 E316 E864 E865 E884 E885			EX03P EX03PA EX13P EX13PA EX23PA EX33PA			EX09P EX29PA EX39PA		
				ULDR(xTD)	1.5	2	3	1.5	2	3	1.5	2	3
ISO	**Codice MC**	**Materiale**	**N/mm²**	**HB**	v_c piedi/min			v_c piedi/min			v_c piedi/min		
P	P1.1.Z.AN	**Acciaio non legato**	428	125	-	-	-	-	-	-	-	-	-
	P1.1.Z.HT		639	190	-	-	-	161	131	112	181	148	126
	P1.2.Z.AN		639	190	-	-	-	161	131	112	181	148	126
	P1.2.Z.HT		708	210	-	-	-	120	98	84	161	131	112
	P1.3.Z.AN		639	190	-	-	-	161	131	112	181	148	126
	P1.3.Z.HT		1013	300	68	56	48	80	66	56	120	98	84
	P1.5.C.UT		503	150	-	-	-	161	131	112	181	148	126
	P2.1.Z.AN	**Acciaio debolmente legato**	591	175	-	-	-	161	131	112	181	148	126
	P2.2.Z.AN		811	240	-	-	-	120	98	84	161	131	112
	P2.3.Z.AN		867	260	68	56	48	80	66	56	120	98	84
	P2.5.Z.HT.1		961	285	68	56	48	80	66	56	120	98	84
	P2.6.C.UT		674	200	-	-	-	120	98	84	161	131	112
	P3.0.Z.AN	**Acciaio fortemente legato**	674	200	-	-	-	120	98	84	161	131	112
	P3.0.Z.HT.1		1282	380	44	36	31	-	-	-	-	-	-
	P3.1.Z.AN		839	250	-	-	-	120	98	84	161	131	112
	P5.0.Z.AN	**Acciaio inossidabile ferritico/martensitico**	674	200	-	-	-	-	-	-	-	-	-
	P5.0.Z.PH		1114	330	-	-	-	-	-	-	-	-	-
	P5.0.Z.HT.1		1114	330	-	-	-	120	98	84	161	131	112
	P5.0.C.UT		839	200	-	-	-	-	-	-	-	-	-
	P5.0.C.HT		1114	330	-	-	-	-	-	-	-	-	-

					E047			E404 E862 E882 E883 E048			E346 E347 E362 E363 E095		E069 E079			E736 E738
				ULDR(xTD)	1.5	2	3	1.5	2	3	1.5	2	1.5	2	3	1.5
ISO	**Codice MC**	**Materiale**	**N/mm²**	**HB**	v_c piedi/min			v_c piedi/min			v_c piedi/min		v_c piedi/min			v_c piedi/min
P	P1.3.Z.HT	**Acciaio non legato**	1013	300	40	33	28	52	43	36	40	33	40	33	28	-
	P2.3.Z.AN	**Acciaio debolmente legato**	867	260	40	33	28	52	43	36	40	33	40	33	28	-
	P2.5.Z.HT.1		1114	285	40	33	28	52	43	36	40	33	40	33	28	-
	P3.0.Z.HT.1	**Acciaio fortemente legato**	1282	380	20	16	14	44	36	31	20	16	20	16	14	-
	P5.0.Z.PH	**Acciaio inossidabile ferritico/martensitico**	1114	330	20	16	14	24	20	17	20	16	16	13	11	12
M	M1.0.C.UT	**Acciaio inossidabile austenitico**	674	200	28	23	20	40	33	28	28	23	24	20	17	12
	M1.0.Z.AQ		674	200	28	23	20	40	33	28	28	23	24	20	17	12
	M1.0.Z.PH		1013	300	20	16	14	24	20	17	20	16	-	-	-	-
	M2.0.C.AQ	**Acciaio inossidabile superaustenitico**	674	200	28	23	20	40	33	28	28	23	24	20	17	12
	M2.0.Z.AQ		674	200	28	23	20	40	33	28	28	23	24	20	17	12
	M3.1.Z.AQ	**Acciaio inossidabile duplex**	778	230	20	16	14	24	20	17	20	16	16	13	11	12
	M3.2.Z.AQ		867	260	20	16	14	24	20	17	20	16	16	13	11	12
	M3.1.C.AQ		778	230	20	16	14	24	20	17	20	16	16	13	11	12
	M3.2.C.AQ		867	260	20	16	14	24	20	17	20	16	16	13	11	12

CoroTap - Ottimizzazione

CoroTap™ 300

Valori in millimetri

					T105		T106		
					ULDR(xTD) 1.5	2	1.5	2	3
ISO	**Codice MC**	**Materiale**	**N/mm²**	**HB**	*v*c m/min		*v*c m/min		
K	K1.1.C.NS	**Ghisa malleabile**	674	200	31	25	31	25	21
	K2.1.C.UT	**Ghisa grigia**	602	180	49	40	49	40	34
	K2.2.C.UT		825	245	18	15	18	15	13
	K2.3.C.UT		591	175	31	25	31	25	21
	K3.1.C.UT	**Ghisa nodulare**	518	155	31	25	31	25	21
	K3.2.C.UT		727	215	31	25	31	25	21
	K3.3.C.UT		885	265	31	25	31	25	21
	K3.5.C.UT		639	190	31	25	31	25	21
	K5.1.C.NS	**Ghisa duttile austemperata**	1013	300	18	15	18	15	13

					T300-NM D150			T300-NM D125			T300-NM B150		
					ULDR(xTD) 1.5	2	3	1.5	2	3	1.5	2	3
ISO	**Codice MC**	**Materiale**	**N/mm²**	**HB**	*v*c m/min			*v*c m/min			*v*c m/min		
N	N1.2.Z.UT	**Leghe a base di alluminio**	-	60	43	35	30	55	45	38	43	35	30
	N1.2.Z.AG		-	100	43	35	30	55	45	38	43	35	30
	N1.3.C.UT		-	75	43	35	30	55	45	38	43	35	30
	N1.3.C.AG		-	90	24	20	17	37	30	26	24	20	17
	N1.4.C.NS		-	130	18	15	13	24	20	17	-	-	-
	N3.3.U.UT	**Leghe a base di rame**	-	110	37	30	26	55	45	38	-	-	-
	N3.1.U.UT		-	100	15	12	10	22	18	15	15	12	10

CoroTap - Ottimizzazione

CoroTap™ 300

Valori in pollici

					T105		T106		
					ULDR(xTD)	1.5	2	1,5	2	3
ISO	**Codice MC**	**Materiale**	**N/mm²**	**HB**	v_c piedi/min			v_c piedi/min		
K	K1.1.C.NS	Ghisa malleabile	674	200	100	82	100	82	70
	K2.1.C.UT	Ghisa grigia	602	180	161	131	161	131	112
	K2.2.C.UT		825	245	60	49	60	49	42
	K2.3.C.UT		591	175	100	82	100	82	70
	K3.1.C.UT	Ghisa nodulare	518	155	100	82	100	82	70
	K3.2.C.UT		727	215	100	82	100	82	70
	K3.3.C.UT		885	265	100	82	100	82	70
	K3.5.C.UT		639	190	100	82	100	82	70
	K5.1.C.NS	Ghisa duttile austemperata	1013	300	60	49	60	49	42

					T300-NM D150			T300-NM D125			T300-NM B150		
					ULDR(xTD)	1.5	2	3	1.5	2	3	1.5	2	3
ISO	**Codice MC**	**Materiale**	**N/mm²**	**HB**	v_c piedi/min				v_c piedi/min			v_c piedi/min		
N	N1.2.Z.UT	**Leghe a base di alluminio**	-	60	140	115	98	181	148	126	140	115	98
	N1.2.Z.AG		-	100	140	115	98	181	148	126	140	115	98
	N1.3.C.UT		-	75	140	115	98	181	148	126	140	115	98
	N1.3.C.AG		-	90	80	66	56	120	98	84	80	66	56
	N1.4.C.NS		-	130	60	49	42	80	66	56	-	-	-
	N3.3.U.UT	**Leghe a base di rame**	-	110	120	98	84	181	148	126	-	-	-
	N3.1.U.UT		-	100	48	39	34	72	59	51	48	39	34

CoroTap - Ottimizzazione

CoroTap™ 300

Valori in millimetri

				T300-SD	
			ULDR	1.5	
ISO	**Codice MC**	**Materiale**	**HB**	vc m/min	
S	S1.0.U.AN	Superleghe resistenti al calore	200	7	
	S1.0.U.AG		280	5	
	S2.0.Z.AN	Leghe a base di Nichel	250	5	
	S2.0.Z.AG		350	3	
	S2.0.Z.UT		275	5	
	S2.0.C.NS		320	3	

Versione in pollici

				T300-SD	
			ULDR	1.5	
ISO	**Codice MC**	**Materiale**	**HB**	piedi m/min	
S	S1.0.U.AN	Superleghe resistenti al calore	200	23	
	S1.0.U.AG		280	17	
	S2.0.Z.AN	Leghe a base di Nichel	250	17	
	S2.0.Z.AG		350	10	
	S2.0.Z.UT		275	17	
	S2.0.C.NS		320	10	

Valori in millimetri

				T300-SM	
			ULDR	1.5	2
ISO	**Codice MC**	**Materiale**	**HB**	vc m/min	
S	S4.1.Z.UT	Leghe di titanio	200	10	8
	S4.2.Z.AN		320	6	5
	S4.3.Z.AN		330	6	5
	S4.3.Z.AG		375	5	4
	S4.4.Z.AN		330	5	4
	S4.4.Z.AG		410	5	4

Versione in pollici

				T300-SM	
			ULDR	1.5	2
ISO	**Codice MC**	**Materiale**	**HB**	piedi m/min	
S	S4.1.Z.UT	Leghe di titanio	200	33	27
	S4.2.Z.AN		320	20	17
	S4.3.Z.AN		330	20	17
	S4.3.Z.AG		375	17	14
	S4.4.Z.AN		330	17	14
	S4.4.Z.AG		410	17	14

CoroTap - Ottimizzazione

CoroTap™ 400

Valori in millimetri

					T400-NM		
				ULDR(xTD)	1.5	2	3
ISO	**Codice MC**	**Materiale**	**N/mm²**	**HB**	*vc* m/min		
N	N1.2.Z.UT	**Leghe a base di alluminio**	-	60	67	55	47
	N1.2.Z.AG		-	100	67	55	47
	N1.3.C.UT		-	75	67	55	47
	N1.3.C.AG		-	90	49	40	34
	N3.1.U.UT	**Leghe a base di rame**	-	100	31	25	21

Valori in pollici

					T400-NM		
				ULDR(xTD)	1.5	2	3
ISO	**Codice MC**	**Materiale**	**N/mm²**	**HB**	v_c piedi/min		
N	N1.2.Z.UT	**Leghe a base di alluminio**	-	60	221	180	154
	N1.2.Z.AG		-	100	221	180	154
	N1.3.C.UT		-	75	221	180	154
	N1.3.C.AG		-	90	161	131	112
	N3.1.U.UT	**Leghe a base di rame**	-	100	100	82	70

Valori in millimetri

				ULDR (xTD)	T400-PM 1.5	2.0	3.0
ISO	**Codice MC**	**Materiale**	**N/mm²**	**HB**	v_c m/min		
P	P1.1.Z.AN	Acciaio non legato	428	125	40	33	28
	P1.1.Z.HT		639	190	36	30	26
	P1.2.Z.AN		639	190	33	27	23
	P1.2.Z.HT		708	210	29	24	21
	P1.3.Z.AN		639	190	33	27	23
	P1.3.Z.HT		1013	300	15	12	10
	P2.1.Z.AN	Acciaio debolmente legato	591	175	33	27	23
	P2.2.Z.AN		811	240	29	24	21
	P2.3.Z.AN		867	260	15	12	10
	P2.5.Z.HT.1		961	285	15	12	10
	P3.0.Z.AN	Acciaio fortemente legato	674	200	29	24	21
	P3.1.Z.AN		839	250	29	24	21
	P1.5.C.UT	Getti di acciaio	503	150	33	27	23
	P2.6.C.UT		674	200	29	24	21
	P1.5.C.UT	Acciaio inossidabile ferritico/ martensitico	1114	330	29	24	21
	P2.6.C.UT		1114	330	8	6	5

Valori in pollici

				ULDR (xTD)	T400-PM 1.5	2.0	3.0
ISO	**Codice MC**	**Materiale**	**N/mm²**	**HB**	v_c piedi/min		
P	P1.1.Z.AN	Acciaio non legato	428	125	132	108	93
	P1.1.Z.HT		639	190	120	99	84
	P1.2.Z.AN		639	190	108	89	76
	P1.2.Z.HT		708	210	96	78	68
	P1.3.Z.AN		639	190	108	89	76
	P1.3.Z.HT		1013	300	48	40	34
	P2.1.Z.AN	Acciaio debolmente legato	591	175	108	89	76
	P2.2.Z.AN		811	240	96	78	68
	P2.3.Z.AN		867	260	48	40	34
	P2.5.Z.HT.1		961	285	48	40	34
	P3.0.Z.AN	Acciaio fortemente legato	674	200	96	78	68
	P3.1.Z.AN		839	250	96	78	68
	P1.5.C.UT	Getti di acciaio	503	150	108	89	76
	P2.6.C.UT		674	200	96	78	68
	P1.5.C.UT	Acciaio inossidabile ferritico/ martensitico	1114	330	96	78	68
	P2.6.C.UT		1114	330	24	20	17

Alesatura

V

Versatile

CoroReamer™ 435 D2
Per applicazioni su diversi materiali - XF D3-D4

O

Ottimizzata

CoroReamer™ 835 D5
Per acciaio - PF D6-D7
Per acciaio inossidabile - MF D9-D10

CoroReamer™ 830 D11
Testina in metallo duro integrale D12
Adattatore D13

C

Personalizzato

E8

CoroReamer™ 435

Alesatore flessibile e ad alte prestazioni, adatto a un'ampia gamma di materiali

Vantaggi e caratteristiche

- Alta produttività grazie ad elevati parametri di taglio
- Costanza e produttività che consentono di ridurre tempi e costi
- Eccellente finitura superficiale del componente
- Concentricità uniforme, per la precisione dimensionale ed una lunga durata utensile
- Elevata stabilità grazie al corpo in metallo duro integrale
- Adduzione interna di refrigerante, per ottimizzare l'evacuazione truciolo e ridurre l'usura

V C

Campi di applicazioni ISO:

P K N

www.sandvik.coromant.com/cororeamer435

Utensili **versatili** sviluppati per garantire prestazioni elevate e lavorazioni affidabili in diverse applicazioni e su componenti di dimensioni, forme e materiali differenti, per permettere di sfruttare al massimo la macchina.

Geometria delle scanalature con spaziatura fortemente disuguale

Quando la spaziatura della scanalatura è estremamente disuguale, significa che la divisione non è la stessa per ogni dente. Non essendoci denti diametralmente opposti, l'alesatore esegue fori con migliore variazione della rotondità.

Foro passante Foro cieco

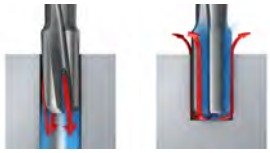

E14

SANDVIK Coromant

ITA

CoroReamer™ 435, alesatore in metallo duro integrale

Per componenti multimateriale

Per fori ciechi

CNSC 1
CXSC 1
SUBSTRATE HF

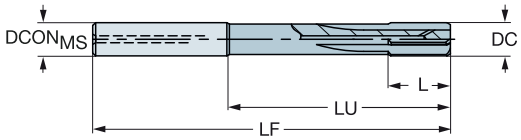

Dimensioni in mm e pollici

DC	DC"	LU	LU"	CZC_{MS}	Codice di ordinazione	P H10F	K H10F	N H10F	$DCON_{MS}$	$DCON_{MS}$"	OAL	OAL"	LCF	LCF"	L	L"	LF	LF"	APMX	APMX"	PHD	PHD"	BSG
4.00	.157	39.00	1.535	6	435.B-0400-A1-XF	★	★	★	6.00	.236	75.00	2.953	15.60	.614	12.00	.472	74.40	2.929	0.3	.012	3.80	.150	COROMANT
4.01	.158	39.00	1.535	6	435.B-0401-A1-XF	★	★	★	6.00	.236	75.00	2.953	15.60	.614	12.00	.472	74.40	2.929	0.3	.012	3.80	.150	COROMANT
4.50	.177	39.00	1.535	6	435.B-0450-A1-XF	★	★	★	6.00	.236	75.00	2.953	15.60	.614	12.00	.472	74.32	2.926	0.3	.012	4.30	.169	COROMANT
5.00	.197	39.00	1.535	6	435.B-0500-A1-XF	★	★	★	6.00	.236	75.00	2.953	15.60	.614	12.00	.472	74.25	2.923	0.3	.012	4.80	.189	COROMANT
5.01	.197	39.00	1.535	6	435.B-0501-A1-XF	★	★	★	6.00	.236	75.00	2.953	15.60	.614	12.00	.472	74.25	2.923	0.3	.012	4.80	.189	COROMANT
6.00	.236	39.00	1.535	6	435.B-0600-A1-XF	★	★	★	6.00	.236	75.00	2.953	15.60	.614	12.00	.472	74.10	2.917	0.3	.012	5.80	.228	COROMANT
6.01	.237	39.00	1.535	6	435.B-0601-A1-XF	★	★	★	6.00	.236	75.00	2.953	15.60	.614	12.00	.472	74.10	2.917	0.3	.012	5.80	.228	COROMANT
7.00	.276	64.00	2.520	8	435.B-0700-A1-XF	★	★	★	8.00	.315	100.00	3.937	20.80	.819	16.00	.630	98.95	3.896	0.3	.012	6.80	.268	COROMANT
8.00	.315	64.00	2.520	8	435.B-0800-A1-XF	★	★	★	8.00	.315	100.00	3.937	20.80	.819	16.00	.630	98.80	3.890	0.3	.012	7.80	.307	COROMANT
8.01	.315	64.00	2.520	8	435.B-0801-A1-XF	★	★	★	8.00	.315	100.00	3.937	20.80	.819	16.00	.630	98.80	3.890	0.3	.012	7.80	.307	COROMANT
8.02	.316	64.00	2.520	8	435.B-0802-A1-XF	★	★	★	8.00	.315	100.00	3.937	20.80	.819	16.00	.630	98.79	3.889	0.3	.012	7.80	.307	COROMANT
10.00	.394	80.00	3.150	10	435.B-1000-A1-XF	★	★	★	10.00	.394	120.00	4.724	26.00	1.024	20.00	.787	118.50	4.665	0.3	.012	9.80	.386	COROMANT
10.01	.394	80.00	3.150	10	435.B-1001-A1-XF	★	★	★	10.00	.394	120.00	4.724	26.00	1.024	20.00	.787	118.50	4.665	0.3	.012	9.80	.386	COROMANT
12.00	.472	75.00	2.953	12	435.B-1200-A1-XF	★	★	★	12.00	.472	120.00	4.724	26.00	1.024	20.00	.787	118.20	4.654	0.3	.012	11.80	.465	COROMANT
12.03	.474	75.00	2.953	12	435.B-1203-A1-XF	★	★	★	12.00	.472	120.00	4.724	26.00	1.024	20.00	.787	118.19	4.653	0.3	.012	11.80	.465	COROMANT
13.00	.512	85.00	3.346	14	435.B-1300-A1-XF	★	★	★	14.00	.551	130.00	5.118	28.60	1.126	22.00	.866	128.05	5.041	0.3	.012	12.80	.504	COROMANT
14.00	.551	85.00	3.346	14	435.B-1400-A1-XF	★	★	★	14.00	.551	130.00	5.118	28.60	1.126	22.00	.866	127.90	5.035	0.3	.012	13.80	.543	COROMANT
15.00	.591	82.00	3.228	16	435.B-1500-A1-XF	★	★	★	16.00	.630	130.00	5.118	28.60	1.126	22.00	.866	127.75	5.030	0.3	.012	14.80	.583	COROMANT
16.00	.630	102.00	4.016	16	435.B-1600-A1-XF	★	★	★	16.00	.630	150.00	5.906	32.50	1.280	25.00	.984	147.60	5.811	0.3	.012	15.80	.622	COROMANT
17.00	.669	102.00	4.016	18	435.B-1700-A1-XF	★	★	★	18.00	.709	150.00	5.906	32.50	1.280	25.00	.984	147.45	5.805	0.3	.012	16.80	.661	COROMANT
18.00	.709	102.00	4.016	18	435.B-1800-A1-XF	★	★	★	18.00	.709	150.00	5.906	32.50	1.280	25.00	.984	147.30	5.799	0.3	.012	17.80	.701	COROMANT
20.00	.787	100.00	3.937	20	435.B-2000-A1-XF	★	★	★	20.00	.787	150.00	5.906	32.50	1.280	25.00	.984	146.99	5.787	0.3	.012	19.80	.780	COROMANT

Diametri interi, tolleranza foro H7
I diametri centesimali producono una tolleranza foro più stretta di +0.004 mm

D14 E9 E28 E14

CoroReamer™ 435, alesatore in metallo duro integrale

Per componenti multimateriale

Per fori passanti

FHA	10°
CNSC	1
CXSC	2
SUBSTRATE	HF

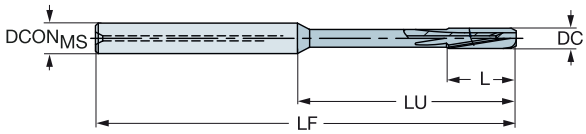

Dimensioni in mm e pollici

DC	DC"	LU	LU"	CZC$_{MS}$	Codice di ordinazione	P H10F	K H10F	N H10F	DCON$_{MS}$	DCON$_{MS}$"	OAL	OAL"	LCF	LCF"	L	L"	LF	LF"	APMX	APMX"	PHD	PHD"	BSG
4.00	.157	39.00	1.535	6	435.T-0400-A1-XF	★	★	★	6.00	.236	75.00	2.953	15.60	.614	12.00	.472	74.40	2.929	0.3	.012	3.80	.150	COROMANT
5.00	.197	39.00	1.535	6	435.T-0500-A1-XF	★	★	★	6.00	.236	75.00	2.953	15.60	.614	12.00	.472	74.25	2.923	0.3	.012	4.80	.189	COROMANT
5.97	.235	39.00	1.535	6	435.T-0597-A1-XF	★	★	★	6.00	.236	75.00	2.953	15.60	.614	12.00	.472	74.10	2.917	0.3	.012	5.80	.228	COROMANT
6.00	.236	39.00	1.535	6	435.T-0600-A1-XF	★	★	★	6.00	.236	75.00	2.953	15.60	.614	12.00	.472	74.10	2.917	0.3	.012	5.80	.228	COROMANT
6.02	.237	39.00	1.535	6	435.T-0602-A1-XF	★	★	★	6.00	.236	75.00	2.953	15.60	.614	12.00	.472	74.10	2.917	0.3	.012	5.80	.228	COROMANT
6.50	.256	64.00	2.520	8	435.T-0650-A1-XF	★	★	★	8.00	.315	100.00	3.937	20.80	.819	16.00	.630	99.02	3.898	0.3	.012	6.30	.248	COROMANT
7.00	.276	64.00	2.520	8	435.T-0700-A1-XF	★	★	★	8.00	.315	100.00	3.937	20.80	.819	16.00	.630	98.95	3.896	0.3	.012	6.80	.268	COROMANT
8.00	.315	64.00	2.520	8	435.T-0800-A1-XF	★	★	★	8.00	.315	100.00	3.937	20.80	.819	16.00	.630	98.80	3.890	0.3	.012	7.80	.307	COROMANT
9.00	.354	60.00	2.362	10	435.T-0900-A1-XF	★	★	★	10.00	.394	100.00	3.937	26.00	1.024	20.00	.787	98.65	3.884	0.3	.012	8.80	.346	COROMANT
9.50	.374	80.00	3.150	10	435.T-0950-A1-XF	★	★	★	10.00	.394	120.00	4.724	26.00	1.024	20.00	.787	118.57	4.668	0.3	.012	9.30	.366	COROMANT
9.98	.393	80.00	3.150	10	435.T-0998-A1-XF	★	★	★	10.00	.394	120.00	4.724	26.00	1.024	20.00	.787	118.50	4.665	0.3	.012	9.80	.386	COROMANT
10.00	.394	80.00	3.150	10	435.T-1000-A1-XF	★	★	★	10.00	.394	120.00	4.724	26.00	1.024	20.00	.787	118.50	4.665	0.3	.012	9.80	.386	COROMANT
10.01	.394	80.00	3.150	10	435.T-1001-A1-XF	★	★	★	10.00	.394	120.00	4.724	26.00	1.024	20.00	.787	118.50	4.665	0.3	.012	9.80	.386	COROMANT
10.02	.394	80.00	3.150	10	435.T-1002-A1-XF	★	★	★	10.00	.394	120.00	4.724	26.00	1.024	20.00	.787	118.49	4.665	0.3	.012	9.80	.386	COROMANT
11.00	.433	75.00	2.953	12	435.T-1100-A1-XF	★	★	★	12.00	.472	120.00	4.724	26.00	1.024	20.00	.787	118.35	4.659	0.3	.012	10.80	.425	COROMANT
11.97	.471	75.00	2.953	12	435.T-1197-A1-XF	★	★	★	12.00	.472	120.00	4.724	26.00	1.024	20.00	.787	118.20	4.654	0.3	.012	11.80	.465	COROMANT
12.00	.472	75.00	2.953	12	435.T-1200-A1-XF	★	★	★	12.00	.472	120.00	4.724	26.00	1.024	20.00	.787	118.20	4.654	0.3	.012	11.80	.465	COROMANT
13.00	.512	85.00	3.346	14	435.T-1300-A1-XF	★	★	★	14.00	.551	130.00	5.118	28.60	1.126	22.00	.866	128.05	5.041	0.3	.012	12.80	.504	COROMANT
14.00	.551	85.00	3.346	14	435.T-1400-A1-XF	★	★	★	14.00	.551	130.00	5.118	28.60	1.126	22.00	.866	127.90	5.035	0.3	.012	13.80	.543	COROMANT
15.00	.591	82.00	3.228	16	435.T-1500-A1-XF	★	★	★	16.00	.630	130.00	5.118	28.60	1.126	22.00	.866	127.75	5.030	0.3	.012	14.80	.583	COROMANT
16.00	.630	102.00	4.016	16	435.T-1600-A1-XF	★	★	★	16.00	.630	150.00	5.906	32.50	1.280	25.00	.984	147.60	5.811	0.3	.012	15.80	.622	COROMANT
17.00	.669	102.00	4.016	18	435.T-1700-A1-XF	★	★	★	18.00	.709	150.00	5.906	32.50	1.280	25.00	.984	147.45	5.805	0.3	.012	16.80	.661	COROMANT
18.00	.709	102.00	4.016	18	435.T-1800-A1-XF	★	★	★	18.00	.709	150.00	5.906	32.50	1.280	25.00	.984	147.30	5.799	0.3	.012	17.80	.701	COROMANT
19.00	.748	100.00	3.937	20	435.T-1900-A1-XF	★	★	★	20.00	.787	150.00	5.906	32.50	1.280	25.00	.984	147.14	5.793	0.3	.012	18.80	.740	COROMANT
20.00	.787	100.00	3.937	20	435.T-2000-A1-XF	★	★	★	20.00	.787	150.00	5.906	32.50	1.280	25.00	.984	146.99	5.787	0.3	.012	19.80	.780	COROMANT

Diametri interi, tolleranza foro H7

I diametri centesimali producono una tolleranza foro più stretta di +0.004 mm

D14 E9 E28 E14

CoroReamer™ 835-PF

Alesatore ad alte prestazioni per acciaio

Applicazione

- Per tutti i segmenti industriali (lavorazione generale, stampi e matrici, industria automobilistica, generazione di energia ed elettricità, ecc.)
- Disponibile con scanalatura elicoidale per fori passanti e con scanalatura diritta per fori ciechi
- Fori passanti, superfici angolate e fori trasversali
- Pressione del refrigerante di 20 bar

O C

Campi di applicazioni ISO:

P K

Vantaggi e caratteristiche

- Alta produttività grazie ad elevati parametri di taglio
- Costanza e produttività che consentono di ridurre tempi e costi
- Eccellente finitura superficiale del componente
- Concentricità uniforme, per la precisione dimensionale ed una lunga durata utensile
- Elevata stabilità grazie al corpo in metallo duro integrale
- Adduzione interna di refrigerante, per ottimizzare l'evacuazione truciolo e ridurre l'usura
- Carburo a micrograna di durezza e tenacità elevate
- Geometria delle scanalature con spaziatura fortemente disuguale

www.sandvik.coromant.com/cororeamer835

Geometria delle scanalature con spaziatura fortemente disuguale

Quando la spaziatura della scanalatura è estremamente disuguale, significa che la divisione non è la stessa per ogni dente. Non essendoci denti diametralmente opposti, l'alesatore esegue fori con migliore variazione della rotondità.

Foro cieco

Foro passante



E14

Alesatore in metallo duro integrale CoroReamer™ 835-PF

Per acciaio

Per fori ciechi

835.B..A1-PF
CNSC 1
CXSC 1

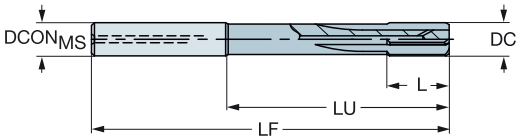

Dimensioni in mm e pollici

DC	DC"	LU	LU"	CZC$_{MS}$	Codice di ordinazione	P 1024	K 1024	DCON$_{MS}$	DCON$_{MS}$"	OAL	OAL"	LCF	LCF"	L	L"	LF	LF"	APMX	APMX"	PHD	PHD"	BSG
4.00	.157	39.00	1.535	6	835.B-0400-A1-PF	★	★	6.00	.236	75.00	2.953	15.60	.614	12.00	.472	74.40	2.929	0.3	.012	3.80	.150	COROMANT
5.00	.197	39.00	1.535	6	835.B-0500-A1-PF	★	★	6.00	.236	75.00	2.953	15.60	.614	12.00	.472	74.25	2.923	0.3	.012	4.80	.189	COROMANT
5.99	.236	39.00	1.535	6	835.B-0599-A1-PF	★	★	6.00	.236	75.00	2.953	15.60	.614	12.00	.472	74.10	2.917	0.3	.012	5.80	.228	COROMANT
6.00	.236	39.00	1.535	6	835.B-0600-A1-PF	★	★	6.00	.236	75.00	2.953	15.60	.614	12.00	.472	74.10	2.917	0.3	.012	5.80	.228	COROMANT
6.01	.237	39.00	1.535	6	835.B-0601-A1-PF	★	★	6.00	.236	75.00	2.953	15.60	.614	12.00	.472	74.10	2.917	0.3	.012	5.80	.228	COROMANT
6.02	.237	39.00	1.535	6	835.B-0602-A1-PF	★	★	6.00	.236	75.00	2.953	15.60	.614	12.00	.472	74.10	2.917	0.3	.012	5.80	.228	COROMANT
6.03	.237	39.00	1.535	6	835.B-0603-A1-PF	★	★	6.00	.236	75.00	2.953	15.60	.614	12.00	.472	74.09	2.917	0.3	.012	5.80	.228	COROMANT
7.00	.276	64.00	2.520	8	835.B-0700-A1-PF	★	★	8.00	.315	100.00	3.937	20.80	.819	16.00	.630	98.95	3.896	0.3	.012	6.80	.268	COROMANT
7.97	.314	64.00	2.520	8	835.B-0797-A1-PF	★	★	8.00	.315	100.00	3.937	20.80	.819	16.00	.630	98.80	3.890	0.3	.012	7.80	.307	COROMANT
7.98	.314	64.00	2.520	8	835.B-0798-A1-PF	★	★	8.00	.315	100.00	3.937	20.80	.819	16.00	.630	98.80	3.890	0.3	.012	7.80	.307	COROMANT
7.99	.315	64.00	2.520	8	835.B-0799-A1-PF	★	★	8.00	.315	100.00	3.937	20.80	.819	16.00	.630	98.80	3.890	0.3	.012	7.80	.307	COROMANT
8.00	.315	64.00	2.520	8	835.B-0800-A1-PF	★	★	8.00	.315	100.00	3.937	20.80	.819	16.00	.630	98.80	3.890	0.3	.012	7.80	.307	COROMANT
8.02	.316	64.00	2.520	8	835.B-0802-A1-PF	★	★	8.00	.315	100.00	3.937	20.80	.819	16.00	.630	98.79	3.889	0.3	.012	7.80	.307	COROMANT
9.00	.354	60.00	2.362	10	835.B-0900-A1-PF	★	★	10.00	.394	100.00	3.937	26.00	1.024	20.00	.787	98.65	3.884	0.3	.012	8.80	.346	COROMANT
9.50	.374	80.00	3.150	10	835.B-0950-A1-PF	★	★	10.00	.394	120.00	4.724	26.00	1.024	20.00	.787	118.57	4.668	0.3	.012	9.30	.366	COROMANT
9.97	.393	80.00	3.150	10	835.B-0997-A1-PF	★	★	10.00	.394	120.00	4.724	26.00	1.024	20.00	.787	118.50	4.665	0.3	.012	9.80	.386	COROMANT
10.00	.394	80.00	3.150	10	835.B-1000-A1-PF	★	★	10.00	.394	120.00	4.724	26.00	1.024	20.00	.787	118.50	4.665	0.3	.012	9.80	.386	COROMANT
10.01	.394	80.00	3.150	10	835.B-1001-A1-PF	★	★	10.00	.394	120.00	4.724	26.00	1.024	20.00	.787	118.50	4.665	0.3	.012	9.80	.386	COROMANT
10.02	.394	80.00	3.150	10	835.B-1002-A1-PF	★	★	10.00	.394	120.00	4.724	26.00	1.024	20.00	.787	118.49	4.665	0.3	.012	9.80	.386	COROMANT
10.03	.395	80.00	3.150	10	835.B-1003-A1-PF	★	★	10.00	.394	120.00	4.724	26.00	1.024	20.00	.787	118.49	4.665	0.3	.012	9.80	.386	COROMANT
10.50	.413	75.00	2.953	12	835.B-1050-A1-PF	★	★	12.00	.472	120.00	4.724	26.00	1.024	20.00	.787	118.42	4.662	0.3	.012	10.30	.406	COROMANT
11.00	.433	75.00	2.953	12	835.B-1100-A1-PF	★	★	12.00	.472	120.00	4.724	26.00	1.024	20.00	.787	118.35	4.659	0.3	.012	10.80	.425	COROMANT
11.50	.453	75.00	2.953	12	835.B-1150-A1-PF	★	★	12.00	.472	120.00	4.724	26.00	1.024	20.00	.787	118.27	4.656	0.3	.012	11.30	.445	COROMANT
11.97	.471	75.00	2.953	12	835.B-1197-A1-PF	★	★	12.00	.472	120.00	4.724	26.00	1.024	20.00	.787	118.20	4.654	0.3	.012	11.80	.465	COROMANT
11.99	.472	75.00	2.953	12	835.B-1199-A1-PF	★	★	12.00	.472	120.00	4.724	26.00	1.024	20.00	.787	118.20	4.654	0.3	.012	11.80	.465	COROMANT
12.00	.472	75.00	2.953	12	835.B-1200-A1-PF	★	★	12.00	.472	120.00	4.724	26.00	1.024	20.00	.787	118.20	4.654	0.3	.012	11.80	.465	COROMANT
12.01	.473	75.00	2.953	12	835.B-1201-A1-PF	★	★	12.00	.472	120.00	4.724	26.00	1.024	20.00	.787	118.20	4.654	0.3	.012	11.80	.465	COROMANT
12.02	.473	75.00	2.953	12	835.B-1202-A1-PF	★	★	12.00	.472	120.00	4.724	26.00	1.024	20.00	.787	118.19	4.653	0.3	.012	11.80	.465	COROMANT
13.00	.512	85.00	3.346	14	835.B-1300-A1-PF	★	★	14.00	.551	130.00	5.118	28.60	1.126	22.00	.866	128.05	5.041	0.3	.012	12.80	.504	COROMANT
14.00	.551	85.00	3.346	14	835.B-1400-A1-PF	★	★	14.00	.551	130.00	5.118	28.60	1.126	22.00	.866	127.90	5.035	0.3	.012	13.80	.543	COROMANT
15.00	.591	82.00	3.228	16	835.B-1500-A1-PF	★	★	16.00	.630	130.00	5.118	28.60	1.126	22.00	.866	127.75	5.030	0.3	.012	14.80	.583	COROMANT
16.00	.630	102.00	4.016	16	835.B-1600-A1-PF	★	★	16.00	.630	150.00	5.906	32.50	1.280	25.00	.984	147.60	5.811	0.3	.012	15.80	.622	COROMANT
18.00	.709	102.00	4.016	18	835.B-1800-A1-PF	★	★	18.00	.709	150.00	5.906	32.50	1.280	25.00	.984	147.30	5.799	0.3	.012	17.80	.701	COROMANT
19.00	.748	100.00	3.937	20	835.B-1900-A1-PF	★	★	20.00	.787	150.00	5.906	32.50	1.280	25.00	.984	147.14	5.793	0.3	.012	18.80	.740	COROMANT
20.00	.787	100.00	3.937	20	835.B-2000-A1-PF	★	★	20.00	.787	150.00	5.906	32.50	1.280	25.00	.984	146.99	5.787	0.3	.012	19.80	.780	COROMANT

Diametri interi, tolleranza foro H7

I diametri centesimali producono una tolleranza foro più stretta di +0.004 mm

D19 E9 E28 E14

ITA

Alesatore in metallo duro integrale CoroReamer™ 835-PF

Per acciaio

Per fori passanti

TCHA H7
CNSC 1

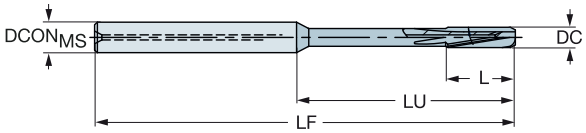

Dimensioni in mm e pollici

DC	DC"	LU	LU"	CZC_{MS}	Codice di ordinazione	P 1024	K 1024	$DCON_{MS}$	$DCON_{MS}$"	OAL	OAL"	LCF	LCF"	L	L"	LF	LF"	APMX	APMX"	PHD	PHD"	BSG
3.98	.157	39.00	1.535	6	835.T-0398-A1-PF	★	★	6.00	.236	75.00	2.953	15.60	.614	12.00	.472	74.40	2.929	0.3	.012	3.80	.150	COROMANT
4.00	.157	39.00	1.535	6	835.T-0400-A1-PF	★	★	6.00	.236	75.00	2.953	15.60	.614	12.00	.472	74.40	2.929	0.3	.012	3.80	.150	COROMANT
4.01	.158	39.00	1.535	6	835.T-0401-A1-PF	★	★	6.00	.236	75.00	2.953	15.60	.614	12.00	.472	74.40	2.929	0.3	.012	3.80	.150	COROMANT
4.02	.158	39.00	1.535	6	835.T-0402-A1-PF	★	★	6.00	.236	75.00	2.953	15.60	.614	12.00	.472	74.40	2.929	0.3	.012	3.80	.150	COROMANT
5.00	.197	39.00	1.535	6	835.T-0500-A1-PF	★	★	6.00	.236	75.00	2.953	15.60	.614	12.00	.472	74.25	2.923	0.3	.012	4.80	.189	COROMANT
5.01	.197	39.00	1.535	6	835.T-0501-A1-PF	★	★	6.00	.236	75.00	2.953	15.60	.614	12.00	.472	74.25	2.923	0.3	.012	4.80	.189	COROMANT
5.98	.235	39.00	1.535	6	835.T-0598-A1-PF	★	★	6.00	.236	75.00	2.953	15.60	.614	12.00	.472	74.10	2.917	0.3	.012	5.80	.228	COROMANT
6.00	.236	39.00	1.535	6	835.T-0600-A1-PF	★	★	6.00	.236	75.00	2.953	15.60	.614	12.00	.472	74.10	2.917	0.3	.012	5.80	.228	COROMANT
6.01	.237	39.00	1.535	6	835.T-0601-A1-PF	★	★	6.00	.236	75.00	2.953	15.60	.614	12.00	.472	74.10	2.917	0.3	.012	5.80	.228	COROMANT
6.02	.237	39.00	1.535	6	835.T-0602-A1-PF	★	★	6.00	.236	75.00	2.953	15.60	.614	12.00	.472	74.10	2.917	0.3	.012	5.80	.228	COROMANT
6.03	.237	39.00	1.535	6	835.T-0603-A1-PF	★	★	6.00	.236	75.00	2.953	15.60	.614	12.00	.472	74.09	2.917	0.3	.012	5.80	.228	COROMANT
6.50	.256	64.00	2.520	8	835.T-0650-A1-PF	★	★	8.00	.315	100.00	3.937	20.80	.819	16.00	.630	99.02	3.898	0.3	.012	6.30	.248	COROMANT
7.00	.276	64.00	2.520	8	835.T-0700-A1-PF	★	★	8.00	.315	100.00	3.937	20.80	.819	16.00	.630	98.95	3.896	0.3	.012	6.80	.268	COROMANT
7.50	.295	64.00	2.520	8	835.T-0750-A1-PF	★	★	8.00	.315	100.00	3.937	20.80	.819	16.00	.630	98.87	3.893	0.3	.012	7.30	.287	COROMANT
7.97	.314	64.00	2.520	8	835.T-0797-A1-PF	★	★	8.00	.315	100.00	3.937	20.80	.819	16.00	.630	98.80	3.890	0.3	.012	7.80	.307	COROMANT
8.00	.315	64.00	2.520	8	835.T-0800-A1-PF	★	★	8.00	.315	100.00	3.937	20.80	.819	16.00	.630	98.80	3.890	0.3	.012	7.80	.307	COROMANT
8.01	.315	64.00	2.520	8	835.T-0801-A1-PF	★	★	8.00	.315	100.00	3.937	20.80	.819	16.00	.630	98.80	3.890	0.3	.012	7.80	.307	COROMANT
8.02	.316	64.00	2.520	8	835.T-0802-A1-PF	★	★	8.00	.315	100.00	3.937	20.80	.819	16.00	.630	98.79	3.889	0.3	.012	7.80	.307	COROMANT
8.03	.316	64.00	2.520	8	835.T-0803-A1-PF	★	★	8.00	.315	100.00	3.937	20.80	.819	16.00	.630	98.79	3.889	0.3	.012	7.80	.307	COROMANT
9.00	.354	60.00	2.362	10	835.T-0900-A1-PF	★	★	10.00	.394	100.00	3.937	26.00	1.024	20.00	.787	98.65	3.884	0.3	.012	8.80	.346	COROMANT
9.50	.374	80.00	3.150	10	835.T-0950-A1-PF	★	★	10.00	.394	120.00	4.724	26.00	1.024	20.00	.787	118.57	4.668	0.3	.012	9.30	.366	COROMANT
9.97	.393	80.00	3.150	10	835.T-0997-A1-PF	★	★	10.00	.394	120.00	4.724	26.00	1.024	20.00	.787	118.50	4.665	0.3	.012	9.80	.386	COROMANT
9.99	.393	80.00	3.150	10	835.T-0999-A1-PF	★	★	10.00	.394	120.00	4.724	26.00	1.024	20.00	.787	118.50	4.665	0.3	.012	9.80	.386	COROMANT
10.00	.394	80.00	3.150	10	835.T-1000-A1-PF	★	★	10.00	.394	120.00	4.724	26.00	1.024	20.00	.787	118.50	4.665	0.3	.012	9.80	.386	COROMANT
10.01	.394	80.00	3.150	10	835.T-1001-A1-PF	★	★	10.00	.394	120.00	4.724	26.00	1.024	20.00	.787	118.50	4.665	0.3	.012	9.80	.386	COROMANT
10.02	.394	80.00	3.150	10	835.T-1002-A1-PF	★	★	10.00	.394	120.00	4.724	26.00	1.024	20.00	.787	118.49	4.665	0.3	.012	9.80	.386	COROMANT
10.50	.413	75.00	2.953	12	835.T-1050-A1-PF	★	★	12.00	.472	120.00	4.724	26.00	1.024	20.00	.787	118.42	4.662	0.3	.012	10.30	.406	COROMANT
11.00	.433	75.00	2.953	12	835.T-1100-A1-PF	★	★	12.00	.472	120.00	4.724	26.00	1.024	20.00	.787	118.35	4.659	0.3	.012	10.80	.425	COROMANT
12.00	.472	75.00	2.953	12	835.T-1200-A1-PF	★	★	12.00	.472	120.00	4.724	26.00	1.024	20.00	.787	118.20	4.654	0.3	.012	11.80	.465	COROMANT
12.01	.473	75.00	2.953	12	835.T-1201-A1-PF	★	★	12.00	.472	120.00	4.724	26.00	1.024	20.00	.787	118.20	4.654	0.3	.012	11.80	.465	COROMANT
12.02	.473	75.00	2.953	12	835.T-1202-A1-PF	★	★	12.00	.472	120.00	4.724	26.00	1.024	20.00	.787	118.19	4.653	0.3	.012	11.80	.465	COROMANT
13.00	.512	85.00	3.346	14	835.T-1300-A1-PF	★	★	14.00	.551	130.00	5.118	28.60	1.126	22.00	.866	128.05	5.041	0.3	.012	12.80	.504	COROMANT
14.00	.551	85.00	3.346	14	835.T-1400-A1-PF	★	★	14.00	.551	130.00	5.118	28.60	1.126	22.00	.866	127.90	5.035	0.3	.012	13.80	.543	COROMANT
15.00	.591	82.00	3.228	16	835.T-1500-A1-PF	★	★	16.00	.630	130.00	5.118	28.60	1.126	22.00	.866	127.75	5.030	0.3	.012	14.80	.583	COROMANT
16.00	.630	102.00	4.016	16	835.T-1600-A1-PF	★	★	16.00	.630	150.00	5.906	32.50	1.280	25.00	.984	147.60	5.811	0.3	.012	15.80	.622	COROMANT
17.00	.669	102.00	4.016	18	835.T-1700-A1-PF	★	★	18.00	.709	150.00	5.906	32.50	1.280	25.00	.984	147.45	5.805	0.3	.012	16.80	.661	COROMANT
18.00	.709	102.00	4.016	18	835.T-1800-A1-PF	★	★	18.00	.709	150.00	5.906	32.50	1.280	25.00	.984	147.30	5.799	0.3	.012	17.80	.701	COROMANT
20.00	.787	100.00	3.937	20	835.T-2000-A1-PF	★	★	20.00	.787	150.00	5.906	32.50	1.280	25.00	.984	146.99	5.787	0.3	.012	19.80	.780	COROMANT

Diametri interi, tolleranza foro H7

I diametri centesimali producono una tolleranza foro più stretta di +0.004 mm

D19 E9 E28 E14

CoroReamer™ 835-MF

Alesatore ad alte prestazioni per acciaio inossidabile

O C

Applicazione

- Per tutti i segmenti industriali (lavorazione generale, stampi e matrici, industria automobilistica, generazione di energia ed elettricità, ecc.)
- Disponibile con scanalatura elicoidale per fori passanti e con scanalatura diritta per fori ciechi
- Fori passanti, superfici angolate e fori trasversali
- Pressione del refrigerante di 20 bar

Campi di applicazioni ISO:

M

Vantaggi e caratteristiche

- Alta produttività grazie ad elevati parametri di taglio
- Costanza e produttività che consentono di ridurre tempi e costi
- Eccellente finitura superficiale del componente
- Concentricità uniforme, per la precisione dimensionale ed una lunga durata utensile
- Elevata stabilità grazie al corpo in metallo duro integrale
- Adduzione interna di refrigerante, per ottimizzare l'evacuazione truciolo e ridurre l'usura
- Carburo a micrograna di durezza e tenacità elevate
- Geometria delle scanalature con spaziatura fortemente disuguale

www.sandvik.coromant.com/cororeamer835

Geometria delle scanalature con spaziatura fortemente disuguale

Quando la spaziatura della scanalatura è estremamente disuguale, significa che la divisione non è la stessa per ogni dente. Non essendoci denti diametralmente opposti, l'alesatore esegue fori con migliore variazione della rotondità.

Foro cieco

Foro passante



E14

SANDVIK Coromant

ITA

Alesatore in metallo duro integrale CoroReamer™ 835-MF

Per acciaio inossidabile

Per fori ciechi

TCHA H7
CNSC 1

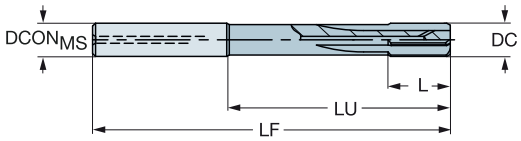

Dimensioni in mm e pollici

DC	DC"	LU	LU"	CZC_{MS}	Codice di ordinazione	M	1024	$DCON_{MS}$	$DCON_{MS}$"	OAL	OAL"	LCF	LCF"	L	L"	LF	LF"	APMX	APMX"	PHD	PHD"	BSG
3.97	.156	39.00	1.535	6	835.B-0397-A1-MF	★		6.00	.236	75.00	2.953	15.60	.614	12.00	.472	74.40	2.929	0.3	.012	3.80	.150	COROMANT
4.00	.157	39.00	1.535	6	835.B-0400-A1-MF	★		6.00	.236	75.00	2.953	15.60	.614	12.00	.472	74.40	2.929	0.3	.012	3.80	.150	COROMANT
4.02	.158	39.00	1.535	6	835.B-0402-A1-MF	★		6.00	.236	75.00	2.953	15.60	.614	12.00	.472	74.40	2.929	0.3	.012	3.80	.150	COROMANT
4.97	.196	39.00	1.535	6	835.B-0497-A1-MF	★		6.00	.236	75.00	2.953	15.60	.614	12.00	.472	74.25	2.923	0.3	.012	4.80	.189	COROMANT
5.00	.197	39.00	1.535	6	835.B-0500-A1-MF	★		6.00	.236	75.00	2.953	15.60	.614	12.00	.472	74.25	2.923	0.3	.012	4.80	.189	COROMANT
6.00	.236	39.00	1.535	6	835.B-0600-A1-MF	★		6.00	.236	75.00	2.953	15.60	.614	12.00	.472	74.10	2.917	0.3	.012	5.80	.228	COROMANT
6.01	.237	39.00	1.535	6	835.B-0601-A1-MF	★		6.00	.236	75.00	2.953	15.60	.614	12.00	.472	74.10	2.917	0.3	.012	5.80	.228	COROMANT
6.02	.237	39.00	1.535	6	835.B-0602-A1-MF	★		6.00	.236	75.00	2.953	15.60	.614	12.00	.472	74.10	2.917	0.3	.012	5.80	.228	COROMANT
7.00	.276	64.00	2.520	8	835.B-0700-A1-MF	★		8.00	.315	100.00	3.937	20.80	.819	16.00	.630	98.95	3.896	0.3	.012	6.80	.268	COROMANT
8.00	.315	64.00	2.520	8	835.B-0800-A1-MF	★		8.00	.315	100.00	3.937	20.80	.819	16.00	.630	98.80	3.890	0.3	.012	7.80	.307	COROMANT
8.01	.315	64.00	2.520	8	835.B-0801-A1-MF	★		8.00	.315	100.00	3.937	20.80	.819	16.00	.630	98.80	3.890	0.3	.012	7.80	.307	COROMANT
8.50	.335	60.00	2.362	10	835.B-0850-A1-MF	★		10.00	.394	100.00	3.937	26.00	1.024	20.00	.787	98.72	3.887	0.3	.012	8.30	.327	COROMANT
9.00	.354	60.00	2.362	10	835.B-0900-A1-MF	★		10.00	.394	100.00	3.937	26.00	1.024	20.00	.787	98.65	3.884	0.3	.012	8.80	.346	COROMANT
10.00	.394	80.00	3.150	10	835.B-1000-A1-MF	★		10.00	.394	120.00	4.724	26.00	1.024	20.00	.787	118.50	4.665	0.3	.012	9.80	.386	COROMANT
11.00	.433	75.00	2.953	12	835.B-1100-A1-MF	★		12.00	.472	120.00	4.724	26.00	1.024	20.00	.787	118.35	4.659	0.3	.012	10.80	.425	COROMANT
11.50	.453	75.00	2.953	12	835.B-1150-A1-MF	★		12.00	.472	120.00	4.724	26.00	1.024	20.00	.787	118.27	4.656	0.3	.012	11.30	.445	COROMANT
12.00	.472	75.00	2.953	12	835.B-1200-A1-MF	★		12.00	.472	120.00	4.724	26.00	1.024	20.00	.787	118.20	4.654	0.3	.012	11.80	.465	COROMANT
14.00	.551	85.00	3.346	14	835.B-1400-A1-MF	★		14.00	.551	130.00	5.118	28.60	1.126	22.00	.866	127.90	5.035	0.3	.012	13.80	.543	COROMANT
16.00	.630	102.00	4.016	16	835.B-1600-A1-MF	★		16.00	.630	150.00	5.906	32.50	1.280	25.00	.984	147.60	5.811	0.3	.012	15.80	.622	COROMANT

Diametri interi, tolleranza foro H7

I diametri centesimali producono una tolleranza foro più stretta di +0.004 mm

D22 E9 E28 E14

Alesatore in metallo duro integrale CoroReamer™ 835-MF

Per acciaio inossidabile

Per fori passanti

TCHA H7
CNSC 1

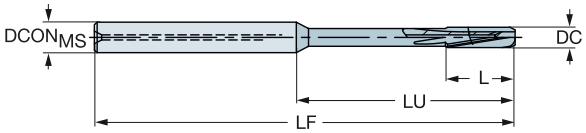

						M	Dimensioni in mm e pollici												
DC	DC"	LU	LU"	CZC_{MS}	Codice di ordinazione	1024	$DCON_{MS}$	$DCON_{MS}$"	OAL	OAL"	LCF	LCF"	L	L"	LF	LF"	APMX	APMX"	PHD	PHD"	BSG
3.97	.156	39.00	1.535	6	835.T-0397-A1-MF	★	6.00	.236	75.00	2.953	15.60	.614	12.00	.472	74.40	2.929	0.3	.012	3.80	.150	COROMANT
4.00	.157	39.00	1.535	6	835.T-0400-A1-MF	★	6.00	.236	75.00	2.953	15.60	.614	12.00	.472	74.40	2.929	0.3	.012	3.80	.150	COROMANT
4.01	.158	39.00	1.535	6	835.T-0401-A1-MF	★	6.00	.236	75.00	2.953	15.60	.614	12.00	.472	74.40	2.929	0.3	.012	3.80	.150	COROMANT
4.02	.158	39.00	1.535	6	835.T-0402-A1-MF	★	6.00	.236	75.00	2.953	15.60	.614	12.00	.472	74.40	2.929	0.3	.012	3.80	.150	COROMANT
5.00	.197	39.00	1.535	6	835.T-0500-A1-MF	★	6.00	.236	75.00	2.953	15.60	.614	12.00	.472	74.25	2.923	0.3	.012	4.80	.189	COROMANT
5.03	.198	39.00	1.535	6	835.T-0503-A1-MF	★	6.00	.236	75.00	2.953	15.60	.614	12.00	.472	74.24	2.923	0.3	.012	4.80	.189	COROMANT
5.99	.236	39.00	1.535	6	835.T-0599-A1-MF	★	6.00	.236	75.00	2.953	15.60	.614	12.00	.472	74.10	2.917	0.3	.012	5.80	.228	COROMANT
6.00	.236	39.00	1.535	6	835.T-0600-A1-MF	★	6.00	.236	75.00	2.953	15.60	.614	12.00	.472	74.10	2.917	0.3	.012	5.80	.228	COROMANT
6.02	.237	39.00	1.535	6	835.T-0602-A1-MF	★	6.00	.236	75.00	2.953	15.60	.614	12.00	.472	74.10	2.917	0.3	.012	5.80	.228	COROMANT
6.50	.256	64.00	2.520	8	835.T-0650-A1-MF	★	8.00	.315	100.00	3.937	20.80	.819	16.00	.630	99.02	3.898	0.3	.012	6.30	.248	COROMANT
7.00	.276	64.00	2.520	8	835.T-0700-A1-MF	★	8.00	.315	100.00	3.937	20.80	.819	16.00	.630	98.95	3.896	0.3	.012	6.80	.268	COROMANT
7.50	.295	64.00	2.520	8	835.T-0750-A1-MF	★	8.00	.315	100.00	3.937	20.80	.819	16.00	.630	98.87	3.893	0.3	.012	7.30	.287	COROMANT
8.00	.315	64.00	2.520	8	835.T-0800-A1-MF	★	8.00	.315	100.00	3.937	20.80	.819	16.00	.630	98.80	3.890	0.3	.012	7.80	.307	COROMANT
8.02	.316	64.00	2.520	8	835.T-0802-A1-MF	★	8.00	.315	100.00	3.937	20.80	.819	16.00	.630	98.79	3.889	0.3	.012	7.80	.307	COROMANT
8.50	.335	60.00	2.362	10	835.T-0850-A1-MF	★	10.00	.394	100.00	3.937	26.00	1.024	20.00	.787	98.72	3.887	0.3	.012	8.30	.327	COROMANT
9.00	.354	60.00	2.362	10	835.T-0900-A1-MF	★	10.00	.394	100.00	3.937	26.00	1.024	20.00	.787	98.65	3.884	0.3	.012	8.80	.346	COROMANT
9.50	.374	80.00	3.150	10	835.T-0950-A1-MF	★	10.00	.394	120.00	4.724	26.00	1.024	20.00	.787	118.57	4.668	0.3	.012	9.30	.366	COROMANT
10.00	.394	80.00	3.150	10	835.T-1000-A1-MF	★	10.00	.394	120.00	4.724	26.00	1.024	20.00	.787	118.50	4.665	0.3	.012	9.80	.386	COROMANT
10.01	.394	80.00	3.150	10	835.T-1001-A1-MF	★	10.00	.394	120.00	4.724	26.00	1.024	20.00	.787	118.50	4.665	0.3	.012	9.80	.386	COROMANT
10.50	.413	75.00	2.953	12	835.T-1050-A1-MF	★	12.00	.472	120.00	4.724	26.00	1.024	20.00	.787	118.42	4.662	0.3	.012	10.30	.406	COROMANT
12.00	.472	75.00	2.953	12	835.T-1200-A1-MF	★	12.00	.472	120.00	4.724	26.00	1.024	20.00	.787	118.20	4.654	0.3	.012	11.80	.465	COROMANT
14.00	.551	85.00	3.346	14	835.T-1400-A1-MF	★	14.00	.551	130.00	5.118	28.60	1.126	22.00	.866	127.90	5.035	0.3	.012	13.80	.543	COROMANT
15.00	.591	82.00	3.228	16	835.T-1500-A1-MF	★	16.00	.630	130.00	5.118	28.60	1.126	22.00	.866	127.75	5.030	0.3	.012	14.80	.583	COROMANT
16.00	.630	102.00	4.016	16	835.T-1600-A1-MF	★	16.00	.630	150.00	5.906	32.50	1.280	25.00	.984	147.60	5.811	0.3	.012	15.80	.622	COROMANT

Diametri interi, tolleranza foro H7

I diametri centesimali producono una tolleranza foro più stretta di +0.004 mm

D22 E9 E28 E14

CoroReamer™ 830

Utensile con testina intercambiabile a elevati avanzamenti per fori passanti

Applicazione

- Per tutti i segmenti industriali (lavorazione generale, stampi e matrici, industria automobilistica, generazione di energia ed elettricità, ecc.)
- Disponibile con scanalatura elicoidale per fori passanti e con scanalatura diritta per fori ciechi
- Tolleranza ottenibile del foro: H7
- Pressione del refrigerante di 20 bar

Campi di applicazioni ISO:

P K

Vantaggi e caratteristiche

- Elevata finitura superficiale e sicurezza operativa
- Elevata velocità di avanzamento
- Sostituzione della testina semplice e rapida con elevata precisione < 3 µm (120 µpoll.)
- Efficace evacuazione truciolo, grazie al direzionamento del fluido da taglio direttamente sui taglienti
- Tolleranza ottenibile del foro: H7
- Inserti brasati cermet in qualità P10R
- Opzioni a stelo lungo e stelo corto
- Cambio testina

www.sandvik.coromant.com/cororeamer830

Testina in metallo duro integrale CoroReamer™ 830 per alesatura

Per acciaio e ghisa

Adduzione interna di refrigerante

TCHA H7

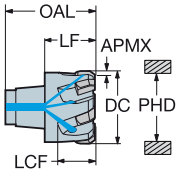

P K

				Dimensioni in mm e pollici													
DC	DC"	CZC_{MS}	**Codice di ordinazione**	$DCON_{MS}$	$DCON_{MS}$"	OAL	OAL"	LCF	LCF"	L	L"	LF	LF"	APMX	APMX"	PHD	PHD"	BSG
19.00	.748	S12	**830A-E06D1900H7S12**	12.00	.472	25.85	1.018	10.83	.426	6.00	.236	14.50	.571	0.3	.012	18.80	.740	COROMANT
19.05	.750	S12	**830A-E06D1905H7S12**	12.00	.472	25.85	1.018	10.83	.426	6.00	.236	14.50	.571	0.3	.012	18.83	.741	COROMANT
20.00	.787	S12	**830A-E06D2000H7S12**	12.00	.472	25.85	1.018	10.83	.426	6.00	.236	14.50	.571	0.3	.012	19.80	.780	COROMANT
21.00	.827	S12	**830A-E06D2100H7S12**	12.00	.472	25.85	1.018	10.83	.426	6.00	.236	14.50	.571	0.3	.012	20.80	.819	COROMANT
22.00	.866	S14	**830A-E06D2200H7S14**	14.00	.551	27.85	1.096	13.05	.514	6.00	.236	15.50	.610	0.3	.012	21.80	.858	COROMANT
23.00	.906	S14	**830A-E06D2300H7S14**	14.00	.551	27.85	1.096	13.05	.514	6.00	.236	15.50	.610	0.3	.012	22.80	.898	COROMANT
24.00	.945	S16	**830A-E06D2400H7S16**	16.00	.630	29.85	1.175	13.05	.514	6.00	.236	16.00	.630	0.3	.012	23.80	.937	COROMANT
25.00	.984	S16	**830A-E06D2500H7S16**	16.00	.630	29.85	1.175	13.05	.514	6.00	.236	16.00	.630	0.3	.012	24.80	.976	COROMANT
25.40	1.000	S16	**830A-E06D2540H7S16**	16.00	.630	29.85	1.175	13.05	.514	6.00	.236	16.00	.630	0.3	.012	25.20	.992	COROMANT
26.00	1.024	S16	**830A-E06D2600H7S16**	16.00	.630	29.85	1.175	13.05	.514	6.00	.236	16.00	.630	0.3	.012	25.80	1.016	COROMANT
27.00	1.063	S16	**830A-E06D2700H7S16**	16.00	.630	29.85	1.175	13.05	.514	6.00	.236	16.00	.630	0.3	.012	26.80	1.055	COROMANT
28.00	1.102	S16	**830A-E06D2800H7S16**	16.00	.630	29.85	1.175	13.05	.514	6.00	.236	16.00	.630	0.3	.012	27.80	1.094	COROMANT
29.00	1.142	S16	**830A-E06D2900H7S16**	16.00	.630	29.85	1.175	13.05	.514	6.00	.236	16.00	.630	0.3	.012	28.80	1.134	COROMANT
30.00	1.181	S20	**830A-E06D3000H7S20**	20.00	.787	31.85	1.254	13.22	.520	6.00	.236	17.00	.669	0.3	.012	29.80	1.173	COROMANT
31.75	1.250	S20	**830A-E06D3175H7S20**	20.00	.787	31.85	1.254	13.22	.520	6.00	.236	17.00	.669	0.3	.012	31.60	1.244	COROMANT

TCHA H7

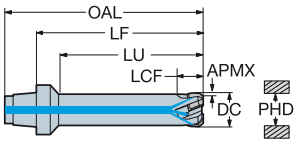

P K

					Dimensioni in mm e pollici														
DC	DC"	LU	LU"	CZC_{MS}	**Codice di ordinazione**	$DCON_{MS}$	$DCON_{MS}$"	OAL	OAL"	LCF	LCF"	L	L"	LF	LF"	APMX	APMX"	PHD	PHD"	BSG
10.00	.394	45.00	1.772	S12	**830B-E06D1000H7S12**	12.00	.472	71.35	2.809	9.99	.393	6.00	.236	60.00	2.362	0.3	.012	9.80	.386	COROMANT
11.00	.433	45.00	1.772	S12	**830B-E06D1100H7S12**	12.00	.472	71.35	2.809	10.00	.394	6.00	.236	60.00	2.362	0.3	.012	10.80	.425	COROMANT
12.00	.472	45.00	1.772	S12	**830B-E06D1200H7S12**	12.00	.472	71.35	2.809	9.99	.393	6.00	.236	60.00	2.362	0.3	.012	11.80	.465	COROMANT
13.00	.512	45.00	1.772	S12	**830B-E06D1300H7S12**	12.00	.472	71.35	2.809	10.01	.394	6.00	.236	60.00	2.362	0.3	.012	12.80	.504	COROMANT
14.00	.551	45.00	1.772	S12	**830B-E06D1400H7S12**	12.00	.472	71.35	2.809	10.01	.394	6.00	.236	60.00	2.362	0.3	.012	13.80	.543	COROMANT
15.00	.591	45.00	1.772	S12	**830B-E06D1500H7S12**	12.00	.472	71.35	2.809	10.01	.394	6.00	.236	60.00	2.362	0.3	.012	14.80	.583	COROMANT
16.00	.630	45.00	1.772	S12	**830B-E06D1600H7S12**	12.00	.472	71.35	2.809	10.01	.394	6.00	.236	60.00	2.362	0.3	.012	15.80	.622	COROMANT
17.00	.669	45.00	1.772	S12	**830B-E06D1700H7S12**	12.00	.472	71.35	2.809	10.01	.394	6.00	.236	60.00	2.362	0.3	.012	16.80	.661	COROMANT
18.00	.709	45.00	1.772	S12	**830B-E06D1800H7S12**	12.00	.472	71.35	2.809	10.01	.394	6.00	.236	60.00	2.362	0.3	.012	17.80	.701	COROMANT

Diametri interi, tolleranza foro H7

I diametri centesimali producono una tolleranza foro più stretta di +0.004 mm

D18 E9 E28

Stelo cilindrico per adattatore CoroReamer™ 830

Adduzione interna di refrigerante

DSGN 1

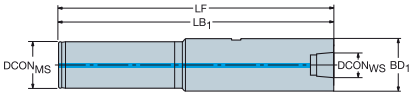

2

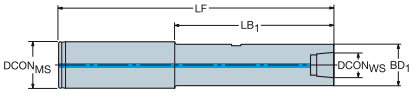

						Dimensioni in mm e pollici								BAR PSI	NM	KG	
CZC_{MS}	CZC_{WS}	CNSC	CXSC	DSGN	**Codice di ordinazione**	$DCON_{MS}$	$DCON_{WS}$	LSC	LF	LB_1	LB_2	BD_1	BD_2				RPMX
20.0	S12	1	1	2	**830-S12A20035F**	20.0	12.0	50	85.0	35.0	85.0	17.8	20.0	100	7.0	0.23	50000
						.787	.472	1.969	3.346	1.378	3.346	.701	.787	1450			
	S12	1	1	2	**830-S12A20069F**	20.0	12.0	50	118.5	68.5	118.5	17.8	20.0	100	7.0	0.29	50000
						.787	.472	1.969	4.665	2.697	4.665	.701	.787	1450			
	S12	1	1	2	**830-S12A20130F**	20.0	12.0	50	179.5	129.5	179.5	17.8	20.0	100	7.0	0.40	50000
						.787	.472	1.969	7.067	5.098	7.067	.701	.787	1450			
	S14	1	1	1	**830-S14A20070F**	20.0	14.0	50	119.5	119.5		20.5		100	7.0	0.31	50000
						.787	.551	1.969	4.705	4.705		.807		1450			
	S14	1	1	1	**830-S14A20131F**	20.0	14.0	50	180.5	180.5		20.5		100	7.0	0.44	50000
						.787	.551	1.969	7.106	7.106		.807		1450			
25.0	S16	1	1	2	**830-S16A25090F**	25.0	16.0	60	150.0	90.0	150.0	23.2	25.0	100	12.0	0.55	50000
						.984	.630	2.362	5.906	3.543	5.906	.913	.984	1450			
	S16	1	1	2	**830-S16A25151F**	25.0	16.0	60	211.0	151.0	211.0	23.2	25.0	100	12.0	0.70	50000
						.984	.630	2.362	8.307	5.945	8.307	.913	.984	1450			
	S20	1	1	1	**830-S20A25089F**	25.0	20.0	60	149.0	149.0		29.3		100	12.0	0.64	50000
						.984	.787	2.362	5.866	5.866		1.154		1450			
	S20	1	1	1	**830-S20A25150F**	25.0	20.0	60	210.0	210.0		29.3		100	12.0	1.03	50000
						.984	.787	2.362	8.268	8.268		1.154		1450			

Accessori

Per diametro alesatore		Chiave per testina (mm)	Bussola di arresto con adduzione interna di refrigerante	Bussola di arresto senza adduzione interna di refrigerante
mm	pollici			
10-19.05	.750-709	3021 010-040 (4.0)	5519 107-01	5519 106-01
20-23	.787-906	3021 010-040 (4.0)	–	5519 106-01
24-31.75	.945-1.250	3021 010-050 (5.0)	–	5519 106-02

Gli accessori devono essere ordinati separatamente.

E9 E28

Dati di taglio per CoroReamer™ 435

Valori in millimetri

CoroReamer™ 435 -XF					Ø mm					
ISO	Codice MC	Materiale	N/mm²	Dati applicativi	< 5.00	5.00 - 6.20	6.20 - 8.00	8.00 - 12.00	12.00 - 16.00	16.00 - 20.00
P		**Acciaio non legato**								
				v_c m/min				30		
	P1.1.Z.AN	C=0.10-0.25%	428	f_n mm/giro	0.15	0.18	0.20	0.20	0.30	0.30
				Sovrametallo	0.10	0.10	0.20	0.20	0.20	0.30
				v_c m/min				30		
	P1..Z.AN	Bonificato	639	f_n mm/giro	0.15	0.18	0.20	0.20	0.30	0.30
				Sovrametallo	0.10	0.10	0.20	0.20	0.20	0.30
				v_c m/min				30		
	P1.2.Z.AN	C=0.25-0.55%	639	f_n mm/giro	0.15	0.18	0.20	0.20	0.30	0.30
				Sovrametallo	0.10	0.10	0.20	0.20	0.20	0.30
				v_c m/min				30		
	P1.2.Z.HT		708	f_n mm/giro	0.15	0.18	0.20	0.20	0.30	0.30
				Sovrametallo	0.10	0.10	0.20	0.20	0.20	0.30
				v_c m/min				30		
	P1.3.Z.AN	C = 0.55–0.80%	639	f_n mm/giro	0.15	0.18	0.20	0.20	0.30	0.30
				Sovrametallo	0.10	0.10	0.20	0.20	0.20	0.30
				v_c m/min				20		
	P1.3.Z.HT		991	f_n mm/giro	0.15	0.18	0.20	0.20	0.30	0.30
				Sovrametallo	0.10	0.10	0.20	0.20	0.20	0.30
		Acciaio debolmente legato								
				v_c m/min				30		
	P2.1.Z.AN	Non trattato	591	f_n mm/giro	0.15	0.18	0.20	0.20	0.30	0.30
				Sovrametallo	0.10	0.10	0.20	0.20	0.20	0.30
				v_c m/min				20		
	P2.2.Z.AN	Ricotto	811	f_n mm/giro	0.15	0.18	0.20	0.20	0.30	0.30
				Sovrametallo	0.10	0.10	0.20	0.20	0.20	0.30
				v_c m/min				20		
	P2.3.Z.AN		867	f_n mm/giro	0.15	0.18	0.20	0.20	0.30	0.30
				Sovrametallo	0.10	0.10	0.20	0.20	0.20	0.30
				v_c m/min				15		
	P2.5.Z.HT	Bonificato	961	f_n mm/giro	0.15	0.18	0.20	0.20	0.30	0.30
				Sovrametallo	0.10	0.10	0.20	0.20	0.20	0.30
		Getti di acciaio								
				v_c m/min				30		
	P1.5.C.UT	Non legato	503	f_n mm/giro	0.15	0.18	0.20	0.20	0.30	0.30
				Sovrametallo	0.10	0.10	0.20	0.20	0.20	0.30
				v_c m/min				20		
	P2.6.C.UT	Debolmente legato (elementi leganti ≤ 5%)	674	f_n mm/giro	0.15	0.18	0.20	0.20	0.30	0.30
				Sovrametallo	0.10	0.10	0.20	0.20	0.20	0.30
		Acciaio fortemente legato								
				v_c m/min				20		
	P3.0.Z.AN	Ricotto	674	f_n mm/giro	0.15	0.18	0.20	0.20	0.30	0.30
				Sovrametallo	0.10	0.10	0.20	0.20	0.20	0.30
				v_c m/min				15		
	P3.0.Z.HT		1282	f_n mm/giro	0.15	0.18	0.20	0.20	0.30	0.30
				Sovrametallo	0.10	0.10	0.20	0.20	0.20	0.30
				v_c m/min				20		
	P3.1.Z.AN	HSS ricotto	839	f_n mm/giro	0.15	0.18	0.20	0.20	0.30	0.30
				Sovrametallo	0.10	0.10	0.20	0.20	0.20	0.30
				v_c m/min				15		
	P5.0.Z.HT		1114	f_n mm/giro	0.15	0.18	0.20	0.20	0.30	0.30
				Sovrametallo	0.10	0.10	0.20	0.20	0.20	0.30
				v_c m/min				30		
	P5.0.Z.PH		503	f_n mm/giro	0.15	0.18	0.20	0.20	0.30	0.30
				Sovrametallo	0.10	0.10	0.20	0.20	0.20	0.30

Dati di taglio per CoroReamer™ 435

Valori in pollici

CoroReamer™ 435 -XF					Ø pollici					
ISO	Codice MC	Materiale	N/mm²	Dati applicativi	< .197	.197 - .244	.244 - .315	.315 - .472	.472 - .630	.630 - .787
P		**Acciaio non legato**								
				v_c piedi/min				98		
	P1.1.Z.AN	C=0.10-0.25%	428	f_n poll./giro	.006	.007	.008	.008	.012	.012
				Sovrametallo	.004	.004	.008	.008	.008	.012
				v_c piedi/min				98		
	P.1..Z.AN	Bonificato	639	f_n poll./giro	.006	.007	.008	.008	.012	.012
				Sovrametallo	.004	.004	.008	.008	.008	.012
				v_c piedi/min				98		
	P1.2.Z.AN	C=0.25-0.55%	639	f_n poll./giro	.006	.007	.008	.008	.012	.012
				Sovrametallo	.004	.004	.008	.008	.008	.012
				v_c piedi/min				98		
	P1.2.Z.HT		708	f_n poll./giro	.006	.007	.008	.008	.012	.012
				Sovrametallo	.004	.004	.008	.008	.008	.012
				v_c piedi/min				98		
	P1.3.Z.AN	C = 0.55–0.80%	639	f_n poll./giro	.006	.007	.008	.008	.012	.012
				Sovrametallo	.004	.004	.008	.008	.008	.012
				v_c piedi/min				66		
	P1.3.Z.HT		991	f_n poll./giro	.006	.007	.008	.008	.012	.012
				Sovrametallo	.004	.004	.008	.008	.008	.012
		Acciaio debolmente legato								
				v_c piedi/min				98		
	P2.1.Z.AN	Non trattato	591	f_n poll./giro	.006	.007	.008	.008	.012	.012
				Sovrametallo	.004	.004	.008	.008	.008	.012
				v_c piedi/min				66		
	P2.2.Z.AN	Ricotto	811	f_n poll./giro	.006	.007	.008	.008	.012	.012
				Sovrametallo	.004	.004	.008	.008	.008	.012
				v_c piedi/min				66		
	P2.3.Z.AN		867	f_n poll./giro	.006	.007	.008	.008	.012	.012
				Sovrametallo	.004	.004	.008	.008	.008	.012
				v_c piedi/min				49		
	P2.5.Z.HT	Bonificato	961	f_n poll./giro	.006	.007	.008	.008	.012	.012
				Sovrametallo	.004	.004	.008	.008	.008	.012
		Getti di acciaio								
				v_c piedi/min				98		
	P1.5.C.UT	Non legato	503	f_n poll./giro	.006	.007	.008	.008	.012	.012
				Sovrametallo	.004	.004	.008	.008	.008	.012
				v_c piedi/min				66		
	P2.6.C.UT	Debolmente legato (elementi leganti ≤ 5%)	674	f_n poll./giro	.006	.007	.008	.008	.012	.012
				Sovrametallo	.004	.004	.008	.008	.008	.012
		Acciaio fortemente legato								
				v_c piedi/min				66		
	P3.0.Z.AN	Ricotto	674	f_n poll./giro	.006	.007	.008	.008	.012	.012
				Sovrametallo	.004	.004	.008	.008	.008	.012
				v_c piedi/min				49		
	P3.0.Z.HT		1282	f_n poll./giro	.006	.007	.008	.008	.012	.012
				Sovrametallo	.004	.004	.008	.008	.008	.012
				v_c piedi/min				66		
	P3.1.Z.AN	HSS ricotto	839	f_n poll./giro	.006	.007	.008	.008	.012	.012
				Sovrametallo	.004	.004	.008	.008	.008	.012
				v_c piedi/min				49		
	P5.0.Z.HT		1114	f_n poll./giro	.006	.007	.008	.008	.012	.012
				Sovrametallo	.004	.004	.008	.008	.008	.012
				v_c piedi/min				98		
	P5.0.Z.PH		503	f_n poll./giro	.006	.007	.008	.008	.012	.012
				Sovrametallo	.004	.004	.008	.008	.008	.012

Dati di taglio per CoroReamer™ 435

Valori in millimetri

CoroReamer™ 435 -XF					Ø mm					
ISO	Codice MC	Materiale	N/mm²	Dati applicativi	< 5.00	5.00 - 6.20	6.20 - 8.00	8.00 - 12.00	12.00 - 16.00	16.00 - 20.00
K		**Ghisa malleabile**								
				v_c m/min				30		
	K1.1.C.NS	Ferritica/Perlitica	428	f_n mm/giro	0.15	0.18	0.20	0.20	0.25	0.30
				Sovrametallo	0.10	0.10	0.20	0.20	0.20	0.30
		Ghisa grigia								
				v_c m/min				30		
	K2.1.C.UT	Bassa resistenza	639	f_n mm/giro	0.15	0.18	0.20	0.20	0.25	0.30
				Sovrametallo	0.10	0.10	0.20	0.20	0.20	0.30
				v_c m/min				30		
	K2.2.C.UT	Alta resistenza	639	f_n mm/giro	0.15	0.18	0.20	0.20	0.25	0.30
				Sovrametallo	0.10	0.10	0.20	0.20	0.20	0.30
				v_c m/min				30		
	K2.3.C.UT		708	f_n mm/giro	0.15	0.18	0.20	0.20	0.25	0.30
				Sovrametallo	0.10	0.10	0.20	0.20	0.20	0.30
		Ghisa nodulare								
				v_c m/min				20		
	K3.1.C.UT	Ferritica	639	f_n mm/giro	0.15	0.18	0.20	0.20	0.25	0.30
				Sovrametallo	0.10	0.10	0.20	0.20	0.20	0.30
				v_c m/min				20		
	K3.2.C.UT	Perlitica	991	f_n mm/giro	0.15	0.18	0.20	0.20	0.25	0.30
				Sovrametallo	0.10	0.10	0.20	0.20	0.20	0.30
				v_c m/min				20		
	K3.3.C.UT	Perlitica	503	f_n mm/giro	0.15	0.18	0.20	0.20	0.25	0.30
				Sovrametallo	0.10	0.10	0.20	0.20	0.20	0.30
				v_c m/min				20		
	K3.5.C.UT		591	f_n mm/giro	0.15	0.18	0.20	0.20	0.25	0.30
				Sovrametallo	0.10	0.10	0.20	0.20	0.20	0.30
N		**Leghe di alluminio**								
				v_c m/min				50		
	N1.2.Z.UT	Stampate o stampate e trafilate a freddo, non invecchiate	400	f_n mm/giro	0.15	0.18	0.20	0.20	0.25	0.30
				Sovrametallo	0.10	0.10	0.15	0.20	0.20	0.30
				v_c m/min				50		
	N1.2.Z.AG	Stampate o stampate ed invecchiate	650	f_n mm/giro	0.15	0.18	0.20	0.20	0.25	0.30
				Sovrametallo	0.10	0.10	0.15	0.20	0.20	0.30
				v_c m/min				50		
	N1.3.C.UT	Fuse, non invecchiate	600	f_n mm/giro	0.15	0.18	0.20	0.20	0.25	0.30
				Sovrametallo	0.10	0.10	0.15	0.20	0.20	0.30
				v_c m/min				50		
	N1.3.C.AG	Fuse o fuse ed invecchiate	700	f_n mm/giro	0.15	0.18	0.20	0.20	0.25	0.30
				Sovrametallo	0.10	0.10	0.15	0.20	0.20	0.30
				v_c m/min				30		
	N1.4.C.NS	Leghe fuse AlSi, Si ≥ 13%	700	f_n mm/giro	0.15	0.15	0.15	0.20	0.20	0.30
				Sovrametallo	0.10	0.10	0.20	0.20	0.20	0.30
		Leghe a base di rame								
				v_c m/min				50		
	N3.3.U.UT	Leghe a base di rame a lavorabilità migliorata (Pb>1%)	550	f_n mm/giro	0.15	0.18	0.20	0.20	0.25	0.30
				Sovrametallo	0.10	0.10	0.15	0.20	0.20	0.30
				v_c m/min				50		
	N3.1.U.UT	Leghe di rame senza piombo (incl. rame elettrolitico)	1350	f_n mm/giro	0.15	0.18	0.20	0.20	0.25	0.30
				Sovrametallo	0.10	0.10	0.15	0.20	0.20	0.30
O		**Plastiche**								
				v_c m/min				40		
				f_n mm/giro	0.15	0.15	0.15	0.35	0.35	0.40
				Sovrametallo	0.15	0.15	0.20	0.20	0.20	0.30

Dati di taglio per CoroReamer™ 435

Valori in pollici

CoroReamer™ 435 -XF					Ø pollici					
ISO	Codice MC	Materiale	N/mm²	Dati applicativi	< .197	.197 - .244	.244 - .315	.315 - .472	.472 - .630	.630 - .787
K		**Ghisa malleabile**								
				v_c piedi/min	98					
	K1.1.C.NS	Ferritica/Perlitica	428	f_n poll./giro	.006	.007	.008	.008	.010	.012
				Sovrametallo	.004	.004	.008	.008	.008	.012
		Ghisa grigia								
				v_c piedi/min	98					
	K2.1.C.UT	Bassa resistenza	639	f_n poll./giro	.006	.007	.008	.008	.010	.012
				Sovrametallo	.004		.008	.008	.008	.012
				v_c piedi/min	98					
	K2.2.C.UT	Alta resistenza	639	f_n poll./giro	.006	.007	.008	.008	.010	.012
				Sovrametallo	.004	.004	.008	.008	.008	.012
				v_c piedi/min	98					
	K2.3.C.UT		708	f_n poll./giro	.006	.007	.008	.008	.010	.012
				Sovrametallo	.004	.004	.008	.008	.008	.012
		Ghisa nodulare								
				v_c piedi/min	66					
	K3.1.C.UT	Ferritica	639	f_n poll./giro	.006	.007	.008	.008	.010	.012
				Sovrametallo	.004	.004	.008	.008	.008	.012
				v_c piedi/min	66					
	K3.2.C.UT	Perlitica	991	f_n poll./giro	.006	.007	.008	.008	.010	.012
				Sovrametallo	.004	.004	.008	.008	.008	.012
				v_c piedi/min	66					
	K3.3.C.UT	Perlitica	503	f_n poll./giro	.006	.007	.008	.008	.010	.012
				Sovrametallo	.004	.004	.008	.008	.008	.012
				v_c piedi/min	66					
	K3.5.C.UT		591	f_n poll./giro	.006	.007	.008	.008	.010	.012
				Sovrametallo	.004	.004	.008	.008	.008	.012
N		**Leghe di alluminio**								
				v_c piedi/min	164					
	N1.2.Z.UT	Stampate o stampate e trafilate a freddo, non invecchiate	400	f_n poll./giro	.006	.007	.008	.008	.010	.012
				Sovrametallo	.004	.004	.006	.008	.008	.012
				v_c piedi/min	164					
	N1.2.Z.AG	Stampate o stampate ed invecchiate	650	f_n poll./giro	.006	.007	.008	.008	.010	.012
				Sovrametallo	.004	.004	.006	.008	.008	.012
				v_c piedi/min	164					
	N1.3.C.UT	Fuse, non invecchiate	600	f_n poll./giro	.006	.007	.008	.008	.010	.012
				Sovrametallo	.004	.004	.006	.008	.008	.012
				v_c piedi/min	164					
	N1.3.C.AG	Fuse o fuse ed invecchiate	700	f_n poll./giro	.006	.007	.008	.008	.010	.012
				Sovrametallo	.004	.004	.006	.008	.008	.012
				v_c piedi/min	98					
	N1.4.C.NS	Leghe fuse AlSi, Si ≥ 13%	700	f_n poll./giro	.006	.006	.006	.008	.008	.012
				Sovrametallo	.004	.004	.008	.008	.008	.012
		Leghe a base di rame								
				v_c piedi/min	164					
	N3.3.U.UT	Leghe a base di rame a lavorabilità migliorata (Pb>1%)	550	f_n poll./giro	.006	.007	.008	.008	.010	.012
				Sovrametallo	.004	.004	.006	.008	.008	.012
				v_c piedi/min	164					
	N3.1.U.UT	Leghe di rame senza piombo (incl. rame elettrolitico)	1350	f_n poll./giro	.006	.007	.008	.008	.010	.012
					.004	.004	.006	.008	.008	.012
				Sovrametallo						
O		**Plastiche**								
				v_c piedi/min	131					
				f_n poll./giro	.006	.006	.006	.014	.014	.016
				Sovrametallo	.006	.006	.008	.008	.008	.012

Dati di taglio per Alesatore 830

Valori in millimetri

ISO	CMC	Materiale	Durezza Brinell HB	Qualità	Velocità di taglio V_c m/min	Avanzamento f_z mm/inserto	Profondità di taglio radiale a_p mm
P		**Acciaio non legato**					
	01.1	Non trattato C 0.10-0.25%	90-200		150-200	0.15-0.25	
	01.2	Non trattato C 0.25-0.55%	125-225	P10R	150-200	0.15-0.25	0.1-0.3
	01.3	Non trattato C 0.55-0.80%	150-225		140-180	0.15-0.25	
	01.4	Acciaio per utensili al carbonio e ad alto tenore di carbonio	180-225		140-180	0.15-0.25	
		Acciaio debolmente legato					
	02.1	Non trattato	150-260	P10R	110-180	0.15-0.25	0.1-0.3
	02.2	Trattato	220-400		70-130	0.10-0.20	
		Getti di acciaio					
	06.1	Non legato	90-225	P10R	140-180	0.15-0.25	0.1-0.3
	06.2	Debolmente legato	150-250		100-150	0.15-0.25	
K		**Ghisa malleabile**					
	07.2	Perlitica	150-270	P10R	150-200	0.15-0.25	0.1-0.3
		Ghisa nodulare					
	09.2	Perlitica	200-300	P10R	110-190	0.15-0.25	0.1-0.3

Valori in pollici

ISO	CMC	Materiale	Durezza Brinell HB	Qualità	Velocità di taglio V_c piedi/min	Avanzamento f_z pollici/inserto	Profondità di taglio radiale a_p pollici
P		**Acciaio non legato**					
	01.1	Non trattato C 0.10-0.25%	90-200		490-650	.006-.010	
	01.2	Non trattato C 0.25-0.55%	125-225	P10R	490-650	.006-.010	.004-.012
	01.3	Non trattato C 0.55-0.80%	150-225		460-590	.006-.010	
	01.4	Acciaio per utensili al carbonio e ad alto tenore di carbonio	180-225		460-590	.006-.010	
		Acciaio debolmente legato					
	02.1	Non trattato	150-260	P10R	360-590	.006-.010	.004-.012
	02.2	Temprato	220-400		230-425	.004-.008	
		Getti di acciaio					
	06.1	Non legato	90-225	P10R	460-590	.006-.010	.004-.012
	06.2	Debolmente legato	150-250		330-490	.006-.010	
K		**Ghisa malleabile**					
	07.2	Perlitica	150-270	P10R	490-650	.006-.010	.004-.012
		Ghisa nodulare					
	09.2	Perlitica	200-300	P10R	360-620	.006-.010	.004-.012

Dati di taglio per CoroReamer™ 835

Valori in millimetri

CoroReamer™ 835 -PF					Ø mm					
ISO	Codice MC	Materiale	N/mm²	Dati applicativi	< 5.00	5.00 - 6.20	6.20 - 8.00	8.00 - 12.00	12.00 - 16.00	16.00 - 20.00
P		**Acciaio non legato**								
				v_c m/min				180		
	P1.1.Z.AN	C=0.10-0.25%	428	f_n mm/giro	0.20	0.30	0.50	0.80	1.10	1.50
				Sovrametallo	0.10	0.10	0.10	0.15	0.20	0.20
				v_c m/min				180		
	P.1..Z.AN	Bonificato	639	f_n mm/giro	0.20	0.30	0.50	0.80	1.10	1.50
				Sovrametallo	0.10	0.10	0.10	0.15	0.20	0.20
				v_c m/min				180		
	P1.2.Z.AN	C=0.25-0.55%	639	f_n mm/giro	0.20	0.30	0.50	0.80	1.10	1.50
				Sovrametallo	0.10	0.10	0.10	0.15	0.20	0.20
				v_c m/min				180		
	P1.2.Z.HT		708	f_n mm/giro	0.20	0.30	0.50	0.80	1.10	1.50
				Sovrametallo	0.10	0.10	0.10	0.15	0.20	0.20
				v_c m/min				180		
	P1.3.Z.AN	C = 0.55–0.80%	639	f_n mm/giro	0.20	0.30	0.50	0.80	1.10	1.50
				Sovrametallo	0.10	0.10	0.10	0.15	0.20	0.20
				v_c m/min				140		
	P1.3.Z.HT		991	f_n mm/giro	0.20	0.30	0.50	0.80	1.10	1.50
				Sovrametallo	0.10	0.10	0.10	0.15	0.20	0.20
		Acciaio debolmente legato								
				v_c m/min				180		
	P2.1.Z.AN	Non trattato	591	f_n mm/giro	0.20	0.30	0.50	0.80	1.10	1.50
				Sovrametallo	0.10	0.10	0.10	0.15	0.20	0.20
				v_c m/min				180		
	P2.2.Z.AN	Ricotto	811	f_n mm/giro	0.20	0.30	0.50	0.80	1.10	1.50
				Sovrametallo	0.10	0.10	0.10	0.15	0.20	0.20
				v_c m/min				140		
	P2.3.Z.AN		867	f_n mm/giro	0.20	0.30	0.50	0.80	1.10	1.50
				Sovrametallo	0.10	0.10	0.10	0.15	0.20	0.20
				v_c m/min				140		
	P2.5.Z.HT	Bonificato	961	f_n mm/giro	0.20	0.30	0.50	0.80	1.10	1.50
				Sovrametallo	0.10	0.10	0.10	0.15	0.20	0.20
		Getti di acciaio								
				v_c m/min				180		
	P1.5.C.UT	Non legato	503	f_n mm/giro	0.20	0.30	0.50	0.80	1.10	1.50
				Sovrametallo	0.10	0.10	0.10	0.15	0.20	0.20
				v_c m/min				180		
	P2.6.C.UT	Debolmente legato (elementi leganti ≤ 5%)	674	f_n mm/giro	0.20	0.30	0.50	0.80	1.10	1.50
				Sovrametallo	0.10	0.10	0.10	0.15	0.20	0.20
		Acciaio fortemente legato								
				v_c m/min				180		
	P3.0.Z.AN	Ricotto	674	f_n mm/giro	0.20	0.30	0.50	0.80	1.10	1.50
				Sovrametallo	0.10	0.10	0.10	0.15	0.20	0.20
				v_c m/min				140		
	P3.0.Z.HT		1282	f_n mm/giro	0.20	0.30	0.50	0.80	1.10	1.50
				Sovrametallo	0.10	0.10	0.10	0.15	0.20	0.20
				v_c m/min				180		
	P3.1.Z.AN	HSS ricotto	839	f_n mm/giro	0.20	0.30	0.50	0.80	1.10	1.50
				Sovrametallo	0.10	0.10	0.10	0.15	0.20	0.20
				v_c m/min				140		
	P5.0.Z.HT		1114	f_n mm/giro	0.20	0.30	0.50	0.80	1.10	1.50
				Sovrametallo	0.10	0.10	0.10	0.15	0.20	0.20

Dati di taglio per CoroReamer™ 835

Valori in pollici

CoroReamer™ 835 -PF					Ø pollici					
ISO	**Codice MC**	**Materiale**	**N/mm²**	**Dati applicativi**	< .197	.197 - .244	.244 - .315	.315 - .472	.472 - .630	.630 - .787
P		**Acciaio non legato**								
				v_c piedi/min				591		
	P1.1.Z.AN	C=0.10-0.25%	428	f_n poll./giro	.008	.012	.020	.031	.043	.059
				Sovrametallo	.004	.004	.004	.006	.008	.008
				v_c piedi/min				591		
	P1..Z.AN	Bonificato	639	f_n poll./giro	.008	.012	.020	.031	.043	.059
				Sovrametallo	.004	.004	.004	.006	.008	.008
				v_c piedi/min				591		
	P1.2.Z.AN	C=0.25-0.55%	639	f_n poll./giro	.008	.012	.020	.031	.043	.059
				Sovrametallo	.004	.004	.004	.006	.008	.008
				v_c piedi/min				591		
	P1.2.Z.HT		708	f_n poll./giro	.008	.012	.020	.031	.043	.059
				Sovrametallo	.004	.004	.004	.006	.008	.008
				v_c piedi/min				591		
	P1.3.Z.AN	C = 0.55–0.80%	639	f_n poll./giro	.008	.012	.020	.031	.043	.059
				Sovrametallo	.004	.004	.004	.006	.008	.008
				v_c piedi/min				459		
	P1.3.Z.HT		991	f_n poll./giro	.008	.012	.020	.031	.043	.059
				Sovrametallo	.004	.004	.004	.006	.008	.008
		Acciaio debolmente legato								
				v_c piedi/min				591		
	P2.1.Z.AN	Non trattato	591	f_n poll./giro	.008	.012	.020	.031	.043	.059
				Sovrametallo	.004	.004	.004	.006	.008	.008
				v_c piedi/min				591		
	P2.2.Z.AN	Ricotto	811	f_n poll./giro	.008	.012	.020	.031	.043	.059
				Sovrametallo	.004	.004	.004	.006	.008	.008
				v_c piedi/min				459		
	P2.3.Z.AN		867	f_n poll./giro	.008	.012	.020	.031	.043	.059
				Sovrametallo	.004	.004	.004	.006	.008	.008
				v_c piedi/min				459		
	P2.5.Z.HT	Bonificato	961	f_n poll./giro	.008	.012	.020	.031	.043	.059
				Sovrametallo	.004	.004	.004	.006	.008	.008
		Getti di acciaio								
				v_c piedi/min				591		
	P1.5.C.UT	Non legato	503	f_n poll./giro	.008	.012	.020	.031	.043	.059
				Sovrametallo	.004	.004	.004	.006	.008	.008
				v_c piedi/min				591		
	P2.6.C.UT	Debolmente legato (elementi leganti ≤ 5%)	674	f_n poll./giro	.008	.012	.020	.031	.043	.059
				Sovrametallo	.004	.004	.004	.006	.008	.008
		Acciaio fortemente legato								
				v_c piedi/min				591		
	P3.0.Z.AN	Ricotto	674	f_n poll./giro	.008	.012	.020	.031	.043	.059
				Sovrametallo	.004	.004	.004	.006	.008	.008
				v_c piedi/min				459		
	P3.0.Z.HT		1282	f_n poll./giro	.008	.012	.020	.031	.043	.059
				Sovrametallo	.004	.004	.004	.006	.008	.008
				v_c piedi/min				591		
	P3.1.Z.AN	HSS ricotto	839	f_n poll./giro	.008	.012	.020	.031	.043	.059
				Sovrametallo	.004	.004	.004	.006	.008	.008
				v_c piedi/min				459		
	P5.0.Z.HT		1114	f_n poll./giro	.008	.012	.020	.031	.043	.059
				Sovrametallo	.004	.004	.004	.006	.008	.008

ITA

Dati di taglio per CoroReamer™ 835

Valori in millimetri

CoroReamer™ 835 -PF					Ø mm					
ISO	Codice MC	Materiale	N/mm²	Dati applicativi	< 5.00	5.00 - 6.20	6.20 - 8.00	8.00 - 12.00	12.00 - 16.00	16.00 - 20.00
K		**Ghisa malleabile**								
				v_c m/min				90		
	K1.1.C.NS	Ferritica/Perlitica	428	f_n mm/giro	0.30	0.40	0.60	1.00	1.30	1.80
				Sovrametallo	0.10	0.10	0.15	0.20	0.20	0.30
		Ghisa grigia								
				v_c m/min				110		
	K2.1.C.UT	Bassa resistenza	639	f_n mm/giro	0.30	0.40	0.60	1.00	1.30	1.80
				Sovrametallo	0.10	0.10	0.15	0.20	0.20	0.30
				v_c m/min				150		
	K2.2.C.UT	Alta resistenza	639	f_n mm/giro	0.30	0.40	0.60	1.00	1.30	1.80
				Sovrametallo	0.10	0.10	0.15	0.20	0.20	0.30
				v_c m/min				90		
	K2.3.C.UT		708	f_n mm/giro	0.30	0.40	0.60	1.00	1.30	1.80
				Sovrametallo	0.10	0.10	0.15	0.20	0.20	0.30
		Ghisa nodulare								
				v_c m/min				90		
	K3.1.C.UT	Ferritica	639	f_n mm/giro	0.30	0.40	0.60	1.00	1.30	1.80
				Sovrametallo	0.10	0.10	0.15	0.20	0.20	0.30
				v_c m/min				90		
	K3.2.C.UT	Perlitica	991	f_n mm/giro	0.30	0.40	0.60	1.00	1.30	1.80
				Sovrametallo	0.10	0.10	0.15	0.20	0.20	0.30
				v_c m/min				90		
	K3.3.C.UT	Perlitica	503	f_n mm/giro	0.30	0.40	0.60	1.00	1.30	1.80
				Sovrametallo	0.10	0.10	0.15	0.20	0.20	0.30
				v_c m/min				90		
	K3.5.C.UT		591	f_n mm/giro	0.30	0.40	0.60	1.00	1.30	1.80
				Sovrametallo	0.10	0.10	0.15	0.20	0.20	0.30

Valori in pollici

CoroReamer™ 835 -PF					Ø pollici					
ISO	Codice MC	Materiale	N/mm²	Dati applicativi	< .197	.197 - .244	.244 - .315	.315 - .472	.472 - .630	.630 - .787
K		**Ghisa malleabile**								
				v_c piedi/min				295		
	K1.1.C.NS	Ferritica/Perlitica	428	f_n poll./giro	.012	.016	.024	.039	.051	.071
				Sovrametallo	.004	.004	.006	.008	.008	.012
		Ghisa grigia								
				v_c piedi/min				361		
	K2.1.C.UT	Bassa resistenza	639	f_n poll./giro	.012	.016	.024	.039	.051	.071
				Sovrametallo	.004	.004	.006	.008	.008	.012
				v_c piedi/min				492		
	K2.2.C.UT	Alta resistenza	639	f_n poll./giro	.012	.016	.024	.039	.051	.071
				Sovrametallo	.004	.004	.006	.008	.008	.012
				v_c piedi/min				295		
	K2.3.C.UT		708	f_n poll./giro	.012	.016	.024	.039	.051	.071
				Sovrametallo	.004	.004	.006	.008	.008	.012
		Ghisa nodulare								
				v_c piedi/min				295		
	K3.1.C.UT	Ferritica	639	f_n poll./giro	.012	.016	.024	.039	.051	.071
				Sovrametallo	.004	.004	.006	.008	.008	.012
				v_c piedi/min				295		
	K3.2.C.UT	Perlitica	991	f_n poll./giro	.012	.016	.024	.039	.051	.071
				Sovrametallo	.004	.004	.006	.008	.008	.012
				v_c piedi/min				295		
	K3.3.C.UT	Perlitica	503	f_n poll./giro	.012	.016	.024	.039	.051	.071
				Sovrametallo	.004	.004	.006	.008	.008	.012
				v_c piedi/min				295		
	K3.5.C.UT		591	f_n poll./giro	.012	.016	.024	.039	.051	.071
				Sovrametallo	.004	.004	.006	.008	.008	.012

Dati di taglio per CoroReamer™ 835

Valori in millimetri

CoroReamer™ 835 -MF					Ø mm					
ISO	Codice MC	Materiale	N/mm²	Dati applicativi	< 5.00	5.00 - 6.20	6.20 - 8.00	8.00 - 12.00	12.00 - 16.00	16.00 - 20.00
P		**Acciaio non legato**								
				v_c m/min				30		
	P5.0.Z.PH		503	f_n mm/giro	0.10	0.15	0.30	0.40	0.50	0.60
				Sovrametallo	0.05	0.10	0.10	0.10	0.20	0.20
M		**Acciaio inossidabile**								
				v_c m/min				40		
	M1.0.Z.AQ	Austenitico	811	f_n mm/giro	0.10	0.15	0.30	0.40	0.50	0.60
				Sovrametallo	0.05	0.10	0.10	0.10	0.20	0.20
				v_c m/min				40		
	M2.0.Z.AQ	Superaustenitico	961	f_n mm/giro	0.10	0.15	0.30	0.40	0.50	0.60
				Sovrametallo	0.05	0.10	0.10	0.10	0.20	0.20
				v_c m/min				30		
	M3.1.Z.AQ		674	f_n mm/giro	0.10	0.15	0.30	0.40	0.50	0.60
				Sovrametallo	0.05	0.10	0.10	0.10	0.20	0.20
				v_c m/min				30		
	M3.2.Z.AQ	Duplex (austenitico/ferritico)	674	f_n mm/giro	0.10	0.15	0.30	0.40	0.50	0.60
				Sovrametallo	0.05	0.10	0.10	0.10	0.20	0.20
				v_c m/min				40		
	M1.0.C.UT		674	f_n mm/giro	0.10	0.15	0.30	0.40	0.50	0.60
				Sovrametallo	0.05	0.10	0.10	0.10	0.20	0.20
				v_c m/min				40		
	M2.0.C.AQ			f_n mm/giro	0.10	0.15	0.30	0.40	0.50	0.60
				Sovrametallo	0.05	0.10	0.10	0.10	0.20	0.20
				v_c m/min				30		
	M3.1.C.AQ		1114	f_n mm/giro	0.20	0.30	0.50	0.80	1.10	1.50
				Sovrametallo	0.10	0.10	0.10	0.15	0.20	0.20

Valori in pollici

CoroReamer™ 835 -MF					Ø mm					
ISO	Codice MC	Materiale	N/mm²	Dati applicativi	< .197	.197 - .244	.244 - .315	.315 - .472	.472 - .630	.630 - .787
P		**Acciaio non legato**								
				v_c piedi/min				98		
	P5.0.Z.PH		503	f_n poll./giro	.004	.006	.012	.016	.020	.024
				Sovrametallo	.002	.004	.004	.004	.008	.008
M		**Acciaio inossidabile**								
				v_c piedi/min				131		
	M1.0.Z.AQ	Austenitico	811	f_n poll./giro	.004	.006	.012	.016	.020	.024
				Sovrametallo	.002	.004	.004	.004	.008	.008
				v_c piedi/min				131		
	M2.0.Z.AQ	Superaustenitico	961	f_n poll./giro	.004	.006	.012	.016	.020	.024
				Sovrametallo	.002	.004	.004	.004	.008	.008
				v_c piedi/min				98		
	M3.1.Z.AQ		674	f_n poll./giro	.004	.006	.012	.016	.020	.024
				Sovrametallo	.002	.004	.004	.004	.008	.008
				v_c piedi/min				98		
	M3.2.Z.AQ	Duplex (austenitico/ferritico)	674	f_n poll./giro	.004	.006	.012	.016	.020	.024
				Sovrametallo	.002	.004	.004	.004	.008	.008
				v_c piedi/min				131		
	M1.0.C.UT		674	f_n poll./giro	.004	.006	.012	.016	.020	.024
				Sovrametallo	.002	.004	.004	.004	.008	.008
				v_c piedi/min				131		
	M2.0.C.AQ			f_n poll./giro	.004	.006	.012	.016	.020	.024
				Sovrametallo	.002	.004	.004	.004	.008	.008
				v_c piedi/min				98		
	M3.1.C.AQ		1114	f_n poll./giro	.008	.012	.020	.031	.043	.059
				Sovrametallo	.004	.004	.004	.006	.008	.008

Informazioni generali

Soluzioni personalizzate E2-E8

ISO 13399 E9

Formule generali E12

Ifind E13

Ricondizionamento E14

Concetto di Riciclo Coromant (CRC) E15

Informazioni per la sicurezza E16

Tabella di riferimento dei materiali E17

Codici
CoroMill® Plura E22
CoroMill® Plura, fresatura di filetti E26
CoroTap™ E27

Informazioni sull'adduzione di refrigerante E28

Indice alfanumerico E29

Utensili integrali per fresatura personalizzati

	CoroMill® Plura - Versatile			CoroMill® Plura - Ottimizzata	
	Sgrossatura pesante	**Sgrossatura media**	**Fresa a candela con testa sferica per profilatura**	**Fresatura pesante**	**Fresatura laterale ad avanzamenti elevati**
C					
D_c mm	2-25.4	2-25.4	2-25.4	2-25.4	4-25.4
ZEFP	2/3/4	3	2/3/4	4/5	4
FHA	30/35	45	0/20/30/40/45/50/60	38/42	37
Stelo	HA/HB	HA/HB	HA/HB/ILO	HA/HB	HA/HB
RE	0.4xDC	0.4xDC	N/A	0.4xDC	0.4xDC
CHW	0.2xDC	0.2xDC	N/A	0.15xDC	0.15xDC
KCH	30-60	30-60	N/A	40-50	40-50
APMX	5xDC	5xDC	-	6xDC	5xDC
Qualità	H10F/1620/1630	H10F/1620/1630	H10F/1630/N20C	H10F/1720/1730/1740	1630/1720/1730/1740

	CoroMill® Plura - Ottimizzata				
	Fresatura laterale ad avanzamenti elevati ISO S	**Fresatura multioperazione stabile**	**Fresatura di pezzi temprati**	**Grande capacità di asportazione dei trucioli**	**Sgrossatura con rompitrucioli**
C					
D_c mm	4-38.1	2-32	2-20	2-25.4	5-32
ZEFP	4/5/6	3-8	2-8	2/3/4	3/8
FHA	42	30/50	0/20/30/40/45/50/55/60	25/30/45	20/30/40/45
Stelo	HA/HB/ILO	HA/HB/ILO	HA/HB/ILO	HA/HB/RS	HA/HB/ILO
RE	0.4xDC	0.25XDC	0.495xDC	0.4xDC	0.495xDC
CHW	0.15xDC	0.2xDC	0.2xDC	0.2xDC	0.2xDC
KCH	40-50	20-60	20-60	15-60	20-60
APMX	4xDC	4xDC	5xDC	5xDC	5xDC
Qualità	1745/1710	H10F/1610/1620/1630/1640/1725	H10F/1610/1620/1630/1640	H10F/1630/N20C	H10F/1610/1620/1630/1640

ITA

Utensili integrali per fresatura personalizzati

C

	CoroMill® Plura - Ottimizzata		
	Finitura	**Fresa a candela con testa sferica per profilatura**	**Applicazioni di contornatura**
D_c mm	2-32	2-25.4	4.0 - 12.7
ZEFP	2/10	2-4	In base alla geometria
FHA	0/20/30/40/45/50/55/60	0/30/50/60	In base alla geometria
Stelo	HA/HB/ILO	HA/HB	SS
RE	0.495xDC	N/A	N/A
CHW	0.2xDC	N/A	N/A
KCH	20-60	N/A	N/A
APMX	5xDC	5xDC	5xDC
Qualità	H10F/1610/1620/1630/ 1640	H10F/1620/1630	H10F/O10M/O10A/ O12M

Utensili integrali per fresatura personalizzati

	CoroMill® 316				
	Testina per fresatura pesante	**Testina per fresatura multioperazione stabile**	**Testina per spianatura ad avanzamenti elevati**	**Testina con grande capacità di asportazione dei trucioli**	**Testina per sgrossatura con rompitrucioli**
C					
D_c mm	0,6xDC-DC	0,6xDC-DC	Nominal DC	0,6xDC-DC	0,6xDC-DC
ZEFP	4/5	3/4/5	3/4	3	4/5/6/8
FHA	38/42	50	50	45	40/45
Stelo	EH	EH	EH	EH	EH
RE	0.4xDC	0.4xDC	0.4xDC	0.4xDC	0.4xDC
CHW	0.2xDC	0.2xDC	0.2xDC	0.2xDC	0.2xDC
KCH	40-50	40-50	40-50	40-50	40-50
APMX	0.55-1.2xDC	0.55-1-1.2-1.5XDC	0.55-1-1.2-1.5XDC	0.55-1-1.2-1.5XDC	0.55-1-1.2-1.5XDC
Qualità	H10F/1630	H10F/1030/1620/1730	H10F/1030/1620/1730	H10F/1030/1620/1730	H10F/1030/1620/1730

	CoroMill® 316			
	Testina per finitura	**Testina per fresatura di smussi**	**Testina per profilatura**	**Fresatura laterale ad alto avanzamento**
C				
D_c mm	0,6xDC-DC	Nominal DC	0,6xDC-DC	0,6xDC-DC
ZEFP	6/8/10/12	4/6/8	2/4	6
FHA	50	0	40	42
Stelo	EH	EH	EH	EH
RE	0.4xDC	0.4xDC	N/A	0.4xDC
CHW	0.2xDC	0.2xDC	N/A	0.2xDC
KCH	40-50	40-50	N/A	40-50
APMX	0.55-1-1.2-1.5XDC	0.55-1-1.2-1.5XDC	0,55-1-1,2-1,5XDC	0.5-1.5xDC
Qualità	H10F/1030/1620/1730	H10F/1030/1620/1730	H10F/1030/1620/1730	1745

Punte in metallo duro integrale personalizzate

C

	CoroDrill® 860-PM	CoroDrill® 860-MM	CoroDrill® 860-NM	CoroDrill®860-SM	CoroDrill® 861–GP	CoroDrill® 861 - GM	CoroDrill® 862-GM
Campo di applicazione	Soluzione ottimizzata per acciaio	Soluzione ottimizzata per acciaio inossidabile	Soluzione ottimizzata per alluminio	Soluzione ottimizzata per HRSA	Punta pilota	Punte per fori profondi in applicazioni multimateriale	Soluzione ottimizzata per piccoli diametri
Campi di applicazione ISO	P	M	N	S	P M K N	P M K N	P M K N S
Diametro punta	3.0 - 20.00	3.0 - 20.00	3.0 - 20.00	3.0 - 16.00	3.0 - 20.00	3.0 - 20.00	1.801 - 2.999
Profondità della punta	<8 x Ø	<8 x Ø	<8 x Ø	<8 x Ø	<5 x Ø	<30 x Ø	<12 x Ø
Opzioni tolleranza	NO	SÌ	SÌ	SÌ	NO	NO	SÌ
Tipo di stelo	HA, HE	HA, HE	HA, HE	HA, HE	HA	HA	HA
Refrigerante	Interno & Esterno	Interna	Interno & Esterno	Interno & Esterno	Interna	Interna	Interna
Tipo di punta	1, 2 & 3	1 & 2	1, 2 & 4	1, 2 & 3	1 & 2	1	1
Opzioni di rivestimento	NO	NO	SÌ	NO	NO	NO	NO
Smusso angolare	NO	NO	NO	NO	NO	NO	NO
Raggio di punta	NO	NO	NO	NO	NO	NO	NO
Opzioni di angoli di punta	NO	NO	NO	NO	NO	NO	NO
Margine	Singolo	Singolo	Singolo	Singolo	Singolo	Offset doppio	Singolo
Opzioni di arrotondamento del tagliente	NO	NO	NO	NO	NO	NO	NO
Lucidatura delle scanalature	NO	NO	NO	NO	NO	Default	NO

Punte in metallo duro integrale personalizzate

CoroDrill® 860-GM	CoroDrill® 400	CoroDrill® 430	CoroDrill® 865	CoroDrill® 460-XM	Punta per rock tools	CoroDrill® 452	CoroDrill® 863
Soluzione ottimizzata multimateriale	Scanalatura diritta per ISO K	3 scanalature per ISO K	Fori di passaggio dell'olio albero a gomiti ISO K & ISO P	Soluzione versatile multimateriale	Soluzione ottimizzata ISO-H	Foratura manuale	Compositi
P M K N S H	K	K	P K	P M K N S H	H	N S O	M N S O
3.0 - 20.00	3.0 - 25.00	3.0 - 25.00	3.0 - 10.00	3.0 - 25.00	7.0 - 20.00	2.0 - 12.7	4.0 - 11.2
<8 x Ø	<10 x Ø	<10 x Ø	<25 x Ø	<8 x Ø	<2 x Ø	<15 x Ø	<15 x Ø
SÌ	SÌ	SÌ	NO	SÌ	NO	NO	NO
HA, HE	HA & MQL	HA & MQL	MQL HA, MQL a lunghezza estesa	HA, HE, SS, RR, MQL	HA	SS	SS, HA, RR, RS, THA
Interno & Esterno	Interno & Esterno	Interno & Esterno	Interna	Interno & Esterno	Esterna	Esterna	Interna ed esterna
1, 2, 3, 4 & 5	1, 2, 3, 4, 5 & 6	1, 2, 4, 5 & 6	1	1, 2, 3, 4 & 5	1	1,4,6	1,4
NO	Default basato su qualità ISO K	Default basato su qualità ISO K	NO	TiAlNTop, TiAlN, TiN	NO	NO	1220, N20C
SÌ	SÌ	SÌ	NO	SÌ	SÌ	NO	NO
SÌ	SÌ	SÌ	NO	SÌ	SÌ	NO	NO
118° - 150°	90° - 180°	110° - 180°	NO	90° - 180°	127°	NO	NO
Singolo	Doppio	Singolo	Offset doppio	Singolo o doppio	Singolo	Singolo o doppio	Singolo
NO	SÌ	SÌ	NO	NO	SÌ	NO	NO
NO	SÌ	SÌ	Default	NO	SÌ	NO	NO

Utensili di maschiatura personalizzati

C

	CoroTap™ 100	CoroTap™ 200	CoroTap™ 300	CoroTap™ 400
Design prodotto	K	P M N S	P M N S	P
Substrato	HSS-E-PM/Metallo duro integrale	HSSE/HSS-E-PM	HSSE/HSS-E-PM	HSS-E-PM
Tipo di filetto	M,MF,UNC,UNF,UNJC,UNJF	M,MF,UNC,UNF,UN,UNEF,UNJC, UNJF,G	M,MF,UNC,UNF,UN,UNEF,UNJC, UNJF,G	M,MF,UNC,UNF,UN,UNEF,UNJC, UNJF,G
Misura filetto	M8-M16 1/4-5/8	M6-M16 1/4-5/8	M6-M16 1/4-5/8	M2-M16 4-40-5/8
BSG	DIN371,DIN376,DIN/ANSI	DIN371,DIN376,DIN/ ANSI,ISO,ANSI,JIS	DIN371,DIN376,DIN/ ANSI,ISO,ANSI,JIS	DIN2174,ISO,ANSI,DIN-ANSI,JIS
FHA			15,40,45	
Numero di taglienti	4/5	3/4	3/4	A seconda del diametro del filetto
Direzione di taglio	Destra o Sinistra	Destra o Sinistra	Destra o Sinistra	Destra o Sinistra
THCHT	4H,6H,6G,4HX,6HX,2B,2BX,3B,3 BX	4H,6H,6G,4HX,6HX,6GX,7H,7G,7 GX,2B,2BX,3B,3BX	4H,6H,6G,4HX,6HX,6GX,7H,7G,7 GX	4H,4HX,6H,6HX,6G,6GX,7G,7GX, 7H,2B,2BX,3B,3BX
Sovradimensionato/ sottodimensionato	+/- 0.1 mm	+/- 0.1 mm	+/- 0.1 mm	+/- 0.1 mm
Tipo di smusso	C,E,F	E,C,B,A	E,C,B,A	C,E,F,A,B
LF	In base al design del maschio	In base al design del maschio	In base al design del maschio	In base al design del maschio
THL	In base al design del maschio	In base al design del maschio	In base al design del maschio	In base al design del maschio
LU	In base al design del maschio	In base al design del maschio	In base al design del maschio	In base al design del maschio
Refrigerante	Nessuno, assiale, radiale	Nessuno, assiale, radiale	Nessuno, assiale, radiale	Nessuno, assiale, radiale
Qualità	D210,D215,E210	Cooltop,TIN,TICN,	Cooltop,TIN,TICN,	F125,F150,F115
Caratteristiche aggiuntive	Smusso posteriore predefinito	Smusso in tirata, filetti interrotti	Smusso in tirata, filetti interrotti	

Alesatori in metallo duro integrale personalizzati

C

	CoroReamer® 435	CoroReamer™ 835 -PF	CoroReamer™ 835
Campo di applicazione	Soluzioni versatili	Soluzione ottimizzata ISO P	Soluzione ottimizzata per M, N, H & titanio
Campi di applicazione ISO	P N K	P	M N S H
Diametro della punta, mm	2.80 - 20.20	2.80 - 20.20	3.701 - 20.20
Tipo di foro	Fori passanti e ciechi	Fori passanti e ciechi	Fori passanti e ciechi
Opzioni di tolleranza foro	SÌ	SÌ	SÌ
Refrigerante	Interna	Interna	Interna
Opzioni di rivestimento	NO	NO	NO

ITA

Per facilitare il lavoro, è stato sviluppato un nuovo standard

ISO 13399 è uno standard internazionale che semplifica lo scambio dei dati per gli utensili da taglio. Esiste una leggera differenza nei parametri e nelle descrizioni di ogni utensile.

Per la prima volta, c'è un modo standardizzato per descrivere i dati dei prodotti per quanto riguarda gli utensili da taglio disponibili. Quando tutti gli utensili nell'industria manifatturiera condividono gli stessi parametri e definizioni, la comunicazione delle relative informazioni tra i vari sistemi software diventa molto semplice.

Che cosa significa per voi?

Fondamentalmente, ciò significa che i vostri sistemi possono parlare con i nostri, perché tutti parlano la stessa lingua. Scaricate i dati dei prodotti dal nostro sito web e inseriteli direttamente nel vostro software CAD/CAM per assemblare gli utensili che si utilizzano in produzione. Non c'è bisogno di cercare informazioni nei cataloghi e interpretare i dati da un sistema all'altro. Immaginate quanto tempo questo sistema vi farà risparmiare!

Acronimo	Significato
ADJLN	Limite di regolazione minimo
ADJLX	Massimo limite di regolazione
ADJRG	Gamma di regolazione
ALP	Angolo di spoglia inferiore assiale
AN	Angolo di spoglia inferiore principale
ANN	Angolo di spoglia inferiore secondario
APMX	Profondità di taglio massima
APMX_EFW	Profondità di taglio massima - avanzamento finale
APMX_FFW	Profondità di taglio massima - avanzamento laterale
AZ	Profondità di tuffo massima
B	Larghezza dello stelo
BAWS	Angolo del corpo lato pezzo
BAMS	Angolo del corpo lato macchina
BBD	Bilanciato in fase di progettazione
BBR	Bilanciato mediante prova rotazionale
BCH	Lunghezza dello smusso angolare
BD	Diametro del corpo
BHTA	Angolo semiconico del corpo
BN	Larghezza del petto
BS	Lunghezza del tagliente raschiante
BSG	Gruppo standard di base
BSR	Raggio del tagliente raschiante
CDX	Profondità di taglio massima
CEMR	Raggio principale del tagliente
CF	Smusso di invito
CHBA	Angolo dello smusso del corpo
CHBL	Lunghezza dello smusso del corpo
CHW	Larghezza dello smusso angolare
CICT	Numero di articoli da taglio
$CICT_E$	Numero di articoli da taglio - posizione finale
$CICT_P$	Numero di articoli da taglio - posizione periferica
$CICT_S$	Numero di articoli da taglio - posizione laterale
$CICT_T$	Numero di articoli da taglio - totale
CND	Diametro ingresso refrigerante
CNSC	Codice tipo con ingresso refrigerante
CNT	Misura della filettatura all'ingresso refrigerante
COATING	Rivestimento
CP	Pressione massima refrigerante
CRKS	Misura della filettatura della bussola di arresto del collegamento
CRNT	Misura della filettatura dell'ingresso radiale del refrigerante
CTPT	Tipo di operazione
CUTDIA	Diametro massimo di troncatura del pezzo
CW	Larghezza di taglio
CWN	Larghezza di taglio minima
CWTOLL	Tolleranza inferiore larghezza di taglio
CWTOLU	Tolleranza superiore larghezza di taglio
CWX	Larghezza di taglio massima
CXSC	Codice tipo di uscita refrigerante
CZC	Codice misura di connessione
CZC_{MS}	Codice misura collegamento lato macchina
CZC_{WS}	Codice misura collegamento lato pezzo
D1	Diametro del foro di fissaggio
DAH	Diametro del foro di accesso
DAXIN	Diametro minimo interno della scanalatura assiale

DAXN	Diametro minimo esterno della scanalatura assiale
DAXX	Diametro massimo esterno della scanalatura assiale
DBC	Diametro del cerchio fori per bulloni
DC	Diametro di taglio
DCB	Diametro del foro di collegamento
DCBN	Diametro minimo interno di collegamento
DCBX	Diametro massimo interno di collegamento
DCF	Diametro di taglio al contatto della faccia
DCIN	Diametro di taglio interno
DCN	Diametro di taglio minimo
DCON	Diametro di collegamento
$DCON_{MS}$	Diametro di collegamento, lato macchina
$DCON_{WS}$	Diametro di collegamento, lato pezzo
DCPS	Chip dati diam. 10x4.5 accordi ISO69873
$DCSF_{MS}$	Diametro superficie di contatto lato macchina
$DCSF_{WS}$	Diametro superficie di contatto lato pezzo
DCX	Diametro di taglio massimo
DHUB	Diametro del punzone
DIX	Diametro massimo di interferenza con il dispositivo di cambio utensili
DMIN	Diametro minimo del foro
DMM	Diametro stelo
DN	Diametro dello stelo scaricato
DRVCT	Numero dispositivi di trascinamento
DSGN	Versione
EPSR	Angolo incluso dell'inserto
FHA	Angolo d'elica
FLGT	Spessore della flangia
FTDZ	Per dimensione diametro di filettatura
H	Altezza dello stelo
HA	Altezza teorica della filettatura
HB	Differenza altezza della filettatura
HBH	Altezza offset del fondo della testina
HC	Altezza effettiva della filettatura
HF	Altezza funzionale
HRY	Punto più basso dal piano di riferimento
HTB	Altezza del corpo
HTH	Altezza
IC	Diametro del cerchio inscritto
INSL	Lunghezza inserto
INSUC	Codice di utilizzo dell'inserto
IZC	Codice dimensione inserto
KAPR	Angolo del tagliente utensile
KAPR_EFW	Angolo del tagliente utensile - avanzamento finale
KCH	Smusso angolare
KRINS	Angolo d'attacco principale
KWW	Larghezza sede chiavetta
L	Lunghezza del tagliente
LAMS	Angolo di inclinazione
LB	Lunghezza del corpo
LCF	Lunghezza curvatura truciolo
LCOX	Lunghezza massima di troncatura
LE	Lunghezza effettiva del tagliente
LF	Lunghezza funzionale
LFN	Lunghezza funzionale minima
LH	Lunghezza della testina
LPR	Lunghezza sporgente
LS	Lunghezza stelo
LSC	Lunghezza di bloccaggio
LSCN	Lunghezza minima di bloccaggio
LSCS	Distanza all'inizio del bloccaggio
LSCX	Lunghezza massima di bloccaggio
LSD	Lunghezza stelo "inerte"
LU	Lunghezza utilizzabile (max. raccomandata)
LU_BFW	Lunghezza utile - sfacciatura in tirata
LUX	Massima lunghezza utilizzabile
MHD	Distanza del foro di montaggio
MIID	Identificazione inserto campione
$MIID_E$	Identificazione inserto campione - posizione finale
$MIID_S$	Identificazione inserto campione - posizione laterale
$MIID_C$	Identificazione inserto campione - posizione centrale
$MIID_P$	Identificazione inserto campione - posizione periferica
$MIID_I$	Identificazione inserto campione - posizione intermedia
MMCC	Codice per coppia preimpostata
MMCX	Coppia di taglio max.
NOF	Numero di scanalature
NT	Numero di denti
OAH	Altezza globale
OAL	Lunghezza globale
OAW	Larghezza globale

OH	Sporgenza raccomandata
OHN	Sporgenza minima
OHX	Sporgenza massima
ORDCODE	Codice di ordinazione
PCL	Lunghezza cilindrica periferica
PDX	Distanza profilo EX
PDY	Distanza profilo EY
PHD	Diametro del preforo
PHDX	Diametro massimo del preforo
PL	Lunghezza della punta
PNA	Angolo incluso del profilo
PRFRAD	Raggio del profilo
PRSPC	Specifica del profilo
PSIR	Angolo di attacco dell'utensile
PSIRL	Angolo del tagliente principale sinistro
PSIRR	Angolo del tagliente principale destro
PSW	Larghezza scanalatura prelavorata
RADH	Altezza radiale del corpo
RADW	Larghezza radiale del corpo
RAR	Angolo di spoglia inferiore di destra
RE	Raggio di punta
REL	Raggio di punta, sinistro
RER	Raggio di punta, destro
RETOLL	Tolleranza inferiore raggio di punta
RETOLU	Tolleranza superiore raggio di punta
RGL	Lunghezza di riaffilatura
RMPX	Massimo angolo di penetrazione
RPMX	Velocità rotazionale massima
S	Spessore dell'inserto
SDL	Lunghezza diametro a gradini
SIG	Angolo di punta
SPTL	Linea di divisione
SSC	Codice misura sede inserto
SSC_E	Codice misura sede inserto - posizione finale
SSC_P	Codice misura sede inserto - posizione periferica
SSC_S	Codice misura sede inserto - posizione laterale
STA	Angolo incluso del gradino
SUBSTRATE	Substrato
TCDC	Classe di tolleranza diametro di taglio
TCDCON	Tolleranza sul diametro di collegamento
TCDMM	Tolleranza diametro stelo
TCHA	Tolleranza ottenibile del foro
TCHAL	Tolleranza inferiore del foro ottenibile
TCHAU	Tolleranza superiore del foro ottenibile
TCT	Classe di tolleranza utensile
TCTR	Classe di tolleranza filettatura
TD	Diametro della filettatura
TDZ	Misura del diametro della filettatura
TFLA	Lunghezza flottante del maschio in avanti
TFLB	Lunghezza flottante del maschio indietro
TG	Gradiente conico
THBTP	Proprietà conicità posteriore della filettatura
THCA	Angolo di correzione elica della filettatura
THCHT	Tipo smusso della filettatura
THFT	Tipo forma della filettatura
THFTS	Serie standard forma filettatura
THL	Lunghezza filettatura
THUB	Spessore mozzo
TP	Passo filettatura
TPI	Filetti per pollice
TPIN	Filetti per pollice minimi
TPIX	Filetti per pollice massimi
TPN	Passo minimo di filettatura
TPT	Tipo profilo della filettatura
TPX	Passo massimo di filettatura
TRMAX	Gamma di maschiatura max
TQ	Coppia
TSYC	Codice tipo di utensile
TTP	Tipo di filettatura
ULDR	Rapporto lunghezza-diametro utilizzabile
VCX	Velocità di taglio massima
W1	Larghezza inserto
WB	Larghezza del corpo
WF	Larghezza funzionale
WFCIRP	Larghezza al punto di riferimento dell'articolo da taglio
WSC	Larghezza di bloccaggio
WT	Peso dell'articolo
ZEFF	Numero di taglienti effettivi sulla faccia
ZEFP	Numero di taglienti periferici effettivi (ZEFP)
ZWX	Numero massimo di inserti raschianti

Tabella di conversione

Da sistema metrico a imperiale

Distanza

1 metro = 39.370 pollici
1 metro = 3.281 piedi
1 millimetro = 0.039 pollici

Peso

1 chilogrammo = 2.205 libbre
1 chilogrammo = 35.274 once

Coppia

1 Newton metro (Nm) = 0.738 libbra-forza piede (ft-lbf)

1 Newton metro (Nm) = 8.851 libbra-forza pollice (in-lbf)

Da sistema imperiale a metrico

Distanza

1 pollice = 25,4 millimetri
1 piede = 0,3 metri
1 piede = 304,8 millimetri

Peso

1 libbra = 0,45 chilogrammi
1 oncia = 28,35 grammi

Coppia

1 libbra-forza piede (ft-lbf) = 1,4 Newton metri (Nm)

1 libbra-forza pollice (in-lbf) = 0,1 Newton metri (Nm)

Formule e definizioni:

	Millimetri	**Imperiale**
v_c = velocità di taglio	m/min (metri/minuto)	ft/min (piedi/minuto)
n = velocità di rotazione mandrino	rpm (giri/minuto)	
v_f = avanzamento tavola	mm/min	pollici/min
z_n = numero totale di taglienti		
z_c = numero di taglienti effettivi		
f_z = avanzamento per dente	mm/z	pollici/z
f_n = avanzamento al giro	mm/giro	pollici/giro
h_{ex} = spessore massimo	mm	pollici
a_p = profondità di taglio assiale	mm	pollici
l_a = larghezza inserto	mm	pollici
a_e = larghezza di taglio radiale	mm	pollici
a_e/D_c % = impegno radiale	%	%
T = tempo di lavorazione	min	min
Q = volume di truciolo asportato	cm^3/min	pollici^3/min
nap = numero di passate		
TPI = filetti per pollice		
k_c = forza di taglio specifica	N/mm^2	libbre/pollice^2
R_a = rugosità superficiale	µm	µin

Dim. inserto

iC = cerchio inscritto in pollici

△ = lunghezza tagliente in mm

Ifind

Tanti pratici strumenti a vostra disposizione

Potete essere online, ma anche in viaggio o in officina. Ovunque vi troviate, avrete sempre le nostre funzionalità a portata di mano, grazie all'app Ifind.

Ifind vi aiuterà a trovare gli utensili, le soluzioni e le informazioni necessarie per le vostre attività. Potete ottenere consigli sugli utensili, fare acquisti, monitorare gli ordini, e anche approfondire le vostre conoscenze. Cosa volete fare oggi?

Tutto ciò che trovate con Ifind sarà sempre a vostra disposizione su qualsiasi dispositivo.

Available on the App Store

ANDROID APP ON Google play

Ricondizionamento

Offriamo di più del tradizionale servizio di “riaffilatura”. Con il nostro servizio di ricondizionamento, garantiamo le stesse prestazioni iniziali, per ridurre il costo per applicazione.

La nostra offerta

100%

Affidabilità
I nostri specialisti sono a vostra disposizione per offrirvi supporto e know-how.

x3

Prestazioni originali
La qualità dell'utensile originale è garantita - fino a tre volte.

50%

Risparmi
Con il ricondizionamento, è possibile ridurre il costo degli utensili fino al 50%.

Prodotti coperti dal servizio

Foratura

Fresatura

Alesatura

Come indicato dal simbolo del ricondizionamento sulle pagine dedicate alle famiglie di prodotti.

Informazioni aggiuntive

Contenitore per il ricondizionamento
Il contenitore può essere ordinato in due misure
- Piccolo (300 x 200 x 138 mm)
  Numero articolo: 6949557
- Medio (400 x 300 x 138 mm)
  Numero articolo: 6949558

Tutti i tipi di utensili Sandvik Coromant possono essere spediti nello stesso contenitore.

Servizio di ricondizionamento
- Prima del ricondizionamento, gli utensili vengono ispezionati per determinare se possono essere ricondizionati. Gli utensili non ricondizionabili verranno restituiti
- Ogni intervento di ricondizionamento viene registrato attraverso una marcatura laser sullo stelo dell'utensile
- Gli utensili vengono restituiti nella confezione originale

Che succede ai vostri utensili?
- Ripristino completo della geometria
- Riduzione della lunghezza della punta
- Riduzione del diametro e della lunghezza delle frese a candela
  - il diametro minimo è di circa 0.9xDc
- Mantenimento della tolleranza sul diametro degli alesatori

Per i prezzi, contattate il vostro Tecnico di Vendita Sandvik Coromant di riferimento.

Per il rispetto dell'ambiente!

Informatevi subito sul Sistema di Riciclo Coromant (CRC)!

Il Sistema di Riciclo Coromant (CRC) è un servizio completo che Sandvik Coromant offre a tutti i suoi clienti per la raccolta degli inserti di metallo duro usurati e degli utensili integrali di metallo duro.
In considerazione del crescente consumo di materie prime "non rinnovabili", la gestione economica delle risorse in via di estinzione diventa un dovere di tutti i produttori.
Sandvik Coromant svolge la sua parte offrendo la possibilità di raccogliere inserti di metallo duro e utensili integrali di metallo duro usurati e di riciclarli nel rispetto dell'ambiente.

I vantaggi del Sistema di Riciclo Coromant (CRC) sono:

- Sistema di riciclo su scala mondiale, certificato secondo ISO e OHAS.
- Senza intermediari.
- Semplice procedura di raccolta e trasporto.
- Meno rifiuti, minore contaminazione dell'ambiente.
- Migliore utilizzazione delle risorse.
- Raccolta di inserti anche di altri fabbricanti.

Contattare Sandvik Italia, Divisione Coromant, telefonicamente al numero 02/30.705.1 o via fax al numero 02/30705.580, oppure il nostro Tecnico di Vendita o Rivenditore Autorizzato di zona, per richiedere ulteriori informazioni ed ordinare i contenitori per la raccolta (ogni contenitore contiene fino a 20 Kg.)

	Codici di ordinazione
Contenitore per la raccolta:	91617
Cassetta di trasporto (in legno compensato) per utensili di metallo duro integrali:	92994
Contenitore di raccolta inserti (in legno compensato):	92995

Informazioni per la sicurezza

Informazioni per la sicurezza in relazione all'affilatura del metallo duro

Composizione del materiale

Portautensili
I portautensili contengono principalmente ferro (FE) ed elementi debolmente legati come cromo, nichel, manganese, molibdeno e silicio.
Inserti multitaglienti/utensili da taglio/utensili rotanti
Le sostanze presenti nei prodotti in metallo duro contengono principalmente carburo di wolframio e cobalto. Possono contenere anche metalli duri e carbonitruri dei seguenti elementi: titanio, tantalio, niobio, cromo, molibdeno e vanadio.

Rischi di esposizione

L'affilatura o il "riscaldamento" di un semilavorato o di un prodotto di metallo duro produce polvere o esalazioni di sostanze pericolose che possono essere inalate, ingerite, oppure venire a contatto con l'epidermide o gli occhi.

Tossicità acuta

La polvere è tossica per inalazione. L'inalazione può causare irritazioni e infiammazioni alle vie respiratorie. Una tossicità acuta per inalazione, notevolmente più elevata del solo cobalto, è stata riportata durante l'inalazione contemporanea di cobalto e carburo di tungsteno.
Il contatto con la pelle può causare irritazioni e rash cutanei. In persone particolarmente sensibili possono manifestarsi reazioni allergiche.

Tossicità cronica

Ripetute inalazioni di gas contenenti cobalto possono causare occlusioni alle vie respiratorie. L'inalazione prolungata di concentrazioni maggiori può causare fibrosi o cancro ai polmoni. Studi epidemiologici segnalano che, in passato, i lavoratori esposti ad elevate concentrazioni di carburo di tungsteno/cobalto correvano un rischio maggiore di sviluppare cancro al polmone.
Il cobalto ed il nichel sono due potenti sensibilizzatori della pelle. Contatti ripetuti o prolungati possono causare irritazione e sensibilizzazione.

Segnalazioni di rischio

Tossico: pericolo di gravi danni alla salute in caso di esposizione prolungata per inalazione.
Tossico per inalazione.
Evidenza limitata di un effetto cancerogeno.
Può provocare sensibilizzazione per inalazione e a contatto con l'epidermide.

Misure preventive

Evitare la formazione e l'inalazione di polvere. Usare un impianto di ventilazione che sia adatto a limitare l'esposizione al personale ben al di sotto dei limiti consentiti a livello nazionale.
Se l'impianto di ventilazione non è disponibile o adeguato, usare respiratori approvati, a livello nazionale, per lo scopo.
Indossare occhiali di protezione o occhiali con schermi laterali, quando è necessario.
Evitare il contatto ripetuto con l'epidermide. Indossare guanti adatti. Lavarsi accuratamente dopo la manipolazione.
Usare vestiario di protezione adatto. Usare indumenti lavabili e riutilizzabili, se richiesto.
Non mangiare, bere o fumare nell'area di lavoro. Lavarsi accuratamente prima di mangiare, bere o fumare.

ITA

Tabella di riferimento dei materiali

ISO	MC	CMC	Paese									
			Europa	Germania	Gran Bretagna		Svezia	USA	Francia	Italia	Spagna	Giappone
			Standard									
			DIN EN	W.-nr.	BS	EN	SS	AISI/SAE/ASTM	AFNOR	UNI	UNE	JIS
P	**Acciaio non legato**											
Acciaio	P1.1.Z.AN	01.1	S235JR G2	1.0038	4360 40 C	-	1311	A570.36	E 24-2 Ne	-	-	STKM 12A;C
	P1.1.Z.AN	01.1	S235J2 G3	1.0116	4360 40 B	-	1312	A573-81 65	E 24-U	Fe37-3	-	-
	P1.1.Z.AN	01.1	C15	1.0401	080M15	-	1350	1015	CC12	C15C16	F.111	-
	P1.1.Z.AN	01.1	C22	1.0402	050A20	2C/2D	1450	1020	CC20	C20C21	F.112	-
	P1.1.Z.AN	01.1	C15E	1.1141	080M15	32C	1370	1015	XC12	C16	C15K	S15C
	P1.1.Z.AN	01.1	C25E	1.1158	-	-	-	1025	-	-	-	S25C
	P1.1.Z.AN	01.1	S380N	1.8900	4360 55 E	-	2145	A572-60	-	FeE390KG	-	-
	P1.1.Z.AN	01.1	17MnV7	1.0870	4360 55 E	-	2142	A572-60	NFA 35-501 E 36	-	-	-
	P1.1.Z.AN	02.1	55Si7	1.0904	250A53	45	2085	9255	55S7	55Si8	56Si7	-
	P1.1.Z.AN	02.2	-	-	-	-	2090	9255	55S7	-	-	-
	P1.2.Z.AN	01.2	C35	1.0501	060A35	-	1550	1035	CC35	C35	F.113	-
	P1.2.Z.AN	01.2	C45	1.0503	080M46	-	1650	1045	CC45	C45	F.114	-
	P1.2.Z.AN	01.2	40Mn4	1.1157	150M36	15	-	1039	35M5	-	-	-
	P1.2.Z.AN	01.2	36MN5	1.1167	-	-	2120	1335	40M5	-	36Mn5	SMn438(H)
	P1.2.Z.AN	01.2	28Mn6	1.1170	150M28	14A	-	1330	20M5	C28Mn	-	SCMn1
	P1.2.Z.AN	01.2	C35G	1.1183	060A35	-	1572	1035	XC38TS	C36	-	S35C
	P1.2.Z.AN	01.2	C45E	1.1191	080M46	-	1672	1045	XC42	C45	C45K	S45C
	P1.2.Z.AN	01.2	C53G	1.1213	060A52	-	1674	1050	XC48TS	C53	-	S50C
	P1.2.Z.AN	01.3	C55	1.0535	070M55	-	1655	1055	-	C55	-	-
	P1.2.Z.AN	01.3	C55E	1.1203	070M55	-	-	1055	XC55	C50	C55K	S55C
	P1.2.Z.AN	02.1	S275J2G3	1.0144	4360 43C	-	1412	A573-81	E 28-3	-	-	SM 400A;B;C
	P1.2.Z.AN	02.1	S355J2G3+C2	1.0570	4360 50B	-	2132	-	E36-3	Fe52BFN/Fe52CFN	-	SM490A;B;C;YA;YB
	P1.2.Z.AN	02.1	S355J2G3	1.0841	150 M 19	-	2172	5120	20 MC 5	Fe52	F-431	-
	P1.3.Z.AN	01.3	C60E	1.0601	080A62	43D	-	1060	CC55	C60	-	-
	P1.3.Z.AN	01.3	C60E	1.1221	080A62	43D	1678	1060	XC60	C60	-	S58C
	P1.3.Z.AN	01.4	C101E	1.1274	060 A 96	-	1870	1095	XC 100	-	F-5117	-
	P1.3.Z.AN	01.4	C101u	1.1545	BW 1A	-	1880	W 1	Y105	C36KU	F-5118	SK 3
	P1.3.Z.AN	01.4	C105W1	-	BW2	-	2900	W210	Y120	C120KU	F.515	SUP4
	P1.3.Z.AN	02.1	S340 MGC	1.0961	-	-	-	9262	60SC7	60SiCr8	60SiCr8	-
	P1.4.Z.AN	01.1	11SMn30	1.0715	230M07	-	1912	1213	S250	CF9SMn28	11SMn28	SUM22
	P1.4.Z.AN	01.1	11SMnPb30	1.0718	-	-	1914	12L13	S250Pb	CF9SMnPb28	11SMnPb28	SUM22L
	P1.4.Z.AN	01.1	10SPb20	1.0722	-	-	-	-	10PbF2	CF10SPb20	10SPb20	-
	P1.4.Z.AN	01.1	11SMn37	1.0736	240M07	1B	-	1215	S 300	CF9SMn36	12SMn35	-
	P1.4.Z.AN	01.1	11SMnPb37	1.0737	-	-	1926	12L14	S300Pb	CF9SMnPb36	12SMnP35	-
	P1.4.Z.AN	01.2	35S20	1.0726	212M36	8M	1957	1140	35MF4	-	F210G	-
	P1.5.C.UT	01.1	GC16E	1.1142	030A04	1A	1325	1115	-	-	-	-
	Acciaio debolmente legato											
	P2.1.Z.AN	02.1	16Mo3	1.5415	1501-240	-	2912	A204Gr.A	15D3	16Mo3KW	16Mo3	-
	P2.1.Z.AN	02.1	14Ni6	1.5622	-	-	-	A350LF5	16N6	14Ni6	15Ni6	-
	P2.1.Z.AN	02.1	21NiCrMo2	1.6523	805M20	362	2506	8620	20NCD2	20NiCrMo2	20NiCrMo2	SNCM220(H)
	P2.1.Z.AN	02.1	17CrNiMo6	1.6587	820A16	-	-	-	18NCD6	-	14NiCrMo13	-
	P2.1.Z.AN	02.1	15Cr3	1.7015	523M15	-	-	5015	12C3	-	-	SCr415(H)
	P2.1.Z.AN	02.1	55Cr3	1.7176	527A60	48	-	5155	55C3	-	-	SUP9(A)
	P2.1.Z.AN	02.1	15CrMo5	1.7262	-	-	2216	-	12CD4	-	12CrMo4	SCM415(H)
	P2.1.Z.AN	02.1	13CrMo4-5	1.7335	1501-620Gr27	-	-	A182 F11;F12	15CD3.5 15CD4.5	14CrMo4 5	14CrMo45	-
	P2.1.Z.AN	02.1	10CrMo9 10	1.7380	1501-622 Gr.31;45	-	2218	A182 F.22	12CD9, 10	12CrMo9, 10	TU.H	-
	P2.1.Z.AN	02.1	14MoV6 3	1.7715	1503-660-440	-	-	-	-	-	13MoCrV6	-
	P2.1.Z.AN	02.1	50CoMo4	1.7228	823M30	33	2512	-	-	653M31	-	-
	P2.1.Z.AN	02.2	14NiCr10	1.5732	-	-	-	3415	14NC11	16NiCr11	15NiCr11	SNC415(H)
	P2.1.Z.AN	02.2	14NiCr14	1.5752	655M13; A12	36A	-	3415;3310	12NC15	-	-	SNC815(H)
	P2.1.Z.AN	02.1/02.2	16MnCr5	1.7131	(527M20)	-	2511	5115	16MC5	16MnCr5	16MnCr5	-
	P2.1.Z.AN	02.1/02.2	34CrMo4	1.7220	708A37	19B	2234	4137;4135	35CD4	35CrMo4	34CrMo4	SCM432;SCCRM3
	P2.1.Z.AN	02.1/02.2	41CrMo4	1.7223	708M40	19A	2244	4140;4142	42CD4TS	41CrMo4	42CrMo4	SCM 440
	P2.1.Z.AN	02.1/02.2	42CrMo4	1.7225	708M40	19A	2244	4140	42CD4	42CrMo4	42CrMo4	SCM440(H)
	P2.1.Z.AN	03.11	14NiCrMo134	1.6657	832M13	36C	-	-	-	15NiCrMo13	14NiCrMo131	-
	P2.2.Z.AN	02.1	31CrMo12	1.8515	722 M 24	-	2240	-	30 CD 12	30CrMo12	F-1712	-
	P2.2.Z.AN	02.1	39CrMoV13 9	1.8523	897M39	40C	-	-	-	36CrMoV12	-	-
	P2.2.Z.AN	02.1	41CrS4	1.7039	524A14	-	2092	L1	-	105WCR 5	-	-
	P2.2.Z.AN	02.1	50NiCr13	1.2721	-	-	2550	L6	55NCV6	-	F-528	-
	P2.2.Z.AN	03.11	45WCrV7	1.2542	BS1	-	2710	S1	-	45WCrV8KU	45WCrSi8	-
	P2.2.Z.AN/P2.5.Z.HT	02.1/02.2	36CrNiMo4	1.6511	816M40	110	-	9840	40NCD3	38NiCrMo4(KB)	35NiCrMo4	-
	P2.2.Z.AN/P2.5.Z.HT	02.1/02.2	34CrNiMo6	1.6582	817M40	24	2541	4340	35NCD6	35NiCrMo6(KB)	-	-
	P2.2.Z.AN/P2.5.Z.HT	02.1/02.2	34Cr4	1.7033	530A32	18B	-	5132	32C4	34Cr4(KB)	35Cr4	SCr430(H)
	P2.2.Z.AN/P2.5.Z.HT	02.1/02.2	41Cr4	1.7035	530A40	18	-	5140	42C4	41Cr4	42Cr4	SCr440(H)
	P2.2.Z.AN/P2.5.Z.HT	02.1/02.2	32CrMo12	1.7361	722M24	40B	2240	-	30CD12	32CrMo12	F.124.A	-
	P2.2.Z.AN/P2.5.Z.HT	02.1/02.2	51CrV4	1.8159	735A50	47	2230	6150	50CV4	50CrV4	51CrV4	SUP10
	P2.2.Z.AN/P2.5.Z.HT	02.1/02.2	41CrAlMo7	1.8509	905M39	41B	2940	-	40CAD6, 12	41CrAlMo7	41CrAlMo7	-
	P2.3.Z.AN	02.1	100Cr6	1.3505	534A99	31	2258	52100	100C6	100Cr6	F.131	SUJ2

Tabella di riferimento dei materiali

ISO	MC	CMC	Paese								
			Europa	Germania	Gran Bretagna		Svezia	USA	Francia	Italia	Spagna	Giappone
			Standard									
			DIN EN	W.-nr.	BS	EN	SS	AISI/SAE/ASTM	AFNOR	UNI	UNE	JIS
P	P2.3.Z.AN/H1.2.Z.HA	02.1/02.2	105WCr6	1.2419	-	-	2140	-	105WC13	10WCr6	105WCr5	SKS31
	P2.3.Z.AN/H1.2.Z.HA	-	-	-	-	-	-	-	-	107WCr5KU	-	SKS2, SKS3
	P2.3.Z.AN/H1.2.Z.HA	02.1/02.2	-	1.2714	-	-	-	L6	55NCDV7	-	F.520.S	SKT4
	P2.3.Z.AN/H1.3.Z.HA	02.1/02.2	100Cr6	1.2067	BL3	-	-	L3	Y100C6	-	100Cr6	-
	P2.4.Z.AN	02.1	16MnCr5	1.7139	-	-	2127	-	-	-	-	-
	P2.5.Z.HT	02.1	16Mo5	1.5423	1503-245-420	-	-	4520	-	16Mo5	16Mo5	-
	P2.5.Z.HT	02.1	40NiCrMo8-4	1.6562	311-Type 7	-	-	8740	-	40NiCrMo2(KB)	40NiCrMo2	SNCM240
	P2.5.Z.HT	02.1	42Cr4	1.7045	-	-	2245	5140	-	-	42Cr4	SCr440
	P2.5.Z.HT	02.1	31NiCrMo14	1.5755	830 M 31	-	2534	-	-	-	F-1270	-
	P2.5.Z.HT	02.2	36NiCr6	1.5710	640A35	111A	-	3135	35NC6	-	-	SNC236
	P2.6.C.UT	02.1	22Mo4	1.5419	605A32	-	2108	8620	-	-	F520.S	-
	P2.6.C.UT	02.1/02.2	25CrMo4	1.7218	1717CDS110	-	2225	4130	25CD4	25CrMo4(KB)	AM26CrMo4	SCM420;SCM430
	P2.6.C.UT	06.2	-	-	-	-	2223	-	-	-	-	-
	Acciaio fortemente legato											
	P3.0.Z.AN	03.11	X210Cr12	1.2080	BD3	-	-	D3	Z200C12	X210Cr13KU X250Cr12KU	X210Cr12	SKD1
	P3.0.Z.AN	03.11	X43Cr13	1.2083	-	-	2314	-	-	-	-	-
	P3.0.Z.AN	03.11	X40CrMoV5 1	1.2344	BH13	-	2242	H13	Z40CDV5	X35CrMoV05KU X40CrMoV511KU	X40CrMoV5	SKD61
	P3.0.Z.AN	03.11	X100CrMoV5 1	1.2363	BA2	-	2260	A2	Z100CDV5	X100CrMoV51KU	X100CrMoV5	SKD12
	P3.0.Z.AN	03.11	X210CrW12	1.2436	-	-	2312	-	-	X215CrW12 1KU	X210CrW12	SKD2
	P3.0.Z.AN	03.11	X30WCrV9 3	1.2581	BH21	-	-	H21	Z30WCV9	X28W09KU X30WCrV9 3KU	X30WCrV9	SKD5
	P3.0.Z.AN	03.11	X165CrMoV 12	1.2601	-	-	2310	-	-	X165CrMoW12KU	X160CrMoV12	-
	P3.0.Z.AN	03.21	X155CrMoV12-1	1.2379	-	-	2736	HNV3	-	-	-	-
	P3.0.Z.HT	03.11	X8Ni9	1.5662	1501-509;510	-	-	ASTM A353	-	X10Ni9	XBNi09	-
	P3.0.Z.HT	03.11	12Ni19	1.5680	-	-	-	2515	Z18N5	-	-	-
	P3.1.Z.AN	03.11	S6-5-2	1.3343	4959BA2	-	2715	D3	Z40CSD10	15NiCrMo13	-	SUH3
	P3.1.Z.AN	03.13	-	-	BM 2	-	2722	M 2	Z85WDCV	HS 6-5-2-2	F-5603.	SKH 51
	P3.1.Z.AN	03.13	HS 6-5-2-5	1.3243	BM 35	-	2723	M 35	6-5-2-5	HS 6-5-2-5	F-5613	SKH 55
	P3.1.Z.AN	03.13	HS 2-9-2	1.3348	-	-	2782	M 7	-	HS 2-9-2	F-5607	-
	P3.2.C.AQ	06.33	G-X120Mn12	1.3401	Z120M12	-	2183	L3	Z120M12	XG120Mn12	X120Mn12	SCMnH/1
	Acciaio inossidabile ferritico/martensitico											
Acciaio	P5.0.Z.AN	05.11/15.11	X10CrAL13	1.4724	403S17	-	-	405	Z10C13	X10CrAl12	F.311	SUS405
	P5.0.Z.AN	05.11/15.11	X10CrAL18	1.4742	430S15	60	-	430	Z10CAS18	X8Cr17	F.3113	SUS430
	P5.0.Z.AN	05.11/15.11	X10CrAL2-4	1.4762	-	-	2322	446	Z10CAS24	X16Cr26	-	SUH446
	P5.0.Z.AN	05.11/15.11	X1CrMoTi18-2	1.4521	-	-	2326	S44400	-	-	-	-
	P5.0.Z.AN/P5.0.Z.HT	05.11/15.11	X6Cr13	1.4000	403S17	-	2301	403	Z6C13	X6Cr13	F.3110	SUS403
	P5.0.Z.AN/P5.0.Z.HT	-	X7Cr14	1.4001	-	-	-	-	-	-	F.8401	-
	P5.0.Z.AN/P5.0.Z.HT	05.11/15.11	X10Cr13	1.4006	410S21	56A	2302	410	Z10C14	X12Cr13	F.3401	SUS410
	P5.0.Z.AN/P5.0.Z.HT	05.11/15.11	X6Cr17	1.4016	430S15	960	2320	430	Z8C17	X8Cr17	F3113	SUS430
	P5.0.Z.AN/P5.0.Z.HT	05.11/15.11	X6CrAL13	1.4002	405S17	-	-	405	Z8CA12	X6CrAl13	-	-
	P5.0.Z.AN/P5.0.Z.HT	05.11/15.11	X20Cr13	1.4021	420S37	-	2303	420	Z20C13	X20Cr13	-	-
	P5.0.Z.AN/P5.0.Z.HT	05.11/15.11	X6CrMo17-1	1.4113	434S17	-	2325	434	Z8CD17.01	X8CrMo17	-	SUS434
	P5.0.Z.HT	03.11	X45CrS9-3-1	1.4718	401S45	52	-	HW3	Z45CS9	X45GrSi8	F322	SUH1
	P5.0.Z.HT	05.11/15.11	X85CrMoV18-2	1.4748	443S65	59	-	HNV6	Z80CSN20.02	X80CrSiNi20	F.320B	SUH4
	P5.0.Z.HT	05.11/15.11	X20CrMoV12-1	1.4922	-	-	2317	-	-	X20CrMoNi 12 01	-	-
	P5.0.Z.PH	05.11/15.11	X12CrS13	1.4005	416 S 21	-	2380	416	Z11CF13	X12 CrS 13	F-3411	SUS 416
	P5.0.Z.PH	05.11/15.11	X46Cr13	1.4034	420S45	56D	2304	-	Z40CM	X40Cr14	F.3405	SUS420J2
	P5.0.Z.PH	05.11/15.11	X19CrNi17-2	1.4057	431S29	57	2321	431	Z15CNi6.02	X16CrNi16	F.3427	SUS431
	P5.0.Z.PH	05.12/15.12	X5CrNiCuNb16-4	1.4542 1.4548	-	-	-	630	Z7CNU17-04	-	-	-
	P5.0.Z.PH	15.21	X4 CrNiMo16-5	1.4418	-	-	2387	-	Z6CND16-04-01	-	-	-
	P5.1.Z.AN/P5.0.Z.HT	05.11/15.11	X14CrMoS17	1.4104	-	-	2383	430F	Z10CF17	X10CrS17	F.3117	SUS430F

			Nomi depositati
	P2.1.Z.AN	02.1	OVAKO 520M (Ovako Steel)
	P2.2.Z.AN	02.1	1.0045 FORMAX (Uddeholm Tooling)
	P2.2.Z.AN	02.1	IMACRO NIT (Imatra Steel)
	P2.5.Z.HT	02.2	INEXA 482 (XM) (Inexa Profil)
	P1.2.Z.AN		S355J2G3(XM)
	P1.2.Z.AN		C45(XM)
	P1.2.Z.AN		16MnCrS5(XM)
	P2.5.Z.HT		INEXA280(XM)
	P2.5.Z.HT	02.2	070M20(XM)
	P2.5.Z.HT	02.2	HARDOX 500 (SSAB – Swedish Steel Corp.)
	P2.5.Z.HT		WELDOX 700 (SSAB – Swedish Steel Corp.)

ITA

Tabella di riferimento dei materiali

ISO	MC	CMC	Paese Europa	Germania	Gran Bretagna		Svezia	USA	Francia	Italia	Spagna	Giappone
			Standard DIN EN	W.-nr.	BS	EN	SS	AISI/SAE/ASTM	AFNOR	UNI	UNE	JIS
M	**Acciaio inossidabile austenitico**											
	M1.0.Z.AQ	05.11/15.11	X3CrNiMo13-4	1.4313	425C11	-	2385	CA6-NM	Z4CND13.4M Z38C13M	(G)X6CrNi304	-	SCS5
	M1.0.Z.AQ/M1.0.C.UT	05.11/15.11	X53CrMnNiN21-9	1.4871	349S54	-	-	EV8	Z52CMN21.09	X53CrMnNiN21 9	-	SUH35, SUH36
	M1.0.Z.AQ/M1.0.C.UT	05.21/15.21	X2CrNiN18-10	1.4311	304S62	-	2371	304LN	Z2CN18.10	-	-	SUS304LN
	M1.0.Z.AQ/M1.0.C.UT	05.21/15.21	X2CrNiMoN17-13-3	1.4429	-	-	2375	316LN	Z2CND17.13	-	-	SUS316LN
	M1.0.Z.AQ/M1.0.C.UT	05.21/15.21	X2CrNiMo17-12-2	1.4404	316S13	-	2348	316L	Z2CND17-12	X2CrNiMo1712	-	-
	M1.0.Z.AQ/M1.0.C.UT	05.21/15.21	X2CrNiMo18-14-3	1.4435	316S13	-	2353	316L	Z2CND17.12	X2CrNiMo17 12	-	SCS16, SUS316L
	M1.0.Z.AQ/M1.0.C.UT	05.21/15.21	X3CrNiMo17-3-3	1.4436	316S33	-	2343, 2347	316	Z6CND18-12-03	X8CrNiMo1713	-	-
	M1.0.Z.AQ/M1.0.C.UT	05.21/15.21	X2CrNiMo18-15-4	1.4438	317S12	-	2367	317L	Z2CND19.15	X2CrNiMo18 16	-	SUS317L
	M1.0.Z.AQ/M1.0.C.UT	05.21/15.21	X6CrNiNb18-10	1.4550	347S17	58F	2338	347	Z6CNNb18.10	X6CrNiNb18 11	F.3552 F.3524	SUS347
	M1.0.Z.AQ/M1.0.C.UT	05.21/15.21	X6CrNiMoTi17-12-2	1.4571	320S17	58J	2350	316Ti	Z6NDT17.12	X6CrNiMoTi17 12	F.3535	-
	M1.0.Z.AQ/M1.0.C.UT	05.21/15.21	X10CrNiMoNb 18-12	1.4583	-	-	-	318	Z6CNDNb17 13B	X6CrNiMoNb17 13	-	-
	M1.0.Z.AQ/M1.0.C.UT	05.21/15.21	X15CrNiSi20-12	1.4828	309S24	-	-	309	Z15CNS20.12	-	-	SUH309
	M1.0.Z.AQ/M1.0.C.UT	05.21/15.21	X2CrNiMoN17-11-2	1.4406	301S21	58C	2370	308	Z1NCDU25.20	-	F.8414	SCS17
	M1.0.Z.AQ	05.21/15.21	X1CrNiMoCuN20-18-7	1.4547	-	-	2378	S31254	Z1CNDU20-18-06AZ	-	-	-
	M1.0.Z.AQ/M1.0.C.UT	05.21/15.21	X9CrNi18-8	1.4310	-	-	2331	301	Z12CN17.07	X12CrNi17 07	F.3517	SUS301
	M1.0.Z.PH	05.22/15.22	X7CrNiAL17-7	1.4568 1.4504	316S111	-	-	17-7PH	Z8CNA17-07	X2CrNiMo1712	-	-
	M1.0.Z.AQ/M1.0.C.UT	05.21/15.21	X2CrNi19-11	1.4306	304S11 304S12	-	2352	304L	Z2CN18-10	X2CrNi18 11	-	-
	M1.1.Z.AQ	05.21/15.21	-	-	304S31	58E	2332, 2333	304	Z6CN18.09	X5CrNi18 10	F.3504 F.3541	SUS304
	M1.1.Z.AQ	05.21/15.21	X5CrNi18-10	1.4301	304S15	58E	2332	304	Z6CN18.09	X5CrNi18 10	F.3551	SUS304
	M1.1.Z.AQ	05.21/15.21	X5CrNiMo17-2-2	1.4401	316S16	58J	2347	316	Z6CND17.11	X5CrNiMo17 12	F.3543	SUS316
	M1.1.Z.AQ	05.21/15.21	X6CrNiTi18-10	1.4541	321S12	58B	2337	321	Z6CNT18.10	X6CrNiTi18 11	F.3553 F.3523	SUS321
	M1.2.Z.AQ	05.21/15.21	X8CrNiS18-9	1.4305	303S21	58M	2346	303	Z10CNF 18.09	X10CrNiS 18.09	F.3508	SUS303
	Acciaio inossidabile superaustenitico (Ni>20%)											
	M2.0.C.AQ	20.11	G-X40NiCrSi36-18	1.4865	330C11	-	-	-	-	XG50NiCr39 19	-	SCH15
	M2.0.Z.AQ	05.21/15.21	X1NiCrMoCu25-20-5	1.4539	-	-	2562	UNS V 0890A	Z2 NCDU25-20	-	-	-
	M2.0.Z.AQ	05.21/15.21	X8CrNi25-21	1.4845	310S24	-	2361	310S	Z12CN25 20	X6CrNi25 20	F.331	SUH310
	M2.0.Z.AQ	20.11	X12NiCrSi36 16	1.4864	-	-	-	330	Z12NCS35.16	F-3313	-	SUH330
	M2.0.Z.AQ	05.23/15.23	X1NiCrMoCu31-27-4	1.4563	-	-	2584	NO8028	Z1NCDU31-27-03	-	-	-
	Acciaio inox Duplex (austenitico/ferritico)											
	M3.1.Z.AQ/M3.1.C.AQ	05.51/15.51	X2CrNiN23-4	1.4362	-	-	2376	S31500	-	-	-	-
	M3.1.Z.AQ/M3.1.C.AQ	05.51/15.51	X8CrNiMo27-5	-	-	-	2324	S32900	-	-	-	-
	M3.2.Z.AQ/M3.2.C.AQ	05.52/15.52	X2CrNiN23-4	-	-	-	2327	S32304	Z2CN23-04AZ	-	-	-
	M3.2.Z.AQ/M3.2.C.AQ	05.52/15.52	-	-	-	-	2328	-	-	-	-	-
	M3.2.Z.AQ/M3.2.C.AQ	05.52/15.52	X2CrNiMoN22-53	-	-	-	2377	S31803	Z2CND22-05-03	-	-	-

			Nomi depositati	
M1.1.Z.AQ	05.21/15.21		SANMAC 304 (Sandvik Steel)	
M1.1.Z.AQ	05.21/15.21	1.0045	SANMAC 304L (Sandvik Steel)	
M1.1.Z.AQ	05.21/15.21		SANMAC 316 (Sandvik Steel)	
M1.1.Z.AQ	05.21/15.21		SANMAC 316L (Sandvik Steel)	
M1.0.Z.AQ	05.23/15.23		254 SMO	
M2.0.Z.AQ	05.23/15.23		654 SMO	
M3.2.Z.AQ	05.52/15.52		SANMAC SAF 2205 (Sandvik Steel)	
M3.2.Z.AQ	05.52/15.52		SANMAC SAF 2507 (Sandvik Steel)	

Tabella di riferimento dei materiali

ISO	MC	CMC	Paese									
			Europa	Germania	Gran Bretagna		Svezia	USA	Francia	Italia	Spagna	Giappone
			Standard									
			DIN EN	W.-nr.	BS	EN	SS	AISI/SAE/ASTM	AFNOR	UNI	UNE	JIS
K	**Ghisa malleabile**											
	K1.1.C.NS	07.1	-	-	8 290/6	-	0814	-	MN 32-8	-	-	FCMB310
	K1.1.C.NS	07.1	EN-GJMB350-10	0.8135	B 340/12	-	0815	32510	MN 35-10	-	-	FCMW330
	K1.1.C.NS	07.2	EN-GJMB450-6	0.8145	P 440/7	-	0852	40010	Mn 450	GMN 45	-	FCMW370
	K1.1.C.NS	07.2	EN-GJMB550-4	0.8155	P 510/4	-	0854	50005	MP 50-5	GMN 55	-	FCMP490
					P 570/3		0858	70003	MP 60-3			FCMP540
	K1.1.C.NS	07.2	EN-GJMB650-2	0.8165	P570/3	-	0856	A220-70003	Mn 650-3	GMN 65	-	FCMP590
	K1.1.C.NS	07.3	EN-GJMB700-2	0.8170	P690/2	-	0862	A220-80002	Mn700-2	GMN 70	-	FCMP690
	Ghisa grigia											
	K2.1.C.UT	08.1	-	-	-	-	0100	-	-	-	-	-
	K2.1.C.UT	08.1	EN-GJL-100	0.6010	-	-	0110	No 20 B	Ft 10 D	-	-	FC100
	K2.1.C.UT	08.1	EN-GJL-150	0.6015	Grade 150	-	0115	No 25 B	Ft 15 D	G 15	FG 15	FC150
	K2.1.C.UT	08.1	EN-GJL-200	0.6020	Grade 220	-	0120	No 30 B	Ft 20 D	G 20	-	FC200
	K2.1.C.UT	08.2	EN-GJL-250	0.6025	Grade 260	-	0125	No 35 B	Ft 25 D	G 25	FG 25	FC250
	K2.1.C.UT	08.2	EN-JLZ	0.6040	Grade 400	-	0140	No 55 B	Ft 40 D	-	-	-
	K2.2.C.UT	08.2	EN-GJL-300	0.6030	Grade 300	-	0130	No 45 B	Ft 30 D	G 30	FG 30	FC300
	K2.2.C.UT	08.2	EN-GJL-350	0.6035	Grade 350	-	0135	No 50 B	Ft 35 D	G 35	FG 35	FC350
	K2.3.C.UT	08.3	GGL-NiCr20-2	0.6660	L-NiCuCr202	-	0523	A436 Type 2	L-NC 202	-	-	-
	Ghisa nodulare											
Ghisa	K3.1.C.UT	09.1	EN-GJS-400-15	0.7040	SNG 420/12	-	0717-02	60-40-18	FCS 400-12	GS 370-17	FGE 38-17	FCD400
	K3.1.C.UT	09.1	EN-GJS-400-18-LT	0.7043	SNG 370/17	-	0717-12	-	FGS 370-17	-	-	-
	K3.1.C.UT	09.1	EN-GJS-350-22-LT	0.7033	-	-	0717-15	-	-	-	-	-
	K3.1.C.UT	09.1	EN-GJS-800-7	0.7050	SNG 500/7	-	0727	80-55-06	FGS 500-7	GS 500	FGE 50-7	FCD500
	K3.2.C.UT	09.2	EN-GJS-600-3	0.7060	SNG 600/3	-	0732-03	-	FGS 600-3	-	-	FCD600
	K3.3.C.UT	09.2	EN-GJS-700-2	0.7070	SNG 700/2	-	0737-01	100-70-03	FGS 700-2	GS 700-2	FGS 70-2	FCD700
	K3.5.C.UT	-	EN-GJSA-XNiCr20-2	0.7660	Grade S6	-	0776	A43D2	S-NC 202	-	-	-
	Ghisa a grafite compatta (CGI)											
	K4.1.C.UT	-	EN-GJV-300									
	K4.1.C.UT	-	EN-GJV-350									
	K4.2.C.UT	-	EN-GJV-400									
	K4.2.C.UT	-	EN-GJV-450									
	K4.2.C.UT	-	EN-GJV-500									
	Ghisa duttile austemperata											
	K5.1.C.NS	-	EN-GJS-800-8	-	-	-	-	ASTM A897 No. 1	-	-	-	-
	K5.1.C.NS	-	EN-GJS-1000-5	-	-	-	-	ASTM A897 No. 2	-	-	-	-
	K5.2.C.NS	-	EN-GJS-1200-2	-	-		-	ASTM A897 No. 3	-	-	-	-
	K5.2.C.NS	-	EN-GJS-1400-1	-	-	-	-	ASTM A897 No. 4	-	-	-	-
	K5.3.C.NS	-	-	-	-	-	-	ASTM A897 No. 5	-	-	-	-

ITA

Tabella di riferimento dei materiali

ISO	MC	CMC	Paese Europa	Germania	Gran Bretagna		Svezia	USA	Francia	Italia	Spagna	Giappone
			Standard DIN EN	W.-nr.	BS	EN	SS	AISI/SAE/ASTM	AFNOR	UNI	UNE	JIS
N Metalli non ferrosi	**Leghe a base di alluminio**											
	N1.3.C.AG	30.21	G-AlSi9MGWA	3.2373	-	-	4251	SC64D	A-S7G	-	-	C4BS
	N1.3.C.UT	30.21	G-ALMG5	-	LM5	-	4252	GD-AlSi12	A-SU12	-	-	AC4A
	N1.3.C.UT/N1.3.C.AG	30.21/30.22	-	-	LM25	-	4244	356.1	-	-	-	A5052
	N1.3.C.UT	-	GD-AlSi12	-	-	-	4247	A413.0	-	-	-	A6061
	N1.3.C.AG	-	GD-AlSi8Cu3	-	LM24	-	4250	A380.1	-	-	-	A7075
	N1.3.C.UT	-	G-AlSi12(Cu)	-	LM20	-	4260	A413.1	-	-	-	ADC12
	N1.3.C.UT	-	G-AlSi12	-	LM6	-	4261	A413.2	-	-	-	-
	N1.3.C.AG	-	G-AlSi10Mg(Cu)	-	LM9	-	4253	A360.2	-	-	-	-
S Superleghe resistenti al calore	**Leghe a base di Nichel**											
	S2.0.Z.AG	20.22	S-NiCr13A16MoNb	LW2 4670	mar-46	-	-	5391	NC12AD	-	-	-
	S2.0.C.UT	20.24	NiCo15Cr10MoAlTi	LW2 4674	-	-	-	AMS 5397	-	-	-	-
	S2.0.Z.AG	20.22	NiFe35Cr14MoTi	LW2.4662	-	-	-	5660	ZSNCDT42	-	-	-
	S2.0.Z.AG	20.22	NiCr19Fe19NbMo	LW2.4668	HR8	-	-	5383	NC19eNB	-	-	-
	S2.0.Z.AG	20.22	NiCr20TiAk	2.4631	Hr401.601	-	-	-	NC20TA	-	-	-
	S2.0.Z.AG	20.22	NiCr19Co11MoTi	2.4973	-	-	-	AMS 5399	NC19KDT	-	-	-
	S2.0.Z.AG	20.22	NiCr19Fe19NbMo	LW2.4668	-	-	-	AMS 5544	NC20K14	-	-	-
	S2.0.Z.AN	20.21	-	2.4603	-	-	-	5390A	NC22FeD	-	-	-
	S2.0.Z.AN	20.21	NiCr22Mo9Nb	2.4856	-	-	-	5666	NC22FeDNB	-	-	-
	S2.0.Z.AN	20.21	NiCr20Ti	2.4630	HR5.203-4	-	-	-	NC20T	-	-	-
	S2.0.Z.AG	20.22	NiCu30AL3Ti	2.4375	3072-76	-	-	4676	-	-	-	-
	Base cobalto											
	-	-	CoCr20W15Ni	-	-	-	-	5537C, AMS	KC20WN	-	-	-
	S3.0.Z.AG	20.32	CoCr22W14Ni	LW2.4964	-	-	-	5772	KC22WN	-	-	-
	Leghe di titanio											
	S4.2.Z.AN	23.22	TiAl5Sn2.5	3.7115.1	TA14/17	-	-	UNS R54520	T-A5E UNS R56400	-	-	-
	S4.2.Z.AN	23.22	TiAl6V4	3.7165.1	TA10-13/TA28	-	-	UNS R56401	T-A6V	-	-	-
	S4.3.Z.AN	23.22	TiAl5V5Mo5Cr3	-	-	-	-	-	-	-	-	-
	S4.2.Z.AN	23.22	TiAl4Mo4Sn4Si0.5	3.7185	-	-	-	-	-	-	-	-
			Nomi depositati									
			Leghe a base di ferro									
	S2.0.Z.UT/S2.0.Z.AN	20.11	Incoloy 800									
			Leghe a base di Nichel									
	S2.0.Z.AN	20.2	Haynes 600									
	S2.0.Z.AN	20.2	Nimocast PD16									
	S2.0.Z.AG	20.2	Nimonic PE 13									
	S2.0.Z.AG	20.2	Rene 95									
	S2.0.Z.AN	20.21	Hastelloy C									
	S2.0.Z.AN	20.21	Incoloy 825									
	S2.0.Z.AN	20.21	Inconel 600									
	S2.0.Z.AN	20.21	Monel 400									
	S2.0.Z.AG	20.22	Inconel 700									
	S2.0.Z.AG	S2.0.Z.AG	Inconel 718									
	S2.0.Z.AG	20.22	Mar – M 432									
	S2.0.Z.AG	20.22	Nimonic 901									
	S2.0.Z.AG	20.22	Waspaloy									
	S2.0.C.NS	20.24	Jessop G 64									
			Base cobalto									
	S3.0.Z.AG	20.3	Resistente all'Aria 213									
	S3.0.Z.AG	20.3	Jetalloy 209									
H Materiali temprati	**Materiali temprati**											
	H1.2.Z.HA	04.1	X100CrMo13	1.4108	-	-	2258 08	440A	-	-	-	C4BS
	H1.3.Z.HA	04.1	X110CrMoV15	1.4111	-	-	2534 05	610	-	-	-	AC4A
	H1.2.Z.HA	04.1	X65CrMo14	-	-	-	2541 06	0-2	-	-	-	AC4A

Chiave dei codici per CoroMill® Plura

R	A	21	5	.	3	A	-	100	30	–	A	C	22	H
1	2	3	4		5	6	7	8	9	10	11	12	13	14

1 Direzione di rotazione

R Destra
L Sinistro

2 Sistema di misura

A Versione in pollici

3 Tipo di utensile

21 Fresa a candela

4 Funzione di foratura

5 Non forante
6 Foratura

6 Numero di denti

1-9 Da 1 a 9 denti
A-Z Da 10 a 32 denti

7 **Refrigerante**

C = Adduzione interna di refrigerante
- = Adduzione esterna di refrigerante

8 Diametro di taglio

Utensili, pollici
Diametro di taglio DC in 1/64 pollici

Esempio: 10 = 5/32 pollici

Utensili, mm
Diametro di taglio DC in 1/10 mm.

Esempio: 100 = 10.0 mm

9 Angolo d'elica

Con arrotondamento di quasi 5°

12 Lunghezza dello stelo

S Lunghezza stelo: corta
C Lunghezza stelo: elevata
K Lunghezza stelo > "C"
L Lunghezza stelo > "K"
X Lunghezza stelo > "L"
E LF corta e LU
I LF media, LU media
J LF media, LU lunga
O LF lunga, LU media
P LF lunga, LU lunga

13 Max. profondità di taglio, APMX

Utensili, pollici
Lunghezza di taglio in 1/16 pollici
If DC < 1/8 in 1/64 pollici
Esempio: 09 = 9/16 pollici per DC 3/16 pollici

Utensili, mm
Lunghezza di taglio in mm
If D_c o D_{c2} < 3mm in 1/10 mm
Esempio:
07 = 7 mm per DC 6 mm
70 = 7 mm per DC 2.5 mm

ITA

Chiave dei codici per CoroMill® Plura

5 Versione base di fresa a candela

0 Fresa a candela per smussi concavi	**6** Raggio completo (testa sferica) con forma sferica
1 Forma cilindrica con/senza smusso, tolleranza stretta su DC	**7** Forma diritta conica
2 Forma quadrata con raggio di punta	**8** Fresa a candela 45° per smussi
3 Forma quadrata con/senza raggio di punta	**9** Fresa a candela 30° per smussi
4 Forma a raggio completo (testa sferica) (6 denti o meno di 6 denti)	**H** Fresa a candela ad alti avanzamenti
5 Forma di raggio completo conico (testa sferica) (6 o meno di 6 denti)	**T** Fresa a candela per tornitura-fresatura

10 Raggio di punta/angolo conico

Raggio di punta		**Angolo conico**
Utensili, mm	Utensili, pollici	Utensili, mm
– Senza raggio	– Senza raggio	– Senza raggio/angolo
A <0.5 mm	A 1/64 pollici	M 0.5°
B 0.5 mm	B 1/32 pollici	N 1°
C 1.0 mm	C 3/64 pollici	O 1.5°
D 1.5 mm	D 1/16 pollici	P 2°
E 2.0 mm	E 5/64 pollici	Q 2.5°
F 2.5 mm	F 3/32 pollici	R 3°
ecc.	ecc.	S 3.5°
		T 4°
		ecc.

11 Tipo di attacco

A Cilindrico

B Weldon

C Cilindrico con diametro scaricato

E-J Cilindrica con collare (Lunghezza collare /DC, mm)

E = 0.1 - 1.9 H = 6.0 - 7.9

F = 2.0 - 3.9 I = 8.0 - 9.9

G = 4.0 - 5.9 J = 10 - 11.9

Y = Cilindrico con iLock

14 Tipo di geometria

	Tagliente	**% TW di DC**	**Angolo di spoglia superiore** γ°
K	Kordell	50-60	9°-12°
B	Rompitrucioli	60	4°-7°
U	Kordell	<50	9°-12°
A	Diritto	<45	12°-15°
P	Diritto	45-55	9°-12°
N	Diritto	56-65	9°-12°
L	Diritto	66-75	4°-12°
G	Diritto	50-75	-3°-3°
H	Diritto	>75	<-3°
C	Router di compressione		

TW = Diametro di nocciolo

Chiave dei codici per CoroMill® Plura

2	S	3	4	0	–	1200	–	200	–	M	A	1640
1	2	3	4	5		6		7	8	9	10	11

1 Serie

1: Versatile
2: Ottimizzata

2 Geometria della faccia

S: Raggio frontale dritto, taglio al centro

F: Raggio frontale dritto, senza taglio al centro

P: Dritta, taglio al centro

N: Dritta, senza taglio al centro

B: Testa sferica

C: Utensili per smussi

H: Fresa ad elevato avanzamento

U: Raggio dello smusso

T: Torni-fresatura

3 Angolo d'elica

0: 0°<FHA≤15°
1: 15°<FHA≤25°
2: 25°<FHA≤35°
3: 35°<FHA≤45°
4: 45°<FHA≤55°
5: 55°<FHA≤65°

4 Lunghezza di taglio media del tipo di utensile (APMX/DC)

0: 0-0.5 x DC
1: 0.6-1.0 x DC
2: 1.1-1.5 x DC
3: 1.6-2.0 x DC
4: 2.1-2.5 x DC
5: 2.6-3.0 x DC
6: 3.1-3.5 x DC
7: 3.6-4.0 x DC
8: 4.1-5.0 x DC
9: > 5.0 x DC

5 Numero progressivo per distinguire tra i codici dei tipi di utensili

6 Diametro di taglio (DC) in 1/100.

Es.: 1200 = 12.00 mm

7 Raggio frontale, smusso o raggio dello smusso in 1/100.

Es.: Raggio frontale 200 = 2 mm.
Es.: Smusso 045 = 45°

8 Refrigerante

- Senza refrigerante
C: Refrigerante uscita radiale
A: Refrigerante uscita assiale

9 Materiale primario ISO

P: ISO P
K: ISO K
M: ISO M
S: ISO S
H: ISO H
N: ISO N
O: ISO O
X: Multimateriale

10 Stelo

A: Cilindrico
B: Weldon
C: Cilindrico con diametro scaricato
D: Weldon con diametro scaricato
G: Sottodimensionato

11 Qualità

ITA

Chiave dei codici per testine intercambiabili CoroMill® 316

A	316	–	12	S	M	4	50	C	120	05	P
1	2		3	4	5	6	7	8	9	10	11

1 Sistema di misura	
A =	Versione in pollici

2 Nome della famiglia	
Es:	316 = CoroMill® 316

3 Misura interfaccia	
Misura accoppiamento EH	
Es:	12 = E12

4 Forma testine	
S =	Diritta = 90°
F =	Diritta senza tagliente al centro
B =	Testa sferica
C =	Utensili per smussi
H =	HFC (fresa ad elevato avanzamento)
U =	Raggio dello smusso

5 Lunghezza della testina	
M =	Media

6 Numero di taglienti	
Es:	ZEFP = 4

7 Angolo d'elica	
Grado dell'elica	

8 Refrigerante	
-	Senza refrigerante
C	Refrigerante uscita radiale
A	Refrigerante uscita assiale

9 Diametro di taglio	
Utensili, mm	
Es:	120 = 12.0 mm
Utensili, pollici	
Es:	050 = 0.5 poll.

10 Raggio di punta	
Utensili, mm	
Es:	05 = RE 0.5 mm
Utensili, pollici	
Es:	04 = RE 0.4 mm (.015")

11 Geometria

Geometria	Ang. spoglia sup.	Diametro di nocciolo	
P	9-12°	50%	
L	4-12°	70%	
G	-3-3°	70%	
K	9-12°	60%	Kordell
A	12-15°		
D	-10°-0°		

Chiave dei codici delle frese a candela per filettatura CoroMill® Plura

R	21	7	.	1	5	C	100	300	A	K	30	N
1	2	3		4	5	6	7	8	9	10	11	12

1 Direzione di rotazione

R Destra

2 Tipo di utensile

21 Fresa a candela

3 Funzione

7 Fresatura di filetti

4 Tipo di filettatura

1= Filetto interno metrico/metrico fine e MJ

2= Filettatura esterna fine metrica/metrica

3= Filettatura interna UNC/UNF

4= Filettatura esterna UNC/UNF

5= Filettatura interna NPT

6= Filettatura esterna NPT

7= Filettatura interna NPTF

8= Filettatura esterna NPTF

9= Filetto interno G

0= Filetto esterno G

5 Numero di denti

1-9 Da 1 a 9 denti

6 Adduzione di fluido da taglio

C Refrigerante interno

- Senza adduzione interna di refrigerante

7 Diametro dell'utensile

Diametro di taglio in 1/10 mm

8 Passo

Passo in 1/100 mm

9 Tipo di stelo

A Stelo cilindrico

B Stelo Weldon

C Stelo cilindrico con smusso

10 Lunghezza dello stelo

S Lunghezza stelo: corta
C Lunghezza stelo: elevata
K Lunghezza stelo > "C"
L Lunghezza stelo > "K"
X Lunghezza stelo > "L"

11 Max. profondità di taglio, APMX

Lunghezza di taglio in mm (Se DC or DCX è < 3 mm in 1/10 mm)

12 Tipo di geometria

N Elica 10°, angolo di spoglia superiore 9-12°, filettatura interna

H Elica 30°, angolo di spoglia superiore < 0°, filettatura interna

P Angolo d'elica di 15°, angolo di spoglia di 9-10°

S Angolo d'elica di 15°, angolo di spoglia di 4-5°

ITA

Struttura del codice per i maschi

T200	–	S	D	100	D	A	–	M3
1		2	3	4	5	6		7

1 Famiglia prodotto

2 Materiale ISO

P = Acciaio
M = Acciaio inossidabile
K = Ghisa
S = Superleghe resistenti al calore

H = Materiale temprato

N = Materiale non ferroso

X = Materiali combinati

3 Livello di materiale

E = Facile
M = Media
D = Difficili

4 Numero

1 0 0

N. diverso per:
stelo rinforzato o diritto,
diversi tipi di smusso, utensile,
refrigerante, ecc.

5 Std

D = DIN
A = ANSI e DIN/DIN/ANSI
J = JIS
I = ISO

6 Tipo di filetto

A = M
B = MF
C = MJ
D = UN
E = UNC
F = UNF
G = UNEF
H = UNJC
I = UNJF
J = UNS
K = G
L = NPT
M = NPTF
N = NPSF
O = NPSM
P = EGM
Q = EGMF
R = EGUNC
S = EGUNF
T = PG
U = R
V = Rc
X = Rp
Y = BA
Z = EGUNJF

7 Dimensione

Passo solo quando necessario, come in MF.

M3
M10x125 (nessun decimale nelle dimensioni del passo)

CNSC

Codice tipo con ingresso refrigerante

Codice	Descrizione	Immagine
0	Senza refrigerante	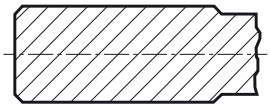
1	Entrata assiale concentrica	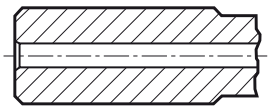
2	Entrata radiale	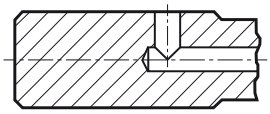
3	Entrata assiale concentrica e radiale	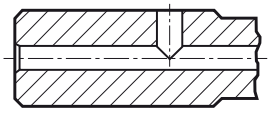
4	Entrata assiale concentrica su cerchio	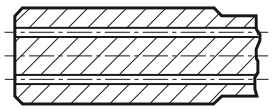
5	Entrata radiale prima dell'adattatore	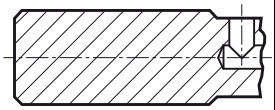
6	Decentrata su flangia	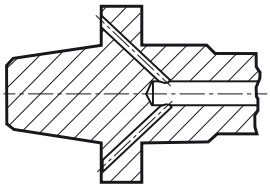
7	Decentrata su flangia e assiale	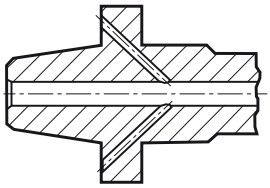
8	Decentrata sulle scanalature dello stelo	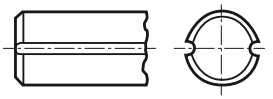

CXSC

Codice tipo di uscita refrigerante

Codice	Descrizione	Immagine
0	Senza uscita refrigerante	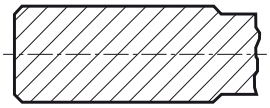
1	Uscita assiale concentrica	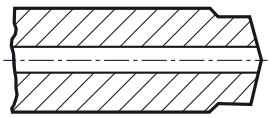
2	Uscita radiale	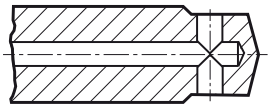
3	Uscita assiale inclinata	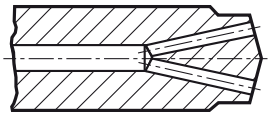
4	Assiale concentrica su cerchio	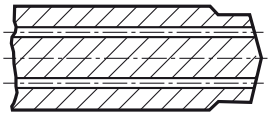
5	Uscita assiale inclinata con ugello, regolabile	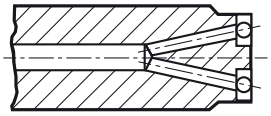
6	Uscita decentrata con ugello, regolabile	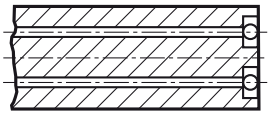
7	Decentrata sulle scanalature dello stelo	
8	Assiale o decentrata con ugello, regolabile	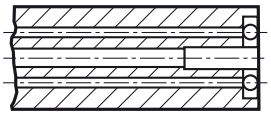

Codice	Pagina
1B230-XA	A32
1B231-XA	A33
1B232-XA	A33
1B240-XA	A34
1C050-XA	A36
1C050-XB	A36
1P220-XA	A12
1P220-XB	A13
1P221-XA	A14
1P221-XB	A15
1P222-XA	A16
1P222-XB	A16
1P230-XA	A17-A18
1P230-XB	A17
1P231-XA	A19
1P231-XB	A20
1P240-XA	A21
1P240-XB	A21
1P250-XA	A22
1P250-XB	A22
1P251-XA	A23
1P251-XB	A23
1P260-XA	A24
1P260-XB	A24
1P330-XA	A26
1P330-XB	A26
1P340-XA	A30
1P340-XB	A30
1P341-XA	A27
1P341-XB	A27
1P360-XA	A28
1P370-XA	A28
1U000-XA	A37
2B230-NA	A114
2B320-NG	A112
2B330-NC	A113
2F210-SC	A140
2F340..CSC	A59
2F340..CSD	A62
2F340..SC	A60-A61
2F340-SD	A62
2F341-SC	A63
2F341-SD	A64
2F342-PC	A40
2F342-PD	A42
2F440-ASD	A78
2H310-SC	A140
2N342-PC	A41
2N342-PD	A43
2P050-OA	A123
2P051-OA	A122
2P120-NC	A86
2P121-NC	A87
2P122-NC	A87
2P123-NG	A88
2P160-NA	A86
2P170-NA	A88
2P210-NC	A92
2P211-PC	A106
2P212-PC	A106
2P230-NA	A91
2P231-NA	A91
2P232-NA	A89
2P340-PA	A54
2P340-PB	A54
2P341-MA	A57
2P342..CMB	A48
2P342-CMA	A50
2P342-PA	A46
2P342-PB	A44
2P350-OA	A125
2P360-PA	A55
2P370-PB	A56
2P440-SD	A80
2P460-NA	A124
2P460-OA	A126

Codice	Pagina
2S220-NC	A90
2S221-NG	A90
2S340-MA	A58
2S342..CMA	A51-A52
2S342..CMB	A49
2S342-PA	A47
2S342-PB	A45
2S440-SD	A79
316..BM..DG	A163
316..BM..G	A163
316..BM2..G	A162
316..CM..G	A168
316..CM2..G	A169
316..FL..L	A151
316..FM..D	A172
316..FM..L	A165-A166
316..HM..C..P	A153
316..HM..D	A172
316..HM..P	A154
316..SL..P	A143, A145
316..SM..A	A158
316..SM..C..P	A147
316..SM..K	A160
316..SM..P	A148
316..SM2..P	A156
316..UM..G	A170
326..VM-TH	A175
326-CH	A174
400.1..A1-NM	B67
400.4..A1-NM	B67
430.1..A1-NM	B68
430.4..A1-NM	B68
435.B..A1-XF	D3
435.T..A1-XF	D4
452.1-C	B63
452.1-CM	B64
452.4-CM	B64
452.C1-C	B65
452.R-CM	B65
460.1..A0-XM	B13-B17
460.1..A1-XM	B4-B12
830	D13
830A	D12
830B	D12
835.B..A1-MF	D9
835.B..A1-PF	D6
835.T..A1-MF	D10
835.T..A1-PF	D7
860.1..A0-GM	B20, B22-B24
860.1..A1	B29-B35
860.1..A1-GM	B19-B24
860.1..A1-MM	B37-B40
860.1..A1-NM	B42-B44
860.1..A1-SM	B46-B49
860.1..B0-GM	B20, B22-B24
860.1..B1-GM	B19-B24
860.1..C0-GM	B25-B26
860.1..C1-GM	B19-B24
860.1..D0-GM	B25-B26
860.1..G1-GM	B20, B22-B24
860.2..B1-GM	B25-B26
860.2..C1-GM	B25-B26
860.2..E1-GM	B27
861.1..A1-GM	B52-B55
861.1..A1-GP	B51
862.1..A1-GM	B57
863.1..A0-O	B60
863.1..A1-N	B59
863.1..A1-OS	B59
863.1..B1-MS	B61
863.1..B1-OS	B61
A	
A316..BM..G	A163
A316..BM2..G	A162
A316..CM..G	A168
A316..CM2..G	A169

Codice	Pagina
A316..FL..L	A151
A316..FM..L	A165
A316..HM..C..P	A153
A316..HM..P	A154
A316..SL..P	A144
A316..SM..C..P	A147
A316..SM..K	A160
A316..SM..P	A149
A316..UM..G	A170
A326..VM-TH	A175
A326-CH	A174
E	
E195	C22
E207	C20
E212	C21
E245	C22
E258	C20
E263	C21
E301	C39
E302	C40
E305	C41
E306	C42
E308	C43
E309	C41
E310	C41
E314	C102
E315	C44
E316	C102
E317	C48
E323	C52
E324	C73
E326	C73
E344	C79
E345	C79
E346	C107
E347	C107
E362	C137
E363	C121
E364	C88
E404	C108
E416	C71
E454	C80
E455	C80
E615	C26
E616	C9
E736	C138
E738	C138
E852	C81
E854	C74
E862	C109
E864	C103
E872	C94
E873	C97
E874	C91
E882	C130
E883	C136
E884	C127
E885	C133
E890	C47
E891	C49
E892	C50
E893	C51
EP03P	C75-C76
EP03PA	C78
EP09P	C77
EP13P	C86
EP13PA	C87
EP23PA	C93
EP29PA	C92
EX03P	C104
EX03PA	C106
EX09P	C105
EX13P	C118-C119
EX13PA	C120
EX23PA	C128
EX29PA	C129

Codice	Pagina
EX33PA	C134
EX39PA	C135
R	
R215.2x..AC..H	A101
R215.34C..BC..P	A72
R215.3x..30AC..H	A100
R215.3x..50AC..H	A100
R215.3x..50-AC..L	A102
R215.Hx..AC..H	A66
R215.Hx..AC..P	A68
R215.Hx..AK..P	A67
R216.22..AI..G	A82
R216.24..AI..G	A82
R216.2x..50CC..P	A76
R216.2x..AJ..G	A82
R216.2x..AK..H	A70
R216.2x..AK..P	A73
R216.2x..AP..G	A83
R216.2x..BC..P	A77
R216.2x..CK/L..P	A74
R216.3x..30-AE..G	A106
R216.3x..30-AI..G	A106
R216.3x..30-AJ..G	A106
R216.3x..30-BC..B	A94
R216.3x..30-BS..K	A96
R216.3x..40-AC..U	A95
R216.3x..40-AJ..U	A95
R216.3x..40-BC..K	A96
R216.3x..50-AK..H	A71
R216.3x..50-AK..P	A75
R216.3x..50-BC..P	A77
R216.3x..60-AC..L	A103
R216.3x..CC/K..K	A97
R216.3xC..40-DC..K	A98
R216.3xC..40-DS..K	A98
R216.42..30-..C..G	A110
R216.42..30-AI..G	A115
R216.42..30-AS/C..G	A118
R216.44..30-AI..G	A118
R216.4x..30-AC..G	A119
R216.4x..30-AE..G	A108
R216.4x..30-AJ..G	A109
R216.4x..30-AK..A	A112
R216.4x..30-AK..G	A115
R216.4x..30-AO..G	A108
R216.4x..30-AP..G	A116
R216.4x..30-AQ..G	A116
R216.52/3..AL..G	A117
R216.54..AL..G	A117
R216.62..30-AO..G	A120
R216.64..30-AO..G	A120
R217.1x..AC..H	A134
R217.1x..AC..M	A132
R217.1x..AC..N	A130
R217.1x..AC..P	A131
R217.1x..AC..S	A133
R217.1x..CC..K	A129
R217.1xC..AC/K..H	A134
R217.1xC..AC/K..N	A128
R217.3x..AC..P	A136
R217.3xC..AC..M	A135
R217.5x..AC..N	A137
R217.7x..AC..N	A137
R217.9x..BC..N	A138
RA215.2x..AK/L..L	A104
RA216.2x..AK..G	A84
RA216.2x..AK..H	A70
RA216.2x..AK..P	A73
RA216.4x..AK..G	A119
T	
T100	C55
T100-KM100AA	C58
T100-KM100AB	C65
T100-KM100AE	C67
T100-KM100AF	C69
T100-KM100DA	C56

Codice	Pagina
T100-KM100DB	C64
T100-KM101AA	C58
T100-KM101AB	C65
T100-KM101AE	C67
T100-KM101AF	C69
T100-KM101DA	C56
T100-KM102AA	C58
T100-KM102AE	C67
T100-KM102AF	C69
T100-KM102DA	C56
T100-KM102DB	C64
T100-KM103AA	C58
T100-KM103AE	C67
T100-KM103AF	C69
T100-KM103DA	C56
T100-KM104AA	C59
T100-KM104AB	C66
T100-KM104AE	C68
T100-KM104AF	C70
T100-KM104DA	C57
T100-KM104DB	C62
T100-KM105AA	C59
T100-KM105AB	C66
T100-KM105AE	C68
T100-KM105AF	C70
T100-KM105DA	C57
T100-KM106AA	C59
T100-KM106AE	C68
T100-KM106AF	C70
T100-KM106DA	C60
T100-KM106DB	C62
T100-KM107AA	C59
T100-KM107AE	C68
T100-KM107AF	C70
T100-KM107DA	C60
T100-KM108AA	C59
T100-KM108AB	C66
T100-KM108AE	C68
T100-KM108AF	C70
T100-KM108DA	C60
T100-KM108DB	C62
T100-KM109AA	C59
T100-KM109AB	C66
T100-KM109AE	C68
T100-KM109AF	C70
T100-KM109DA	C60
T100-NM100DA	C61
T100-NM101DA	C61
T101	C54
T105	C110
T106	C110
T110	C55
T115	C45
T116	C46
T120	C63
T200-NM100AA	C85
T200-NM100AE	C96
T200-NM100AF	C96
T200-NM100DA	C84
T200-NM101DA	C84
T200-SD100AE	C95
T200-SD100AF	C98
T200-SD100AH	C99
T200-SD100AI	C100
T200-SD100DA	C82
T200-SM100DA	C83
T200-SM100DB	C89
T200-SM100DC	C90
T200-SM100DI	C100
T200-SM101DA	C83
T200-XM100AA	C10
T200-XM100AB	C13
T200-XM100AE	C15
T200-XM100AF	C17
T200-XM100DA	C7
T200-XM100DB-MF	C11-C12

Codice	Pagina
T200-XM100DE	C14
T200-XM100DF	C16
T200-XM100DK	C18
T200-XM101AA	C10
T200-XM101AB	C13
T200-XM101AE	C15
T200-XM101AF	C17
T200-XM101DA	C7
T200-XM101DE	C14
T200-XM101DF	C16
T200-XM104DA	C8
T200-XM105DA	C8
T300-NM100AA	C117
T300-NM100AE	C131
T300-NM100AF	C131
T300-NM100DA	C114, C116
T300-NM100DB	C124
T300-NM101AA	C117
T300-NM101DA	C115-C116
T300-NM101DA (FHA35)	C116
T300-SD100DA	C111
T300-SD100DB	C122
T300-SD100DC	C125
T300-SD100DE	C126
T300-SD100DF	C132
T300-SD100DH	C139
T300-SD100DI	C140
T300-SD100DZ	C142
T300-SD101DA	C112
T300-SM100DA	C113
T300-SM100DB	C123
T300-SM100DC	C125
T300-SM100DI	C140
T300-SM100DS	C141
T300-SM101DA	C113
T300-XM100AA	C25
T300-XM100AB	C29
T300-XM100AE	C31
T300-XM100AF	C34
T300-XM100AL	C37
T300-XM100AM	C37
T300-XM100DA	C23
T300-XM100DB	C27-C28
T300-XM100DE	C30
T300-XM100DF	C33
T300-XM100DK	C36
T300-XM101AA	C25
T300-XM101AB	C29
T300-XM101AE	C31
T300-XM101AF	C34
T300-XM101DA	C23-C24
T300-XM101DE	C30
T300-XM101DF	C33
T300-XM102AA	C25
T300-XM102AB	C29
T300-XM102AE	C31
T300-XM102AF	C34
T300-XM102DA	C24
T300-XM103AA	C25
T300-XM103AB	C29
T300-XM103AE	C32
T300-XM103AF	C35
T300-XM103DA	C24
T300-XM104DA	C24
T300-XM105DA	C24
T400-NM100DA	C147
T400-PM100AA	C146
T400-PM100AE	C150
T400-PM100AF	C152
T400-PM100DA	C144
T400-PM100DB	C148
T400-PM101AE	C150
T400-PM101AF	C152
T400-PM101DA	C144
T400-PM101DB	C149
T400-PM102AE	C151

Codice	Pagina	Codice	Pagina	Codice	Pagina
T400-PM102AF	C153				
T400-PM102DA	C144				
T400-PM102DB	C149				
T400-PM103AE	C151				
T400-PM103AF	C153				
T400-PM103DA	C145				
T400-PM104DA	C145				